

Search for the decay  $\tau^- \rightarrow 3\pi^- 2\pi^+ 2\pi^0 \nu_\tau$ 

B. Aubert,<sup>1</sup> R. Barate,<sup>1</sup> M. Bona,<sup>1</sup> D. Boutigny,<sup>1</sup> F. Couderc,<sup>1</sup> Y. Karyotakis,<sup>1</sup> J. P. Lees,<sup>1</sup> V. Poireau,<sup>1</sup> V. Tisserand,<sup>1</sup> A. Zghiche,<sup>1</sup> E. Grauges,<sup>2</sup> A. Palano,<sup>3</sup> M. Pappagallo,<sup>3</sup> J. C. Chen,<sup>4</sup> N. D. Qi,<sup>4</sup> G. Rong,<sup>4</sup> P. Wang,<sup>4</sup> Y. S. Zhu,<sup>4</sup> G. Eigen,<sup>5</sup> I. Ofte,<sup>5</sup> B. Stugu,<sup>5</sup> G. S. Abrams,<sup>6</sup> M. Battaglia,<sup>6</sup> D. N. Brown,<sup>6</sup> J. Button-Shafer,<sup>6</sup> R. N. Cahn,<sup>6</sup> E. Charles,<sup>6</sup> C. T. Day,<sup>6</sup> M. S. Gill,<sup>6</sup> Y. Groyzman,<sup>6</sup> R. G. Jacobsen,<sup>6</sup> J. A. Kadyk,<sup>6</sup> L. T. Kerth,<sup>6</sup> Yu. G. Kolomensky,<sup>6</sup> G. Kukartsev,<sup>6</sup> G. Lynch,<sup>6</sup> L. M. Mir,<sup>6</sup> P. J. Oddone,<sup>6</sup> T. J. Orimoto,<sup>6</sup> M. Pripstein,<sup>6</sup> N. A. Roe,<sup>6</sup> M. T. Ronan,<sup>6</sup> W. A. Wenzel,<sup>6</sup> M. Barrett,<sup>7</sup> K. E. Ford,<sup>7</sup> T. J. Harrison,<sup>7</sup> A. J. Hart,<sup>7</sup> C. M. Hawkes,<sup>7</sup> S. E. Morgan,<sup>7</sup> A. T. Watson,<sup>7</sup> K. Goetzen,<sup>8</sup> T. Held,<sup>8</sup> H. Koch,<sup>8</sup> B. Lewandowski,<sup>8</sup> M. Pelizaeus,<sup>8</sup> K. Peters,<sup>8</sup> T. Schroeder,<sup>8</sup> M. Steinke,<sup>8</sup> J. T. Boyd,<sup>9</sup> J. P. Burke,<sup>9</sup> W. N. Cottingham,<sup>9</sup> D. Walker,<sup>9</sup> T. Cuhadar-Donszelmann,<sup>10</sup> B. G. Fulsom,<sup>10</sup> C. Hearty,<sup>10</sup> N. S. Knecht,<sup>10</sup> T. S. Mattison,<sup>10</sup> J. A. McKenna,<sup>10</sup> A. Khan,<sup>11</sup> P. Kyberd,<sup>11</sup> M. Saleem,<sup>11</sup> L. Teodorescu,<sup>11</sup> V. E. Blinov,<sup>12</sup> A. D. Bukin,<sup>12</sup> V. P. Druzhinin,<sup>12</sup> V. B. Golubev,<sup>12</sup> A. P. Onuchin,<sup>12</sup> S. I. Serednyakov,<sup>12</sup> Yu. I. Skovpen,<sup>12</sup> E. P. Solodov,<sup>12</sup> K. Yu Todyshev,<sup>12</sup> D. S. Best,<sup>13</sup> M. Bondioli,<sup>13</sup> M. Bruinsma,<sup>13</sup> M. Chao,<sup>13</sup> S. Curry,<sup>13</sup> I. Eschrich,<sup>13</sup> D. Kirkby,<sup>13</sup> A. J. Lankford,<sup>13</sup> P. Lund,<sup>13</sup> M. Mandelkern,<sup>13</sup> R. K. Mommsen,<sup>13</sup> W. Roethel,<sup>13</sup> D. P. Stoker,<sup>13</sup> S. Abachi,<sup>14</sup> C. Buchanan,<sup>14</sup> S. D. Foulkes,<sup>15</sup> J. W. Gary,<sup>15</sup> O. Long,<sup>15</sup> B. C. Shen,<sup>15</sup> K. Wang,<sup>15</sup> L. Zhang,<sup>15</sup> H. K. Hadavand,<sup>16</sup> E. J. Hill,<sup>16</sup> H. P. Paar,<sup>16</sup> S. Rahatlou,<sup>16</sup> V. Sharma,<sup>16</sup> J. W. Berryhill,<sup>17</sup> C. Campagnari,<sup>17</sup> A. Cunha,<sup>17</sup> B. Dahmes,<sup>17</sup> T. M. Hong,<sup>17</sup> D. Kovalskiy,<sup>17</sup> J. D. Richman,<sup>17</sup> T. W. Beck,<sup>18</sup> A. M. Eisner,<sup>18</sup> C. J. Flacco,<sup>18</sup> C. A. Heusch,<sup>18</sup> J. Kroseberg,<sup>18</sup> W. S. Lockman,<sup>18</sup> G. Nesom,<sup>18</sup> T. Schalk,<sup>18</sup> B. A. Schumm,<sup>18</sup> A. Seiden,<sup>18</sup> P. Spradlin,<sup>18</sup> D. C. Williams,<sup>18</sup> M. G. Wilson,<sup>18</sup> J. Albert,<sup>19</sup> E. Chen,<sup>19</sup> A. Dvoretzkii,<sup>19</sup> D. G. Hitlin,<sup>19</sup> I. Narsky,<sup>19</sup> T. Piatenko,<sup>19</sup> F. C. Porter,<sup>19</sup> A. Ryd,<sup>19</sup> A. Samuel,<sup>19</sup> R. Andreassen,<sup>20</sup> G. Mancinelli,<sup>20</sup> B. T. Meadows,<sup>20</sup> M. D. Sokoloff,<sup>20</sup> F. Blanc,<sup>21</sup> P. C. Bloom,<sup>21</sup> S. Chen,<sup>21</sup> W. T. Ford,<sup>21</sup> J. F. Hirschauer,<sup>21</sup> A. Kreisel,<sup>21</sup> U. Nauenberg,<sup>21</sup> A. Olivas,<sup>21</sup> W. O. Ruddick,<sup>21</sup> J. G. Smith,<sup>21</sup> K. A. Ulmer,<sup>21</sup> S. R. Wagner,<sup>21</sup> J. Zhang,<sup>21</sup> A. Chen,<sup>22</sup> E. A. Eckhart,<sup>22</sup> A. Soffer,<sup>22</sup> W. H. Toki,<sup>22</sup> R. J. Wilson,<sup>22</sup> F. Winklmeier,<sup>22</sup> Q. Zeng,<sup>22</sup> D. D. Altenburg,<sup>23</sup> E. Feltresi,<sup>23</sup> A. Hauke,<sup>23</sup> H. Jasper,<sup>23</sup> B. Spaan,<sup>23</sup> T. Brandt,<sup>24</sup> V. Klose,<sup>24</sup> H. M. Lacker,<sup>24</sup> W. F. Mader,<sup>24</sup> R. Nogowski,<sup>24</sup> A. Petzold,<sup>24</sup> J. Schubert,<sup>24</sup> K. R. Schubert,<sup>24</sup> R. Schwierz,<sup>24</sup> J. E. Sundermann,<sup>24</sup> A. Volk,<sup>24</sup> D. Bernard,<sup>25</sup> G. R. Bonneaud,<sup>25</sup> P. Grenier,<sup>25,\*</sup> E. Latour,<sup>25</sup> Ch. Thiebaux,<sup>25</sup> M. Verderi,<sup>25</sup> D. J. Bard,<sup>26</sup> P. J. Clark,<sup>26</sup> W. Gradl,<sup>26</sup> F. Muheim,<sup>26</sup> S. Playfer,<sup>26</sup> A. I. Robertson,<sup>26</sup> Y. Xie,<sup>26</sup> M. Andreotti,<sup>27</sup> D. Bettoni,<sup>27</sup> C. Bozzi,<sup>27</sup> R. Calabrese,<sup>27</sup> G. Cibinetto,<sup>27</sup> E. Luppi,<sup>27</sup> M. Negri,<sup>27</sup> A. Petrella,<sup>27</sup> L. Piemontese,<sup>27</sup> E. Prencipe,<sup>27</sup> F. Anulli,<sup>28</sup> R. Baldini-Feroli,<sup>28</sup> A. Calcaterra,<sup>28</sup> R. de Sangro,<sup>28</sup> G. Finocchiaro,<sup>28</sup> S. Pacetti,<sup>28</sup> P. Patteri,<sup>28</sup> I. M. Peruzzi,<sup>28,†</sup> M. Piccolo,<sup>28</sup> M. Rama,<sup>28</sup> A. Zallo,<sup>28</sup> A. Buzzo,<sup>29</sup> R. Capra,<sup>29</sup> R. Contri,<sup>29</sup> M. Lo Vetere,<sup>29</sup> M. M. Macri,<sup>29</sup> M. R. Monge,<sup>29</sup> S. Passaggio,<sup>29</sup> C. Patrignani,<sup>29</sup> E. Robutti,<sup>29</sup> A. Santroni,<sup>29</sup> S. Tosi,<sup>29</sup> G. Brandenburg,<sup>30</sup> K. S. Chaisanguanthum,<sup>30</sup> M. Morii,<sup>30</sup> J. Wu,<sup>30</sup> R. S. Dubitzky,<sup>31</sup> J. Marks,<sup>31</sup> S. Schenk,<sup>31</sup> U. Uwer,<sup>31</sup> W. Bhimji,<sup>32</sup> D. A. Bowerman,<sup>32</sup> P. D. Dauncey,<sup>32</sup> U. Egede,<sup>32</sup> R. L. Flack,<sup>32</sup> J. R. Gaillard,<sup>32</sup> J. A. Nash,<sup>32</sup> M. B. Nikolich,<sup>32</sup> W. Panduro Vazquez,<sup>32</sup> X. Chai,<sup>33</sup> M. J. Charles,<sup>33</sup> U. Mallik,<sup>33</sup> N. T. Meyer,<sup>33</sup> V. Ziegler,<sup>33</sup> J. Cochran,<sup>34</sup> H. B. Crawley,<sup>34</sup> L. Dong,<sup>34</sup> V. Eyges,<sup>34</sup> W. T. Meyer,<sup>34</sup> S. Prell,<sup>34</sup> E. I. Rosenberg,<sup>34</sup> A. E. Rubin,<sup>34</sup> A. V. Gritsan,<sup>35</sup> M. Fritsch,<sup>36</sup> G. Schott,<sup>36</sup> N. Arnaud,<sup>37</sup> M. Davier,<sup>37</sup> G. Grosdidier,<sup>37</sup> A. Höcker,<sup>37</sup> F. Le Diberder,<sup>37</sup> V. Lepeltier,<sup>37</sup> A. M. Lutz,<sup>37</sup> A. Oyanguren,<sup>37</sup> S. Pruvot,<sup>37</sup> S. Rodier,<sup>37</sup> P. Roudeau,<sup>37</sup> M. H. Schune,<sup>37</sup> A. Stocchi,<sup>37</sup> W. F. Wang,<sup>37</sup> G. Wormser,<sup>37</sup> C. H. Cheng,<sup>38</sup> D. J. Lange,<sup>38</sup> D. M. Wright,<sup>38</sup> C. A. Chavez,<sup>39</sup> I. J. Forster,<sup>39</sup> J. R. Fry,<sup>39</sup> E. Gabathuler,<sup>39</sup> R. Gamet,<sup>39</sup> K. A. George,<sup>39</sup> D. E. Hutchcroft,<sup>39</sup> D. J. Payne,<sup>39</sup> K. C. Schofield,<sup>39</sup> C. Touramanis,<sup>39</sup> A. J. Bevan,<sup>40</sup> F. Di Lodovico,<sup>40</sup> W. Menges,<sup>40</sup> R. Sacco,<sup>40</sup> C. L. Brown,<sup>41</sup> G. Cowan,<sup>41</sup> H. U. Flaecher,<sup>41</sup> D. A. Hopkins,<sup>41</sup> P. S. Jackson,<sup>41</sup> T. R. McMahon,<sup>41</sup> S. Ricciardi,<sup>41</sup> F. Salvatore,<sup>41</sup> D. N. Brown,<sup>42</sup> C. L. Davis,<sup>42</sup> J. Allison,<sup>43</sup> N. R. Barlow,<sup>43</sup> R. J. Barlow,<sup>43</sup> Y. M. Chia,<sup>43</sup> C. L. Edgar,<sup>43</sup> M. P. Kelly,<sup>43</sup> G. D. Lafferty,<sup>43</sup> M. T. Naisbit,<sup>43</sup> J. C. Williams,<sup>43</sup> J. I. Yi,<sup>43</sup> C. Chen,<sup>44</sup> W. D. Hulsbergen,<sup>44</sup> A. Jawahery,<sup>44</sup> C. K. Lae,<sup>44</sup> D. A. Roberts,<sup>44</sup> G. Simi,<sup>44</sup> G. Blaylock,<sup>45</sup> C. Dallapiccola,<sup>45</sup> S. S. Hertzbach,<sup>45</sup> X. Li,<sup>45</sup> T. B. Moore,<sup>45</sup> S. Saremi,<sup>45</sup> H. Staengle,<sup>45</sup> S. Y. Willocq,<sup>45</sup> R. Cowan,<sup>46</sup> K. Koeneke,<sup>46</sup> G. Sciolla,<sup>46</sup> S. J. Sekula,<sup>46</sup> M. Spitznagel,<sup>46</sup> F. Taylor,<sup>46</sup> R. K. Yamamoto,<sup>46</sup> H. Kim,<sup>47</sup> P. M. Patel,<sup>47</sup> C. T. Potter,<sup>47</sup> S. H. Robertson,<sup>47</sup> A. Lazzaro,<sup>48</sup> V. Lombardo,<sup>48</sup> F. Palombo,<sup>48</sup> J. M. Bauer,<sup>49</sup> L. Cremaldi,<sup>49</sup> V. Eschenburg,<sup>49</sup> R. Godang,<sup>49</sup> R. Kroeger,<sup>49</sup> J. Reidy,<sup>49</sup> D. A. Sanders,<sup>49</sup> D. J. Summers,<sup>49</sup> H. W. Zhao,<sup>49</sup> S. Brunet,<sup>50</sup> D. Côté,<sup>50</sup> M. Simard,<sup>50</sup> P. Taras,<sup>50</sup> F. B. Viaud,<sup>50</sup> H. Nicholson,<sup>51</sup> N. Cavallo,<sup>52,‡</sup> G. De Nardo,<sup>52</sup> D. del Re,<sup>52</sup> F. Fabozzi,<sup>52,‡</sup> C. Gatto,<sup>52</sup> L. Lista,<sup>52</sup> D. Monorchio,<sup>52</sup> P. Paolucci,<sup>52</sup> D. Piccolo,<sup>52</sup> C. Sciacca,<sup>52</sup> M. Baak,<sup>53</sup> H. Bulten,<sup>53</sup> G. Raven,<sup>53</sup> H. L. Snoek,<sup>53</sup> C. P. Jessop,<sup>54</sup> J. M. LoSecco,<sup>54</sup> T. Allmendinger,<sup>55</sup> G. Benelli,<sup>55</sup> K. K. Gan,<sup>55</sup> K. Honscheid,<sup>55</sup> D. Hufnagel,<sup>55</sup> P. D. Jackson,<sup>55</sup> H. Kagan,<sup>55</sup> R. Kass,<sup>55</sup> T. Pulliam,<sup>55</sup> A. M. Rahimi,<sup>55</sup> R. Ter-Antonyan,<sup>55</sup> Q. K. Wong,<sup>55</sup> N. L. Blount,<sup>56</sup> J. Brau,<sup>56</sup> R. Frey,<sup>56</sup> O. Igonkina,<sup>56</sup> M. Lu,<sup>56</sup> R. Rahmat,<sup>56</sup> N. B. Sinev,<sup>56</sup> D. Strom,<sup>56</sup> J. Strube,<sup>56</sup> E. Torrence,<sup>56</sup> F. Galeazzi,<sup>57</sup> A. Gaz,<sup>57</sup> M. Margoni,<sup>57</sup> M. Morandin,<sup>57</sup> A. Pompili,<sup>57</sup> M. Posocco,<sup>57</sup> M. Rotondo,<sup>57</sup>

F. Simonetto,<sup>57</sup> R. Stroili,<sup>57</sup> C. Voci,<sup>57</sup> M. Benayoun,<sup>58</sup> J. Chauveau,<sup>58</sup> P. David,<sup>58</sup> L. Del Buono,<sup>58</sup> Ch. de la Vaissière,<sup>58</sup> O. Hamon,<sup>58</sup> B. L. Hartfiel,<sup>58</sup> M. J. J. John,<sup>58</sup> Ph. Leruste,<sup>58</sup> J. Malclès,<sup>58</sup> J. Ocariz,<sup>58</sup> L. Roos,<sup>58</sup> G. Therin,<sup>58</sup> P. K. Behera,<sup>59</sup> L. Gladney,<sup>59</sup> J. Panetta,<sup>59</sup> M. Biasini,<sup>60</sup> R. Covarelli,<sup>60</sup> M. Pioppi,<sup>60</sup> C. Angelini,<sup>61</sup> G. Batignani,<sup>61</sup> S. Bettarini,<sup>61</sup> F. Bucci,<sup>61</sup> G. Calderini,<sup>61</sup> M. Carpinelli,<sup>61</sup> R. Cenci,<sup>61</sup> F. Forti,<sup>61</sup> M. A. Giorgi,<sup>61</sup> A. Lusiani,<sup>61</sup> G. Marchiori,<sup>61</sup> M. A. Mazur,<sup>61</sup> M. Morganti,<sup>61</sup> N. Neri,<sup>61</sup> E. Paoloni,<sup>61</sup> G. Rizzo,<sup>61</sup> J. Walsh,<sup>61</sup> M. Haire,<sup>62</sup> D. Judd,<sup>62</sup> D. E. Wagoner,<sup>62</sup> J. Biesiada,<sup>63</sup> N. Danielson,<sup>63</sup> P. Elmer,<sup>63</sup> Y. P. Lau,<sup>63</sup> C. Lu,<sup>63</sup> J. Olsen,<sup>63</sup> A. J. S. Smith,<sup>63</sup> A. V. Telnov,<sup>63</sup> F. Bellini,<sup>64</sup> G. Cavoto,<sup>64</sup> A. D’Orazio,<sup>64</sup> E. Di Marco,<sup>64</sup> R. Faccini,<sup>64</sup> F. Ferrarotto,<sup>64</sup> F. Ferroni,<sup>64</sup> M. Gaspero,<sup>64</sup> L. Li Gioi,<sup>64</sup> M. A. Mazzoni,<sup>64</sup> S. Morganti,<sup>64</sup> G. Piredda,<sup>64</sup> F. Polci,<sup>64</sup> F. Safai Tehrani,<sup>64</sup> C. Voena,<sup>64</sup> M. Ebert,<sup>65</sup> H. Schröder,<sup>65</sup> R. Waldi,<sup>65</sup> T. Adye,<sup>66</sup> N. De Groot,<sup>66</sup> B. Franek,<sup>66</sup> E. O. Olaiya,<sup>66</sup> F. F. Wilson,<sup>66</sup> S. Emery,<sup>67</sup> A. Gaidot,<sup>67</sup> S. F. Ganzhur,<sup>67</sup> G. Hamel de Monchenault,<sup>67</sup> W. Kozanecki,<sup>67</sup> M. Legendre,<sup>67</sup> B. Mayer,<sup>67</sup> G. Vasseur,<sup>67</sup> Ch. Yèche,<sup>67</sup> M. Zito,<sup>67</sup> W. Park,<sup>68</sup> M. V. Purohit,<sup>68</sup> A. W. Weidemann,<sup>68</sup> J. R. Wilson,<sup>68</sup> M. T. Allen,<sup>69</sup> D. Aston,<sup>69</sup> R. Bartoldus,<sup>69</sup> P. Bechtler,<sup>69</sup> N. Berger,<sup>69</sup> A. M. Boyarski,<sup>69</sup> R. Claus,<sup>69</sup> J. P. Coleman,<sup>69</sup> M. R. Convery,<sup>69</sup> M. Cristinziani,<sup>69</sup> J. C. Dingfelder,<sup>69</sup> D. Dong,<sup>69</sup> J. Dorfan,<sup>69</sup> G. P. Dubois-Felsmann,<sup>69</sup> D. Dujmic,<sup>69</sup> W. Dunwoodie,<sup>69</sup> R. C. Field,<sup>69</sup> T. Glanzman,<sup>69</sup> S. J. Gowdy,<sup>69</sup> M. T. Graham,<sup>69</sup> V. Halyo,<sup>69</sup> C. Hast,<sup>69</sup> T. Hryn’ova,<sup>69</sup> W. R. Innes,<sup>69</sup> M. H. Kelsey,<sup>69</sup> P. Kim,<sup>69</sup> M. L. Kocian,<sup>69</sup> D. W. G. S. Leith,<sup>69</sup> S. Li,<sup>69</sup> J. Libby,<sup>69</sup> S. Luitz,<sup>69</sup> V. Luth,<sup>69</sup> H. L. Lynch,<sup>69</sup> D. B. MacFarlane,<sup>69</sup> H. Marsiske,<sup>69</sup> R. Messner,<sup>69</sup> D. R. Muller,<sup>69</sup> C. P. O’Grady,<sup>69</sup> V. E. Ozcan,<sup>69</sup> A. Perazzo,<sup>69</sup> M. Perl,<sup>69</sup> B. N. Ratcliff,<sup>69</sup> A. Roodman,<sup>69</sup> A. A. Salnikov,<sup>69</sup> R. H. Schindler,<sup>69</sup> J. Schwiening,<sup>69</sup> A. Snyder,<sup>69</sup> J. Stelzer,<sup>69</sup> D. Su,<sup>69</sup> M. K. Sullivan,<sup>69</sup> K. Suzuki,<sup>69</sup> S. K. Swain,<sup>69</sup> J. M. Thompson,<sup>69</sup> J. Va’vra,<sup>69</sup> N. van Bakel,<sup>69</sup> M. Weaver,<sup>69</sup> A. J. R. Weinstein,<sup>69</sup> W. J. Wisniewski,<sup>69</sup> M. Wittgen,<sup>69</sup> D. H. Wright,<sup>69</sup> A. K. Yarritu,<sup>69</sup> K. Yi,<sup>69</sup> C. C. Young,<sup>69</sup> P. R. Burchat,<sup>70</sup> A. J. Edwards,<sup>70</sup> S. A. Majewski,<sup>70</sup> B. A. Petersen,<sup>70</sup> C. Roat,<sup>70</sup> L. Wilden,<sup>70</sup> S. Ahmed,<sup>71</sup> M. S. Alam,<sup>71</sup> R. Bula,<sup>71</sup> J. A. Ernst,<sup>71</sup> V. Jain,<sup>71</sup> B. Pan,<sup>71</sup> M. A. Saeed,<sup>71</sup> F. R. Wappler,<sup>71</sup> S. B. Zain,<sup>71</sup> W. Bugg,<sup>72</sup> M. Krishnamurthy,<sup>72</sup> S. M. Spanier,<sup>72</sup> R. Eckmann,<sup>73</sup> J. L. Ritchie,<sup>73</sup> A. Satpathy,<sup>73</sup> C. J. Schilling,<sup>73</sup> R. F. Schwitters,<sup>73</sup> J. M. Izen,<sup>74</sup> I. Kitayama,<sup>74</sup> X. C. Lou,<sup>74</sup> S. Ye,<sup>74</sup> F. Bianchi,<sup>75</sup> F. Gallo,<sup>75</sup> D. Gamba,<sup>75</sup> M. Bomben,<sup>76</sup> L. Bosisio,<sup>76</sup> C. Cartaro,<sup>76</sup> F. Cossutti,<sup>76</sup> G. Della Ricca,<sup>76</sup> S. Dittongo,<sup>76</sup> S. Grancagnolo,<sup>76</sup> L. Lanceri,<sup>76</sup> L. Vitale,<sup>76</sup> V. Azzolini,<sup>77</sup> F. Martinez-Vidal,<sup>77</sup> Sw. Banerjee,<sup>78</sup> B. Bhuyan,<sup>78</sup> C. M. Brown,<sup>78</sup> D. Fortin,<sup>78</sup> K. Hamano,<sup>78</sup> R. Kowalewski,<sup>78</sup> I. M. Nugent,<sup>78</sup> J. M. Roney,<sup>78</sup> R. J. Sobie,<sup>78</sup> J. J. Back,<sup>79</sup> P. F. Harrison,<sup>79</sup> T. E. Latham,<sup>79</sup> G. B. Mohanty,<sup>79</sup> H. R. Band,<sup>80</sup> X. Chen,<sup>80</sup> B. Cheng,<sup>80</sup> S. Dasu,<sup>80</sup> M. Datta,<sup>80</sup> A. M. Eichenbaum,<sup>80</sup> K. T. Flood,<sup>80</sup> J. J. Hollar,<sup>80</sup> J. R. Johnson,<sup>80</sup> P. E. Kutter,<sup>80</sup> H. Li,<sup>80</sup> R. Liu,<sup>80</sup> B. Mellado,<sup>80</sup> A. Mihalyyi,<sup>80</sup> A. K. Mohapatra,<sup>80</sup> Y. Pan,<sup>80</sup> M. Pierini,<sup>80</sup> R. Prepost,<sup>80</sup> P. Tan,<sup>80</sup> S. L. Wu,<sup>80</sup> Z. Yu,<sup>80</sup> and H. Neal<sup>81</sup>

(BABAR Collaboration)

<sup>1</sup>Laboratoire de Physique des Particules, F-74941 Annecy-le-Vieux, France

<sup>2</sup>Universitat de Barcelona Fac. Fisica. Dept. ECM Avda Diagonal 647, 6a planta E-08028 Barcelona, Spain

<sup>3</sup>Università di Bari, Dipartimento di Fisica and INFN, I-70126 Bari, Italy

<sup>4</sup>Institute of High Energy Physics, Beijing 100039, China

<sup>5</sup>University of Bergen, Institute of Physics, N-5007 Bergen, Norway

<sup>6</sup>Lawrence Berkeley National Laboratory and University of California, Berkeley, California 94720, USA

<sup>7</sup>University of Birmingham, Birmingham, B15 2TT, United Kingdom

<sup>8</sup>Ruhr Universität Bochum, Institut für Experimentalphysik I, D-44780 Bochum, Germany

<sup>9</sup>University of Bristol, Bristol BS8 1TL, United Kingdom

<sup>10</sup>University of British Columbia, Vancouver, British Columbia, Canada V6T 1Z1

<sup>11</sup>Brunel University, Uxbridge, Middlesex UB8 3PH, United Kingdom

<sup>12</sup>Budker Institute of Nuclear Physics, Novosibirsk 630090, Russia

<sup>13</sup>University of California at Irvine, Irvine, California 92697, USA

<sup>14</sup>University of California at Los Angeles, Los Angeles, California 90024, USA

<sup>15</sup>University of California at Riverside, Riverside, California 92521, USA

<sup>16</sup>University of California at San Diego, La Jolla, California 92093, USA

<sup>17</sup>University of California at Santa Barbara, Santa Barbara, California 93106, USA

<sup>18</sup>University of California at Santa Cruz, Institute for Particle Physics, Santa Cruz, California 95064, USA

<sup>19</sup>California Institute of Technology, Pasadena, California 91125, USA

<sup>20</sup>University of Cincinnati, Cincinnati, Ohio 45221, USA

<sup>21</sup>University of Colorado, Boulder, Colorado 80309, USA

<sup>22</sup>Colorado State University, Fort Collins, Colorado 80523, USA

<sup>23</sup>Universität Dortmund, Institut für Physik, D-44221 Dortmund, Germany

<sup>24</sup>Technische Universität Dresden, Institut für Kern- und Teilchenphysik, D-01062 Dresden, Germany

- <sup>25</sup>*Ecole Polytechnique, LLR, F-91128 Palaiseau, France*
- <sup>26</sup>*University of Edinburgh, Edinburgh EH9 3JZ, United Kingdom*
- <sup>27</sup>*Università di Ferrara, Dipartimento di Fisica and INFN, I-44100 Ferrara, Italy*
- <sup>28</sup>*Laboratori Nazionali di Frascati dell'INFN, I-00044 Frascati, Italy*
- <sup>29</sup>*Università di Genova, Dipartimento di Fisica and INFN, I-16146 Genova, Italy*
- <sup>30</sup>*Harvard University, Cambridge, Massachusetts 02138, USA*
- <sup>31</sup>*Universität Heidelberg, Physikalisches Institut, Philosophenweg 12, D-69120 Heidelberg, Germany*
- <sup>32</sup>*Imperial College London, London, SW7 2AZ, United Kingdom*
- <sup>33</sup>*University of Iowa, Iowa City, Iowa 52242, USA*
- <sup>34</sup>*Iowa State University, Ames, Iowa 50011-3160, USA*
- <sup>35</sup>*Johns Hopkins Univ. Dept of Physics and Astronomy 3400 N. Charles Street Baltimore, Maryland 21218, USA*
- <sup>36</sup>*Universität Karlsruhe, Institut für Experimentelle Kernphysik, D-76021 Karlsruhe, Germany*
- <sup>37</sup>*Laboratoire de l'Accélérateur Linéaire, IN2P3-CNRS et Université Paris-Sud 11, Centre Scientifique d'Orsay, B.P. 34, F-91898 ORSAY Cedex, France*
- <sup>38</sup>*Lawrence Livermore National Laboratory, Livermore, California 94550, USA*
- <sup>39</sup>*University of Liverpool, Liverpool L69 7ZE, United Kingdom*
- <sup>40</sup>*Queen Mary, University of London, E1 4NS, United Kingdom*
- <sup>41</sup>*University of London, Royal Holloway and Bedford New College, Egham, Surrey TW20 0EX, United Kingdom*
- <sup>42</sup>*University of Louisville, Louisville, Kentucky 40292, USA*
- <sup>43</sup>*University of Manchester, Manchester M13 9PL, United Kingdom*
- <sup>44</sup>*University of Maryland, College Park, Maryland 20742, USA*
- <sup>45</sup>*University of Massachusetts, Amherst, Massachusetts 01003, USA*
- <sup>46</sup>*Massachusetts Institute of Technology, Laboratory for Nuclear Science, Cambridge, Massachusetts 02139, USA*
- <sup>47</sup>*McGill University, Montréal, Québec, Canada H3A 2T8*
- <sup>48</sup>*Università di Milano, Dipartimento di Fisica and INFN, I-20133 Milano, Italy*
- <sup>49</sup>*University of Mississippi, University, Mississippi 38677, USA*
- <sup>50</sup>*Université de Montréal, Physique des Particules, Montréal, Québec, Canada H3C 3J7*
- <sup>51</sup>*Mount Holyoke College, South Hadley, Massachusetts 01075, USA*
- <sup>52</sup>*Università di Napoli Federico II, Dipartimento di Scienze Fisiche and INFN, I-80126, Napoli, Italy*
- <sup>53</sup>*NIKHEF, National Institute for Nuclear Physics and High Energy Physics, NL-1009 DB Amsterdam, The Netherlands*
- <sup>54</sup>*University of Notre Dame, Notre Dame, Indiana 46556, USA*
- <sup>55</sup>*Ohio State University, Columbus, Ohio 43210, USA*
- <sup>56</sup>*University of Oregon, Eugene, Oregon 97403, USA*
- <sup>57</sup>*Università di Padova, Dipartimento di Fisica and INFN, I-35131 Padova, Italy*
- <sup>58</sup>*Universités Paris VI et VII, Laboratoire de Physique Nucléaire et de Hautes Energies, F-75252 Paris, France*
- <sup>59</sup>*University of Pennsylvania, Philadelphia, Pennsylvania 19104, USA*
- <sup>60</sup>*Università di Perugia, Dipartimento di Fisica and INFN, I-06100 Perugia, Italy*
- <sup>61</sup>*Università di Pisa, Dipartimento di Fisica, Scuola Normale Superiore and INFN, I-56127 Pisa, Italy*
- <sup>62</sup>*Prairie View A&M University, Prairie View, Texas 77446, USA*
- <sup>63</sup>*Princeton University, Princeton, New Jersey 08544, USA*
- <sup>64</sup>*Università di Roma La Sapienza, Dipartimento di Fisica and INFN, I-00185 Roma, Italy*
- <sup>65</sup>*Universität Rostock, D-18051 Rostock, Germany*
- <sup>66</sup>*Rutherford Appleton Laboratory, Chilton, Didcot, Oxon, OX11 0QX, United Kingdom*
- <sup>67</sup>*DSM/Dapnia, CEA/Saclay, F-91191 Gif-sur-Yvette, France*
- <sup>68</sup>*University of South Carolina, Columbia, South Carolina 29208, USA*
- <sup>69</sup>*Stanford Linear Accelerator Center, Stanford, California 94309, USA*
- <sup>70</sup>*Stanford University, Stanford, California 94305-4060, USA*
- <sup>71</sup>*State University of New York, Albany, New York 12222, USA*
- <sup>72</sup>*University of Tennessee, Knoxville, Tennessee 37996, USA*
- <sup>73</sup>*University of Texas at Austin, Austin, Texas 78712, USA*
- <sup>74</sup>*University of Texas at Dallas, Richardson, Texas 75083, USA*
- <sup>75</sup>*Università di Torino, Dipartimento di Fisica Sperimentale and INFN, I-10125 Torino, Italy*
- <sup>76</sup>*Università di Trieste, Dipartimento di Fisica and INFN, I-34127 Trieste, Italy*
- <sup>77</sup>*IFIC, Universitat de Valencia-CSIC, E-46071 Valencia, Spain*
- <sup>78</sup>*University of Victoria, Victoria, British Columbia, Canada V8W 3P6*
- <sup>79</sup>*Department of Physics, University of Warwick, Coventry CV4 7AL, United Kingdom*

\* Also at Laboratoire de Physique Corpusculaire, Clermont-Ferrand, France

† Also with Università di Perugia, Dipartimento di Fisica, Perugia, Italy

‡ Also with Università della Basilicata, Potenza, Italy

<sup>80</sup>*University of Wisconsin, Madison, Wisconsin 53706, USA*<sup>81</sup>*Yale University, New Haven, Connecticut 06511, USA*

(Received 7 April 2006; published 9 June 2006)

A search for the decay of the  $\tau$  lepton to five charged and two neutral pions is performed using data collected by the *BABAR* detector at the PEP-II asymmetric-energy  $e^+e^-$  collider. The analysis uses  $232 \text{ fb}^{-1}$  of data at center-of-mass energies on or near the  $Y(4S)$  resonance. We observe 10 events with an expected background of  $6.5_{-1.4}^{+2.0}$  events. In the absence of a signal, we set the limit on the branching ratio  $\mathcal{B}(\tau^- \rightarrow 3\pi^- 2\pi^+ 2\pi^0 \nu_\tau) < 3.4 \times 10^{-6}$  at the 90% confidence level. This is a significant improvement over the previously established limit. In addition, we search for the decay mode  $\tau^- \rightarrow 2\omega\pi^- \nu_\tau$ . We observe 1 event with an expected background of  $0.4_{-0.4}^{+1.0}$  events and calculate the upper limit  $\mathcal{B}(\tau^- \rightarrow 2\omega\pi^- \nu_\tau) < 5.4 \times 10^{-7}$  at the 90% confidence level. This is the first upper limit for this mode.

DOI: [10.1103/PhysRevD.73.112003](https://doi.org/10.1103/PhysRevD.73.112003)

PACS numbers: 13.35.Dx, 13.66.De, 13.85.Rm

Hadronic decays of  $\tau$  leptons provide an excellent laboratory for the study of the strong interaction. Decays of the  $\tau$  with one or three charged particles in the final state have been well studied in the past [1]. Higher multiplicity decays, however, have considerably lower branching ratios [1], and high luminosity experiments are needed to study their dynamics and search for new modes. The *BABAR* experiment has recorded a large sample of  $e^+e^- \rightarrow \tau^+\tau^-$  events suitable for detailed searches for high multiplicity  $\tau$  decays.

The  $\tau^- \rightarrow 3\pi^- 2\pi^+ 2\pi^0 \nu_\tau$  mode [2] is of particular interest, as it may provide significant insight into multipion decay dynamics and lead to a more stringent limit on the  $\tau$  neutrino mass, if observed with sufficient statistics. This decay is allowed but suppressed due to the limited phase space of the seven-pion  $\tau$  decays [3,4]. An upper limit  $\mathcal{B}(\tau^- \rightarrow 3\pi^- 2\pi^+ 2\pi^0 \nu_\tau) < 1.1 \times 10^{-4}$  at the 90% confidence level (CL) has been set by the CLEO collaboration [5].

Since  $\tau$  decays to five charged pions and a  $\pi^0$  meson involve resonances (e.g.,  $\omega$  or  $\eta$ ) [6], it is expected that the  $\tau^- \rightarrow 3\pi^- 2\pi^+ 2\pi^0 \nu_\tau$  decay may also proceed through resonant subchannels. According to calculations based on isospin symmetry [7], the decay  $\tau^- \rightarrow 2\omega\pi^- \nu_\tau$  is expected to be the dominant mode.

This analysis is based on data recorded with the *BABAR* detector at the PEP-II asymmetric-energy  $e^+e^-$  storage ring operated at the Stanford Linear Accelerator Center. The data sample consists of  $232 \text{ fb}^{-1}$  recorded at center-of-mass (CM) energies of 10.58 GeV and 10.54 GeV. With an expected cross section for  $\tau$  pairs of  $\sigma_{\tau\tau} = (0.89 \pm 0.02) \text{ nb}$  [8], the number of produced  $\tau$ -pair events is  $N_{\tau\tau} = (206.5 \pm 4.7) \times 10^6$ .

The *BABAR* detector is described in detail in Ref. [9], and only a brief description is given here. Charged-particle momenta are measured with a 5-layer double-sided silicon vertex tracker (SVT) and a 40-layer drift chamber (DCH) inside a solenoidal magnet with a 1.5 T magnetic field. A calorimeter (EMC) consisting of 6580 CsI(Tl) crystals is used to measure the energy of electrons, positrons, and photons. A ring-imaging Cherenkov detector is used to identify charged hadrons, in combination with ionization

energy loss measurements in the SVT and the DCH. Muons are identified by an instrumented magnetic-flux return (IFR).

Monte Carlo (MC) simulations are used to estimate the  $\tau^- \rightarrow 3\pi^- 2\pi^+ 2\pi^0 \nu_\tau$  signal efficiency and background contamination from other  $\tau$  decay modes. The production of  $\tau$  pairs is simulated with the KK generator [10], and nonsignal  $\tau$  lepton decays are modeled with TAUOLA [11] according to measured rates [1]. The background processes  $e^+e^- \rightarrow q\bar{q}$  ( $q = u, d, s, c, b$ ) are simulated using the JETSET package [12]. Signal events are generated using phase space with a  $V - A$  interaction. We find no significant variation in efficiency within the phase space. The simulation of the *BABAR* detector is based on GEANT 4 [13].

The principal backgrounds to our signal come from  $e^+e^- \rightarrow q\bar{q}$  processes and multipion  $\tau$  decay modes involving at least one  $\pi^0$ , namely  $\tau^- \rightarrow 3\pi^- 2\pi^+ \pi^0 \nu_\tau$ ,  $\tau^- \rightarrow 2\pi^- \pi^+ 2\pi^0 \nu_\tau$  and  $\tau^- \rightarrow 2\pi^- \pi^+ 3\pi^0 \nu_\tau$  modes. The  $\tau^- \rightarrow 3\pi^- 2\pi^+ \pi^0 \nu_\tau$  contribution comes from reconstructing an additional (fake)  $\pi^0$ , while the three-prong modes contribute through the  $\pi^0$  decay to a photon pair and subsequent photon conversions in detector material.

The event selection criteria were developed to suppress the background while maintaining high signal efficiency. Events with six charged-particle tracks and a net charge of zero are first selected. To ensure well-reconstructed tracks, each track is required to have a minimum transverse momentum of  $100 \text{ MeV}/c$ , a distance of closest approach to the interaction point in the plane transverse to the beam axis ( $\text{DOCA}_{XY}$ ) less than 1.5 cm, and a distance of closest approach along the beam direction less than 10 cm. Four or more tracks are required to have hits in at least 12 DCH layers. Photons are reconstructed from clusters in the EMC and are required to have a minimum energy of 50 MeV, energy deposited in at least three crystals, and a lateral energy profile consistent with that of a photon. In addition, to suppress background from backscattering in the EMC, the angle between the position of a cluster and the impact point of the nearest charged track at the EMC surface, as seen from the interaction point, is required to be more than 0.08 radians.

The  $\pi^0$  mesons are reconstructed from two photon candidates passing the photon selection criteria described above. We first search for  $\pi^0$  candidates with energy  $E_{\pi^0} > 450$  MeV and mass  $113 < M_{\gamma\gamma} < 155$  MeV/ $c^2$ . If two or more  $\pi^0$  candidates share a photon, only the one with the smallest  $|M_{\gamma\gamma} - M_{\pi^0}^{\text{PDG}}|$ , where  $M_{\pi^0}^{\text{PDG}}$  value is taken from [1], is retained. Next, we repeat the procedure for  $\pi^0$  candidates with energy  $300 < E_{\pi^0} < 450$  MeV and mass  $120 < M_{\gamma\gamma} < 148$  MeV/ $c^2$ .

The  $\tau$  pair is produced approximately back-to-back in the  $e^+e^-$  CM frame. This allows the event to be divided into two hemispheres by a plane perpendicular to the thrust axis, where the thrust is calculated from all charged particles and photons in the event [12]. The event thrust magnitude is required to be larger than 0.9. This requirement rejects more than 90% of the  $q\bar{q}$  background and the  $e^+e^- \rightarrow B\bar{B}$  background is suppressed to a negligible level. Events are required to have one track in one hemisphere (the tag side) and five tracks in the other hemisphere (the signal side). To further suppress the background from  $e^+e^- \rightarrow q\bar{q}$  events, we demand a well-identified electron or muon on the tag side with at most one additional photon with energy  $E_\gamma < 500$  MeV. The combined mass of all charged particles and photons in each hemisphere is required to be less than 3 GeV/ $c^2$ . Finally, only events with exactly two  $\pi^0$  candidates on the signal side are kept for further study. The efficiency of the two  $\pi^0$  selection in the signal MC is 13.0%.

The visible energy, defined as the sum of the CM energy of the charged tracks and the reconstructed  $\pi^0$  mesons, is required to be less than the CM beam energy  $E_{\text{beam}} = 5.29$  GeV in each hemisphere of the event. The residual energy  $E_{\text{res}}$ , defined as the neutral energy on the signal side not associated with the reconstructed  $\tau$  decay products, is required to be less than 300 MeV, reducing the background from  $e^+e^- \rightarrow q\bar{q}$  and  $\tau^- \rightarrow 2\pi^- \pi^+ 3\pi^0 \nu_\tau$  events.

To reconstruct the signal event, an approximation of the  $\tau$  invariant mass is used:

$$M^{*2} = 2(E_{\text{beam}} - E_{7h})(E_{7h} - P_{7h}) + M_{7h}^2, \quad (1)$$

where the  $\tau$  neutrino is assumed to be massless and travel along the direction of the combined momentum vector  $P_{7h}$  of the seven hadrons and its energy is taken to be the difference between  $E_{\text{beam}}$  and the combined energy  $E_{7h}$  of the hadrons in the CM system. The variable  $M^*$  is called the  $\tau$  pseudomass [14], and its distributions for signal and background MC events are shown in Fig. 1. The advantage of  $M^*$  over the invariant mass  $M_{7h}$  is a considerably better separation of the signal from the hadronic  $q\bar{q}$  background.

We apply particle identification on the signal side, demanding four out of five tracks to be identified as pions with high probability, and apply looser identification criteria to the fifth track. This requirement significantly reduces the background from  $\tau$  events with photon conversions and  $e^+e^- \rightarrow q\bar{q}$  events containing kaons.

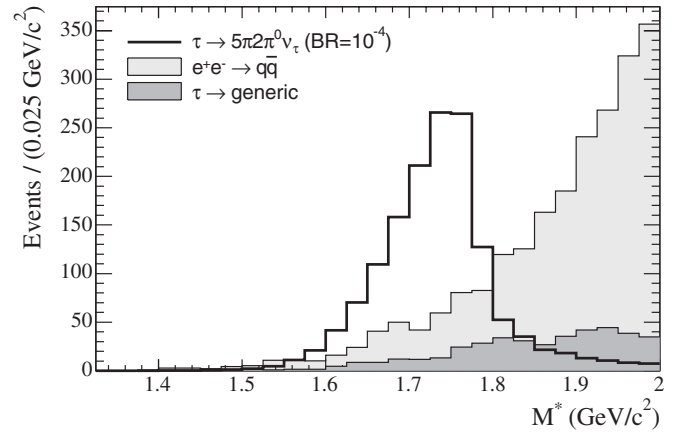


FIG. 1. Pseudomass distribution below 2 GeV/ $c^2$  for signal and background MC samples. Signal is plotted assuming  $\mathcal{B}(\tau^- \rightarrow 3\pi^- 2\pi^+ 2\pi^0 \nu_\tau) = 10^{-4}$ . For illustrative purposes the 1-prong tagging requirements are not imposed here.

We further suppress photon conversions by requiring the invariant mass of each pair of oppositely charged tracks to be larger than 5 MeV/ $c^2$ . In addition, we apply cuts on the sums of the two lowest transverse momenta and two largest DOCA<sub>XY</sub> of the tracks on the signal side:  $p_t^{\text{lowest1}} + p_t^{\text{lowest2}} > 0.4$  GeV/ $c$  and  $\text{DOCA}_{XY}^{\text{largest1}} + \text{DOCA}_{XY}^{\text{largest2}} < 0.4$  cm.

The final event count is performed in the signal region  $1.3 < M^* < 1.8$  GeV/ $c^2$ . According to MC studies, the signal efficiency after all cuts is  $(0.66 \pm 0.05)\%$ . The error is a combination of systematic and statistical uncertainties. The systematic uncertainty on the signal efficiency includes contributions from the reconstruction of charged tracks and photons (4.3%), the reconstruction of two  $\pi^0$  mesons (6.6%), and the uncertainty associated with the particle identification on the signal and tag sides (1.7%). A statistical uncertainty (1.8%) due to limited MC samples is added in quadrature to the systematic uncertainty.

The simulation of  $\tau$ -pair events yields a reliable estimate of their expected background contribution, verified by modifying the event selection criteria to suppress the  $q\bar{q}$  background and allow for more  $\tau$  events. The largest background is predicted to come from  $\tau^- \rightarrow 3\pi^- 2\pi^+ \pi^0 \nu_\tau$  decays. For a detailed study, we use an MC sample of  $\tau^- \rightarrow 3\pi^- 2\pi^+ \pi^0 \nu_\tau$  events corresponding to 1900 fb $^{-1}$  of data. The pseudomass spectrum of the events passing the selection criteria is fitted with a ‘‘Crystal Ball’’ probability density function (PDF) [15]. In order to determine the shape parameters of this PDF, we first fit a larger sample selected without tagging of the one-prong side. Using this fixed shape, we then estimate the number of  $\tau^- \rightarrow 3\pi^- 2\pi^+ \pi^0 \nu_\tau$  events within our signal region ( $1.3 < M^* < 1.8$  GeV/ $c^2$ ) from the MC sample with the one-prong tag applied. We obtain  $3.6 \pm 0.6$  events, scaled to the luminosity of 232 fb $^{-1}$ , where the uncertainty is statistical only (see Fig. 2, left). Simply



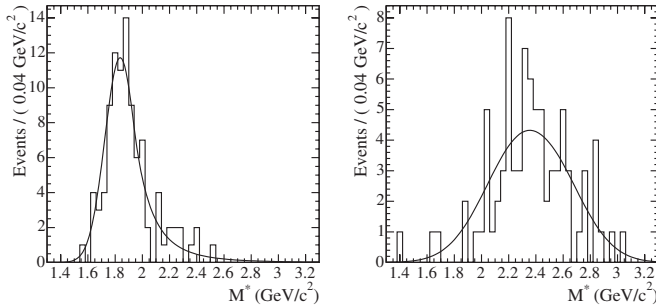


FIG. 2. Monte Carlo simulated pseudomass distributions of the  $\tau^- \rightarrow 3\pi^- 2\pi^+ \pi^0 \nu_\tau$  background with a “Crystal Ball” shape PDF superimposed (left) and  $e^+e^- \rightarrow q\bar{q}$  background fitted with the sum of two Gaussians (right). The distributions are not normalized to the data luminosity.

counting the number of events in the signal region yields 3.2 (scaled) MC events.

The uncertainty of the  $\tau^- \rightarrow 3\pi^- 2\pi^+ \pi^0 \nu_\tau$  background estimate is based on the uncertainties of the fitted PDF shape parameters, namely, the central value and the width, and the correlation between them. The values of the PDF shape parameters are randomly generated according to their uncertainties expressed in the covariance matrix, and the resulting PDF is then used to estimate the number of background events in the signal region. The total uncertainty from the fitting (0.6 events, 16.7%) is added in quadrature with systematic uncertainties in the reconstruction of the tracks and neutrals, particle identification, luminosity and  $\tau$ -pair cross section (8.4%) and the uncertainty in the branching ratio of the  $\tau^- \rightarrow 3\pi^- 2\pi^+ \pi^0 \nu_\tau$  decay mode (14.9%).

An additional background contribution is expected from the  $\tau^- \rightarrow 2\pi^- \pi^+ 2\pi^0 \nu_\tau$  mode. Using an MC sample corresponding to  $675 \text{ fb}^{-1}$  of data we estimate  $0.7 \pm 0.5$  background events in the signal region from this source. The uncertainty is dominated by the MC statistics. Contributions from other generic  $\tau$  decays are negligible. Combining both sources of the  $\tau$  background, we expect a total of  $4.3 \pm 1.0$  background events in the data.

For this analysis, a comparison of MC simulation and data has shown that the  $e^+e^- \rightarrow q\bar{q}$  background contributions cannot reliably be extracted from simulation due to difficulties in modeling the fragmentation processes. The shape of the simulated pseudomass distribution appears to agree with the shape in the data, but the overall normalization does not. Therefore, the  $q\bar{q}$  background is estimated directly from the data, by fitting the data pseudomass spectrum with the sum of two Gaussians. This PDF is motivated by MC studies, which show that the  $e^+e^- \rightarrow (u\bar{u}, d\bar{d}, s\bar{s})$  and  $e^+e^- \rightarrow c\bar{c}$  backgrounds have Gaussian pseudomass shapes with different parameters. The double-Gaussian fit to the MC pseudomass distribution of  $q\bar{q}$  background is shown in Fig. 2 (right).

To extract the  $q\bar{q}$  background in the signal region, we subtract the expected  $\tau$  background contribution from the

data pseudomass distribution, and fit the resulting histogram in the range  $1.8 < M^* < 3.3 \text{ GeV}/c^2$  with a double-Gaussian PDF whose means and sigmas are allowed to float. To avoid experimenter bias, this fit is performed “blind”, with the data in the signal region hidden. The fit function is then extrapolated below  $1.8 \text{ GeV}/c^2$  and its integral between 1.3 and  $1.8 \text{ GeV}/c^2$  yields the  $q\bar{q}$  background estimate in the data, 2.2 events.

To calculate the statistical uncertainty of the  $q\bar{q}$  background estimate we vary the number of events in each bin of the data  $q\bar{q}$  pseudomass spectrum above  $1.8 \text{ GeV}/c^2$  according to its Poisson error and refit the resulting histogram for a new estimate. The statistical uncertainty of  ${}^{+1.6}_{-1.0}$  events is extracted from the variance of the distribution of the generated  $q\bar{q}$  background estimates. Variations in the functional form of the fit PDF are taken into account as a systematic uncertainty of  ${}^{+0.7}_{-0.0}$  events. The total uncertainty is calculated by adding the statistical and systematic uncertainties in quadrature. Thus, the  $q\bar{q}$  background estimate is  $2.2^{+1.7}_{-1.0}$  events.

To validate the  $e^+e^- \rightarrow q\bar{q}$  background estimate method, we apply it to a  $\tau$ -event-free data sample, obtained by requiring at least 3 photons with energies greater than 300 MeV on the tag side not associated with a  $\pi^0$ . This requirement effectively suppresses  $\tau$  events to a negligible level and provides a clean  $q\bar{q}$  sample in the data. Comparison between the expected and observed  $q\bar{q}$  background levels for this sample shows good agreement, 11.8 predicted background events vs 12 observed.

Another cross-check we perform is the branching ratio measurement of the  $\tau^- \rightarrow 3\pi^- 2\pi^+ \pi^0 \nu_\tau$  decay mode using the same selection criteria (except for demanding only one  $\pi^0$  on the signal side instead of two) as described above. The measured branching ratio is consistent with the Particle Data Group’s value [1].

Combining the background estimates from  $\tau$  and  $q\bar{q}$  events, we calculate a total of  $6.5^{+2.0}_{-1.4}$  background events.

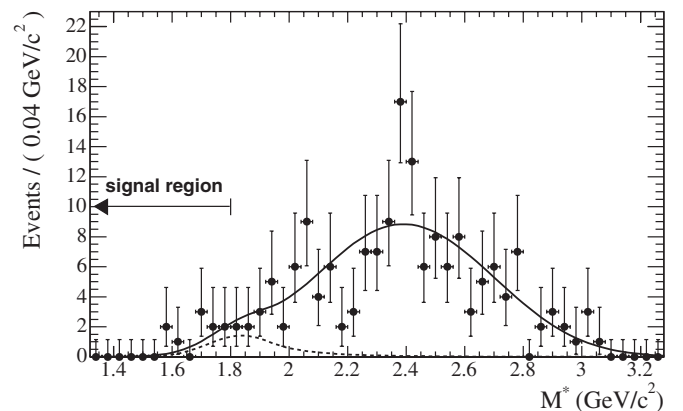


FIG. 3. Pseudomass distribution of the data events passing the  $\tau^- \rightarrow 3\pi^- 2\pi^+ \pi^0 \nu_\tau$  selection criteria. The solid curve represents the total expected background PDF. The dashed curve illustrates the  $\tau$  background contribution.

Figure 3 illustrates the final pseudomass spectrum of the data, along with the expected background PDF. We observe 10 events in the signal region and conclude that there is no evidence for the  $\tau^- \rightarrow 3\pi^- 2\pi^+ 2\pi^0 \nu_\tau$  decay.

The upper limit for the  $\tau^- \rightarrow 3\pi^- 2\pi^+ 2\pi^0 \nu_\tau$  decay branching ratio is calculated from

$$\mathcal{B}(\tau^- \rightarrow 3\pi^- 2\pi^+ 2\pi^0 \nu_\tau) < \frac{\lambda_{N_{\text{signal}}}}{2 \times N_{\tau\tau} \times \epsilon}, \quad (2)$$

where  $\lambda_{N_{\text{signal}}}$  is the upper limit on the number of signal events at the 90% CL. This number is obtained using a limit calculator program [16] that follows the Cousins and Highland approach [17] of incorporating systematic uncertainties into the upper limit, using the numbers of expected background and observed events, as well as the uncertainties on the background, signal efficiency and the number of  $\tau$  pairs. We find  $\lambda_{N_{\text{signal}}} = 9.2$  events and  $\mathcal{B}(\tau^- \rightarrow 3\pi^- 2\pi^+ 2\pi^0 \nu_\tau) < 3.4 \times 10^{-6}$  at the 90% CL. Table I summarizes the results of this analysis.

In addition to this inclusive result, we also search for the resonant decay mode  $\tau^- \rightarrow 2\omega\pi^- \nu_\tau$  with the subsequent decay  $\omega \rightarrow \pi^- \pi^+ \pi^0$ , which is predicted to be the main channel for the  $\tau^- \rightarrow 3\pi^- 2\pi^+ 2\pi^0 \nu_\tau$  decay [7]. The  $\tau^- \rightarrow 2\omega\pi^- \nu_\tau$  mode has a much narrower allowed pseudomass range ( $1.7 < M^* < 1.8 \text{ GeV}/c^2$ ) due to its kinematics. For the same reason, the background level is expected to be much smaller. The event selection is reoptimized for this analysis. Photons are required to have a minimum energy of 50 MeV, energy deposited in at least two crystals and a lateral energy profile consistent with that of a photon. Reconstructed  $\pi^0$  candidates must have energies above 200 MeV. The  $\omega$  resonance is reconstructed as a  $\pi^+ \pi^- \pi^0$  combination with an invariant mass of  $0.76 < M_{\pi^+ \pi^- \pi^0} < 0.80 \text{ GeV}/c^2$ .

Reconstruction of both  $\omega$  mesons suppresses the background and therefore further selection cuts can be substantially loosened to increase the signal efficiency. The conversion veto and the  $E_{\text{res}}$  cuts are not used. In addition, we allow one charged particle of any type on the tag side, and only loose pion identification is required on the signal side. As a result, the  $\tau^- \rightarrow 2\omega\pi^- \nu_\tau$  efficiency for this selection is  $(1.53 \pm 0.13)\%$ . The uncertainty is a combi-

TABLE I. Signal efficiency, expected background, observed data events, and the upper limit of the  $\tau^- \rightarrow 3\pi^- 2\pi^+ 2\pi^0 \nu_\tau$  decay at the 90% CL.

$N_{\tau\tau}$	$(206.5 \pm 4.7) \times 10^6$
$\tau^- \rightarrow 3\pi^- 2\pi^+ 2\pi^0 \nu_\tau$ efficiency	$(0.66 \pm 0.05)\%$
Expected $\tau^+ \tau^-$ background	$4.3 \pm 1.0$ events
Expected $q\bar{q}$ background	$2.2^{+1.7}_{-1.0}$ events
Expected total background	$6.5^{+2.0}_{-1.4}$ events
Observed events	10
$\mathcal{B}(\tau^- \rightarrow 3\pi^- 2\pi^+ 2\pi^0 \nu_\tau)$	$< 3.4 \times 10^{-6}$

nation of systematic and statistical uncertainties, as described above for the inclusive  $\tau^- \rightarrow 3\pi^- 2\pi^+ 2\pi^0 \nu_\tau$  analysis.

The background is estimated from MC simulation (see Fig. 4). As in the inclusive analysis, while there is a discrepancy between the data and MC  $q\bar{q}$  yields, the shape of the MC  $q\bar{q}$  pseudomass spectrum agrees with the data. As a result of the study we expect negligible  $q\bar{q}$  contribution in the signal region. The uncertainty on the  $q\bar{q}$  background estimate is calculated using the same technique described for the inclusive  $\tau^- \rightarrow 3\pi^- 2\pi^+ 2\pi^0 \nu_\tau$  analysis. The total expected  $q\bar{q}$  background is  $0.0^{+0.1}_{-0.0}$  events. An additional contribution comes from the  $\tau^- \rightarrow \omega 2\pi^- \pi^+ \nu_\tau$  mode. Out of  $530 \text{ fb}^{-1}$  of MC simulated  $\tau^- \rightarrow \omega 2\pi^- \pi^+ \nu_\tau$  events, only 1 event is found in the signal region. Thus, we expect  $0.4^{+1.0}_{-0.4}$  events in  $232 \text{ fb}^{-1}$  of data. The uncertainty in the  $\tau$  background estimate is calculated as a Poisson error of 1 event at 68% CL.

We find 1 event passing the selection criteria in  $232 \text{ fb}^{-1}$  of data, which is consistent with the expected background. We calculate the upper limit of the  $\tau^- \rightarrow 2\omega\pi^- \nu_\tau$  decay branching ratio using the limit calculator [16], which yields  $\lambda_{N_{\text{signal}}} = 3.4$  events at the 90% CL. The upper limit for the decay,  $\mathcal{B}(\tau^- \rightarrow 3\pi^- 2\pi^+ 2\pi^0 \nu_\tau) < 5.4 \times 10^{-7}$ , is significantly lower than for the inclusive decay  $\tau^- \rightarrow 3\pi^- 2\pi^+ 2\pi^0 \nu_\tau$ . Table II summarizes the results of the  $\tau^- \rightarrow 2\omega\pi^- \nu_\tau$  search.

In conclusion, we present results of a search for the  $\tau^- \rightarrow 3\pi^- 2\pi^+ 2\pi^0 \nu_\tau$  and  $\tau^- \rightarrow 2\omega\pi^- \nu_\tau$  decay modes using  $232 \text{ fb}^{-1}$  of data collected by the BABAR detector. No evidence for these decays is found. We calculate  $\mathcal{B}(\tau^- \rightarrow 3\pi^- 2\pi^+ 2\pi^0 \nu_\tau) < 3.4 \times 10^{-6}$  at the 90% CL, improving the existing experimental limit for this mode

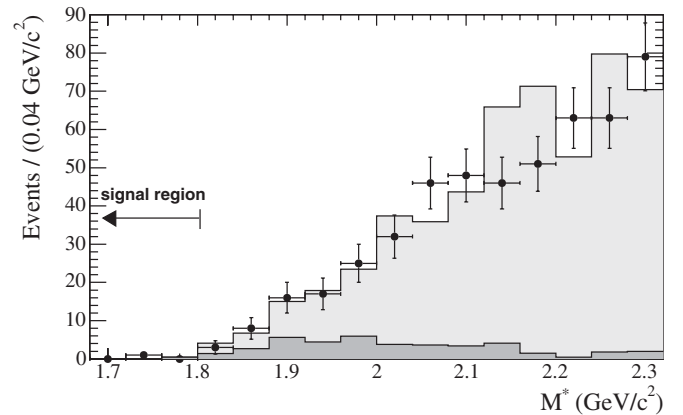


FIG. 4. Pseudomass distributions of the data (points) and MC (shaded histograms) events passing the  $\tau^- \rightarrow 2\omega\pi^- \nu_\tau$  selection criteria. The dark shaded histogram corresponds to the  $\tau$  background, whose level is determined from the simulation. The light histogram shows the total background, with the level of the  $q\bar{q}$  contribution scaled to agree with the data. The data signal region below  $1.8 \text{ GeV}/c^2$  was blinded during the background estimation.

TABLE II. Signal efficiency, expected background, observed data events, and the upper limit of the  $\tau^- \rightarrow 2\omega\pi^- \nu_\tau$  decay at the 90% CL.

$N_{\tau\tau}$	$(206.5 \pm 4.7) \times 10^6$
$\tau^- \rightarrow 2\omega\pi^- \nu_\tau$ efficiency	$(1.53 \pm 0.13)\%$
Expected $\tau^+\tau^-$ background	$0.4^{+1.0}_{-0.4}$ events
Expected $q\bar{q}$ background	$0.0^{+0.1}_{-0.0}$ events
Expected total background	$0.4^{+1.0}_{-0.4}$ events
Observed events	1
$\mathcal{B}(\tau^- \rightarrow 2\omega\pi^- \nu_\tau)$	$<5.4 \times 10^{-7}$

by more than a factor of 30. The upper limit for the decay,  $\mathcal{B}(\tau^- \rightarrow 2\omega\pi^- \nu_\tau) < 5.4 \times 10^{-7}$ , is reported here for the first time.

We are grateful for the extraordinary contributions of our PEP-II colleagues in achieving the excellent luminosity and machine conditions that have made this work possible. The success of this project also relies critically on the expertise and dedication of the computing organ-

izations that support *BABAR*. The collaborating institutions wish to thank SLAC for its support and the kind hospitality extended to them. This work is supported by the US Department of Energy and National Science Foundation, the Natural Sciences and Engineering Research Council (Canada), Institute of High Energy Physics (China), the Commissariat à l'Énergie Atomique and Institut National de Physique Nucléaire et de Physique des Particules (France), the Bundesministerium für Bildung und Forschung and Deutsche Forschungsgemeinschaft (Germany), the Istituto Nazionale di Fisica Nucleare (Italy), the Foundation for Fundamental Research on Matter (The Netherlands), the Research Council of Norway, the Ministry of Science and Technology of the Russian Federation, and the Particle Physics and Astronomy Research Council (United Kingdom). Individuals have received support from CONACyT (Mexico), the Marie-Curie IEF (European Union), the A.P. Sloan Foundation, the Research Corporation, and the Alexander von Humboldt Foundation.

- 
- [1] S. Eidelman *et al.* (Particle Data Group), Phys. Lett. B **592**, 1 (2004).
- [2] Throughout this paper, whenever a mode is given its charge conjugate is also implied.
- [3] S. Nussinov and M. V. Purohit, Phys. Rev. D **65**, 034018 (2002).
- [4] B. Aubert *et al.* (*BABAR* Collaboration), Phys. Rev. D **72**, 012003 (2005).
- [5] D. Gibaut *et al.* (CLEO Collaboration), Phys. Rev. Lett. **73**, 934 (1994).
- [6] A. Anastassov *et al.* (CLEO Collaboration), Phys. Rev. Lett. **86**, 4467 (2001).
- [7] R. J. Sobie, Phys. Rev. D **60**, 017301 (1999).
- [8] S. Jadach and Z. Was, Comput. Phys. Commun. **85**, 453 (1995).
- [9] B. Aubert *et al.* (*BABAR* Collaboration), Nucl. Instrum. Methods Phys. Res., Sect. A **479**, 1 (2002).
- [10] B. F. Ward, S. Jadach, and Z. Was, Nucl. Phys. B, Proc. Suppl. **116**, 73 (2003).
- [11] S. Jadach, Z. Was, R. Decker, and J. H. Kuhn, Comput. Phys. Commun. **76**, 361 (1993).
- [12] T. Sjostrand *et al.*, hep-ph/0108264.
- [13] S. Agostinelli *et al.* (GEANT4 Collaboration), Nucl. Instrum. Methods Phys. Res., Sect. A **506**, 250 (2003).
- [14] H. Albrecht *et al.* (ARGUS Collaboration), Phys. Lett. B **292**, 221 (1992).
- [15] T. Skwarnicki, DESY internal Report No. DESY-F31-86-02, 1986 (unpublished).
- [16] R. Barlow, Comput. Phys. Commun. **149**, 97 (2002).
- [17] R. D. Cousins and V. L. Highland, Nucl. Instrum. Methods Phys. Res., Sect. A **320**, 331 (1992).