

ORIGINAL RESEARCH

Association Among Polyphenol Intake, Uric Acid, and Hyperuricemia: A Cross-Sectional Analysis in a Population at High Cardiovascular Risk

María Rubín-García , MSc; Facundo Vitelli-Storelli , PhD; Laura Álvarez-Álvarez , MSc; Miguel Ángel Martínez-González , PhD; Jordi Salas-Salvadó , PhD; Dolores Corella , PhD; Álvaro Hernández, PhD; J. Alfredo Martínez, PhD; Ángel M. Alonso-Gómez , PhD; Julia Wärnberg, PhD; Jesús Vioque, PhD; Dora Romaguera, PhD; José López-Miranda, PhD; Ramon Estruch , PhD; Francisco J. Tinahones, PhD; Luís I. Serra-Majem, PhD; Naomi Cano-Ibañez, PhD; Josep A. Tur, PhD; Alba Marcos-Delgado , PhD; Anna Tresserra-Rimbau, PhD; Xavier Pintó , PhD; Miguel Delgado-Rodríguez, PhD; Pilar Matía-Martín, PhD; Josep Vidal, PhD; Clotilde Vázquez, PhD; Lidia Daimiel , PhD; Emili Ros , PhD; Zenaida Vázquez-Ruiz , MSc; Nancy Babio, PhD; Rocío Barragán, PhD; Olga Castañer-Niño , PhD; Cristina Razquin, PhD; Lucas Tojal-Sierra, PhD; Enrique Gómez-Gracia, PhD; Sandra González-Palacios, PhD; Marga Morey, PhD; Antonio García-Ríos, PhD; Sara Castro-Barquero , PhD; María Rosa Bernal-López , PhD; José Manuel Santos-Lozano , PhD; Miguel Ruiz-Canela , PhD; Antoni Castro-Salomó, PhD; Eva Cristina Pascual-Castelló, PhD; Verónica Moldon, PhD; Vanessa Bullón-Vela , PhD; Carolina Sorto-Sanchez , PhD; Juan Carlos Cenoz-Osinaga, PhD; Liliana Gutiérrez , PhD; Maira Mengual , PhD; Rosa María Lamuela-Raventós, PhD; Vicente Martín-Sánchez , PhD; on behalf of the PREDIMED-Plus Trial Investigators*

BACKGROUND: Dietary polyphenol intake has been associated with a decreased risk of hyperuricemia, but most of this knowledge comes from preclinical studies. The aim of the present study was to assess the association of the intake of different classes of polyphenols with serum uric acid and hyperuricemia.

METHODS AND RESULTS: This cross-sectional analysis involved baseline data of 6332 participants. Food polyphenol content was estimated by a validated semiquantitative food frequency questionnaire and from the Phenol-Explorer database. Multivariable-adjusted linear regression models with serum uric acid (milligrams per deciliter) as the outcome and polyphenol intake (quintiles) as the main independent variable were fitted. Cox regression models with constant follow-up time ($t=1$) were performed to estimate the prevalence ratios (PRs) of hyperuricemia (≥ 7 mg/dL in men and ≥ 6 mg/dL in women). An inverse association between the intake of the phenolic acid class (β coefficient, -0.17 mg/dL for quintile 5 versus quintile 1 [95% CI, -0.27 to -0.06]) and hydroxycinnamic acids (β coefficient, -0.19 [95% CI, -0.3 to -0.09]), alkylmethoxyphenols (β coefficient, -0.2 [95% CI, -0.31 to -0.1]), and methoxyphenols (β coefficient, -0.24 [95% CI, -0.34 to -0.13]) subclasses with serum uric acid levels and hyperuricemia (PR, 0.82 [95% CI, 0.71–0.95]; PR, 0.82 [95% CI, 0.71–0.95]; PR, 0.80 [95% CI, 0.70–0.92]; and PR, 0.79 [95% CI, 0.69–0.91]; respectively) was found. The intake of hydroxybenzoic acids was directly and significantly associated with mean serum uric acid levels (β coefficient, 0.14 for quintile 5 versus quintile 1 [95% CI, 0.02–0.26]) but not with hyperuricemia.

Correspondence to: Laura Álvarez-Álvarez, MSc, University of León, Campus Vegazana, León, N/A 24071 Spain. Email: lalva@unileon.es

Supplemental Material is available at <https://www.ahajournals.org/doi/suppl/10.1161/JAHA.122.026053>

For Sources of Funding and Disclosures, see page 10.

*A complete list of the PREDIMED-Plus Trial Investigators can be found in the Supplemental Material.

© 2022 The Authors. Published on behalf of the American Heart Association, Inc., by Wiley. This is an open access article under the terms of the [Creative Commons Attribution-NonCommercial](https://creativecommons.org/licenses/by-nc/4.0/) License, which permits use, distribution and reproduction in any medium, provided the original work is properly cited and is not used for commercial purposes.

JAHA is available at: www.ahajournals.org/journal/jaha

CONCLUSIONS: In individuals with metabolic syndrome, a higher intake of some polyphenol subclasses (hydroxycinnamic acids, alkylmethoxyphenol, and methoxyphenol) was inversely associated with serum uric acid levels and hyperuricemia. Nevertheless, our findings warrant further research.

Key Words: hyperuricemia ■ polyphenols ■ uric acid

CLINICAL PERSPECTIVE

What Is New?

- The influence of the consumption of different subclasses of polyphenols on both serum uric acid and hyperuricemia in a large sample with metabolic syndrome is evaluated.
- Within a large cohort of older individuals with metabolic syndrome, a higher intake of some polyphenol subclasses (hydroxycinnamic acids, alkylmethoxyphenol, and methoxyphenol) was inversely associated with serum uric acid levels and hyperuricemia.

What Are the Clinical Implications?

- Our findings add new insights into the potential beneficial role of phenolic compounds in serum uric acid levels and the risk of hyperuricemia.
- Our findings could lead to further epidemiological studies in the field of prevention of hyperuricemia and cardiovascular disease.

Nonstandard Abbreviations and Acronyms

FFQ	Food Frequency Questionnaire
PR	prevalence ratio
PREDIMED-Plus	Prevención con Dieta Mediterránea-Plus

Uric acid is the end product of both exogenous dietary purines and their endogenous metabolism.¹ Hyperuricemia is the condition of uric acid in the blood exceeding the normal range and is recognized as a risk factor for various diseases such as gout, urolithiasis, type 2 diabetes, arterial hypertension, metabolic syndrome, as well as cardiovascular disease.²⁻⁷

A diet rich in plant-based foods, mainly vegetables and fruits, is directly linked to a lower incidence of various health disorders, including hyperuricemia.^{8,9} The beneficial effect of this diet is attributable to its richness in antioxidant and anti-inflammatory substances, as well as polyphenols.

Polyphenols are secondary metabolites of plants largely found in foods, including fruits, cereals, vegetables, legumes, cocoa, coffee, tea, and wine.¹⁰ These compounds have been inversely associated with all-cause mortality and the incidence of a wide variety of chronic diseases, including cancer, diabetes, neurodegenerative disease, and cardiovascular disease.¹¹⁻¹⁹ Many studies have shown that polyphenols may prevent hyperuricemia by inhibiting the enzyme responsible for uric acid production, increasing uric acid excretion and preventing its reabsorption in the kidney, and modulating the gut microbiota composition and improving uric acid excretion through the intestine.^{20,21} Most of this knowledge has been obtained from in vitro and in vivo studies or epidemiological studies focused on foods rich in polyphenols.^{20,22}

Given their properties, it is expected that a high intake of polyphenols is associated with a lower level of serum uric acid and a lower risk of hyperuricemia and that this relationship differs depending on the classes of polyphenols. In this context, the objective of this study was to assess the association of the intake of the different classes of polyphenols with serum uric acid and hyperuricemia in participants in a large primary cardiovascular prevention trial.

METHODS

Study Population

This study was based on the cross-sectional analysis of baseline data of participants included in the PREDIMED-Plus (Prevención con Dieta Mediterránea-Plus). This is an ongoing 6-year multicenter, parallel-group, primary cardiovascular prevention randomized trial, which is currently being conducted in 23 Spanish recruiting centers (universities, hospitals, and research institutes). The trial was registered at the International Standard Randomized Controlled Trial Number registry (ISRCTN89898870). The study protocol includes more detailed information and is available in previous publications²³⁻²⁵ and at the website.²⁶ Because of the confidential nature of the data collected for this study, requests to access the data set from qualified investigators trained in human subject confidentiality protocols should be made to the PREDIMED-Plus trial steering committee.

Participants included women aged 60 to 75 years and men aged 55 to 75 years; with a body mass index between

27.0 and 40.0 kg/m²; and meeting at least 3 criteria for metabolic syndrome according to the updated harmonized definition of the International Diabetes Federation, the American Heart Association, and the National Heart, Lung, and Blood Institute²⁷; and not suffering from cardiovascular disease at the time of enrollment.

All participants provided written informed consent, and the study protocol and procedures were approved according to the ethical standards of the Declaration of Helsinki by all of the research ethics committees from the participating institutions.

A total of 9677 people were included in a run-in period to identify and select participants with greater probability of complying with the study protocol, of whom 6874 participants were eligible for the study and were included in the trial. After excluding participants with missing data for the main variables, such as serum uric acid, and with data of daily energy intake beyond predefined limits (<500 and >3500 kcal/d for women and <800 and >4000 kcal/d for men),²⁸ 6332 participants were included in the present analysis (Figure 1). The data were analyzed using the available PREDIMED-Plus database, dated March 12, 2019.

Variables and Data Collection

Data on age, sex, educational levels, anthropometric measurements, dietary habits, and lifestyle, as well as blood samples for biochemical analyses, were collected at the baseline visit. Anthropometric evaluations were measured according to the PREDIMED-Plus protocol. Body mass index was calculated as weight (kilograms) divided by the square of height (square meters).

Self-reported information about sociodemographic and lifestyle habits, individual and family medical history, smoking status, medical conditions, and medication use was collected. Biochemical analyses were performed using overnight fasting blood samples by standard enzymatic methods to determine parameters such as fasting plasma glucose, triglycerides, cholesterol, creatinine, or serum uric acid. Blood pressure was measured in triplicate with a validated semiautomatic oscillometer in a seated position. Hyperuricemia was defined as serum uric acid levels ≥ 7 mg/dL in men and ≥ 6 mg/dL in women.²⁹

Physical activity was evaluated using the validated Regicor Short Physical Activity Questionnaire,³⁰ and the validated Spanish version of the Nurses' Health Study questionnaire was used to assess sedentary behavior.³¹

Estimation of Dietary Polyphenol Intake

Trained registered dietitians assessed baseline dietary intake with a semiquantitative 143-item Food Frequency Questionnaire,³² which was previously validated in the Spanish population.^{33,34}

Dietary intake of the aglycone forms of polyphenols was estimated from the European Phenol Explorer database.³⁵ We have used aglycone equivalents for polyphenol intake estimation, instead of considering the total amount of individual chemical polyphenol species (glucosides, glucuronides) reported for each food. This procedure standardizes the data of the results of different analytical methods and facilitates cross-study comparisons.³⁶

Polyphenol intake was calculated in milligrams per day, using food consumption data from the Food Frequency Questionnaire and the aglycone polyphenols content of each food contained in the Phenol-Explorer database. No retention factors were applied in the calculation of the amount of polyphenol ingested. The data from Phenol-Explorer contains information on polyphenol concentration obtained from both chromatography and chromatography after hydrolysis analytical methods.

Polyphenol intake values were adjusted for total energy intake according to the Willett residuals method³⁷ to obtain intake of polyphenols, which is not correlated to total energy intake, and were categorized in sex-specific quintiles (Qs).

Statistical Analysis

Continuous variables are described as mean and SD, and prevalence is expressed in sample size and percentage.

Linear regression models were performed using serum uric acid (milligrams per deciliter) as the dependent variable and total polyphenol intake and their

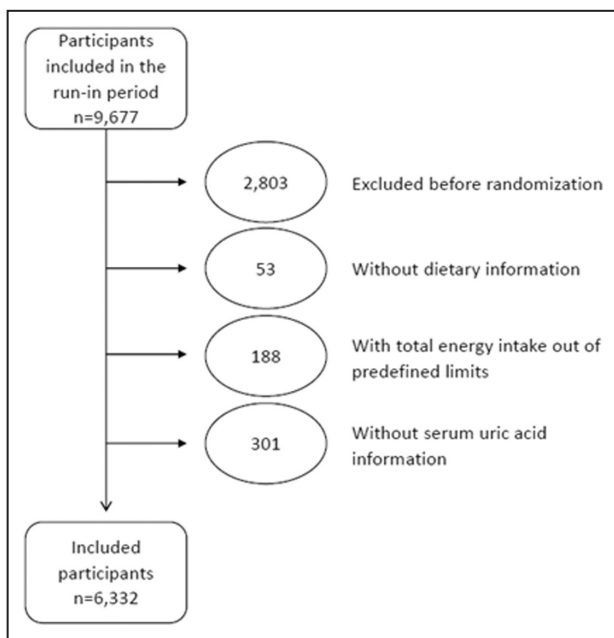


Figure 1. Flowchart of participants from the PREDIMED-Plus (Prevención con Dieta Mediterránea-Plus) trial.

classes and subclasses in quintiles as the independent variable. Values are shown as β coefficient and 95% CI.

Cox regression models with constant follow-up time ($t=1$) were performed to assess prevalence ratios (PRs) and 95% CIs of hyperuricemia according to quintiles of the intake of energy-adjusted total polyphenols and their classes and subclasses. Cox regression model has been suggested as a better method than logistic regression in cross-sectional studies when the outcome is common (prevalence >10%) because odds ratios could overestimate or underestimate the risk in logistic regression (prevalence of hyperuricemia in our participants: $n=2153$, 34%); however, their interpretability is similar.³⁸ We performed a sensitivity analysis in which we performed the same analyses using logistic regression, obtaining odds ratio and 95% CI.

All models were stratified by sex and adjusted for different potential confounders, including age, sex (with the exception of stratified analysis), education level (primary, secondary, or university/graduate), body mass index (weight in kilograms divided by height in square meters), diabetes (yes/no), physical activity (metabolic equivalent tasks per minute per week), antihyperuricemic agents (including allopurinol, oxipurinol, pythic acid, febuxostat, probenecid, sulfapyrazone, phenylbutazone, benzobromanone [yes/no]), nephropathy (yes/no), smoking habit (yes/no), alcohol consumption (grams per day), basal intake of different food groups (fruits, vegetables, meat, and fish [grams per day]), recruiting center, intervention group, and cluster (subjects randomized in couples).

To assess the linear trend, the median values for each quintile of total polyphenol intake and each class and subclass were assigned and used as continuous variables.

Given the multiple comparisons, to control the expected proportion of discoveries that are false, a false discovery rate test through the Benjamini-Hochberg procedure was made ($P<0.05$). Analyses were performed with the Stata statistical software package version 15.1 (StataCorp, College Station, TX).

RESULTS

Table 1 shows the main characteristics of the 6332 participants from the PREDIMED-Plus study according to quintiles of dietary total polyphenol intake. At baseline, we observed that participants included in the fifth quintile of polyphenol intake were mainly men, with higher levels of physical activity and intake of energy, alcohol, fruit, and vegetables. Participants in the fifth quintile had less diabetes compared with the other quintiles.

The associations between the energy-adjusted dietary intake of polyphenols (comparing the fifth versus

the first quintiles) and serum uric acid levels are shown in Figure 2 (and in Table S1). Total polyphenol intake ($\beta_{Q5\text{versus}Q1}$, -0.04 [95% CI, -0.15 to 0.08]) tended to be inversely associated with serum uric acid levels. This association was statistically significant for phenolic acid class ($\beta_{Q5\text{versus}Q1}$, -0.17 [95% CI, -0.27 to -0.06]). In the same way, some subclasses showed this significant inverse association, including hydroxycinnamic acids ($\beta_{Q5\text{versus}Q1}$, -0.19 [95% CI, -0.30 to -0.09]), alkylmethoxyphenols ($\beta_{Q5\text{versus}Q1}$, -0.20 [95% CI, -0.31 to -0.10]), and methoxyphenols ($\beta_{Q5\text{versus}Q1}$, -0.24 [95% CI, -0.34 to -0.13]). The intake of hydroxybenzoic acids ($\beta_{Q5\text{versus}Q1}$, 0.14 [95% CI, 0.02 – 0.26]) was directly and significantly associated with serum uric acid levels.

In the stratified analysis by sex (Figure S1), flavonols, hydroxybenzoic acids, and other polyphenol (subclass) intake was directly associated with serum uric acid levels in men. In women, the inverse and significant association was maintained with phenolic acid, hydroxycinnamic acids, alkylmethoxyphenols, methoxyphenols, as well as alkylphenols. Women also showed a direct and significant association between the intake of lignans, hydroxyphenylpropanoic acids, hydroxyphenylacetic acids, and tyrosols and serum uric acid levels.

We performed Cox proportional models with constant time to study the association between hyperuricemia prevalence and quintiles of polyphenol classes and subclasses as shown in Figure 3 and Table S2. Significant and inverse associations were found for hydroxycinnamic acids ($PR_{Q5\text{versus}Q1}$, 0.82 [95% CI, 0.71 – 0.95]), phenolic acids ($PR_{Q5\text{versus}Q1}$, 0.82 [95% CI, 0.71 – 0.95]), alkylmethoxyphenols ($PR_{Q5\text{versus}Q1}$, 0.80 [95% CI, 0.70 – 0.92]), and methoxyphenols ($PR_{Q5\text{versus}Q1}$, 0.79 [95% CI, 0.96 – 0.91]). In all of them, these significant associations remained in women but not in men (Figure S2). These same results were obtained in the sensitivity analysis in which we calculated odds ratio and 95% CI (Table S3).

In Table 2, we present the main food sources for each polyphenol subclass. The polyphenol subclasses that showed an inverse association with uric acid levels or with the prevalence of hyperuricemia were mainly found in regular coffee and decaffeinated coffee.

DISCUSSION

In the current cross-sectional study in a senior population, our results suggest an inverse association between the intake of the phenolic acids class and hydroxycinnamic acids, alkylmethoxyphenols, and methoxyphenols subclasses with serum uric acid levels and hyperuricemia.

We are not aware of any epidemiological study in which the association between these classes of

Table 1. Baseline Characteristic of Participants by Quintiles of Total Polyphenol Intake

Characteristic	Total polyphenol intake, mg/d					P value
	Quintile 1	Quintile 2	Quintile 3	Quintile 4	Quintile 5	
N	1327	1327	1326	1327	1326	
Mean±SD, mg/d	324.7±57.9	455.9±30.6	561.8±32.1	699.2±46.3	994.0±216.0	
Age, y	65.26	65.08	65.09	64.97	65.09	0.89
Sex, women (%)	711 (53.58)	676 (50.94)	674 (50.83)	597 (44.99)	551 (41.55)	<0.001
Physical activity, METs/min per wk	2235±2204	2332±2014	2475±2323	2575±2436	2700±2471	<0.001
Total energy intake, kcal/d	1971±460	2207±469	2351±482	2523±482	2773±501	<0.001
Diabetes, yes (%)	378 (28.49)	394 (29.69)	386 (29.11)	366 (27.58)	301 (22.70)	<0.001
BMI, kg/m ²	32.79±3.47	32.52±3.45	32.62±3.48	32.57±3.48	32.22±3.31	0.30
Smokers, n, (%)	163 (12.28)	176 (13.26)	155 (11.69)	159 (11.98)	168 (12.67)	0.76
Alcohol consumption, g/d	7.04±11.62	8.11±11.81	10.35±13.50	13.48±16.15	16.17±18.82	<0.001
Systolic/diastolic blood pressure, mmHg	139.9±17.6/80.3±10.2	139.9±16.7/80.5±9.8	139.3±16.1/81.0±9.7	139.8±16.9/81.0±10.0	139.3±16.6/81.3±9.9	0.028/0.500
Serum uric acid levels, mg/dL	5.98±1.51	5.93±1.39	5.97±1.46	6.02±1.45	6.08±1.43	0.062
Hyperuricemic, yes (%)	482 (36.32)	474 (35.72)	483 (36.43)	513 (38.66)	502 (37.86)	0.498
Anthyperuricemic agents, yes (%)	95 (7.5)	101 (8.0)	81 (6.4)	86 (6.8)	73 (5.8)	0.194
Nephropathy, yes (%)	78 (5.88)	77 (5.80)	79 (5.96)	83 (6.25)	63 (4.75)	0.521
Fruit and vegetables intake, g/d	501±180	623±193	690±224	759±261	830±332	<0.001
Meat intake, g/d	138±57	145±58	149±57	152±58	154±57	0.917
Fish intake, g/d	91±46	97±46	102±46	108±46	111±49	0.156

BMI indicates body mass index; and METs, metabolic equivalent tasks.

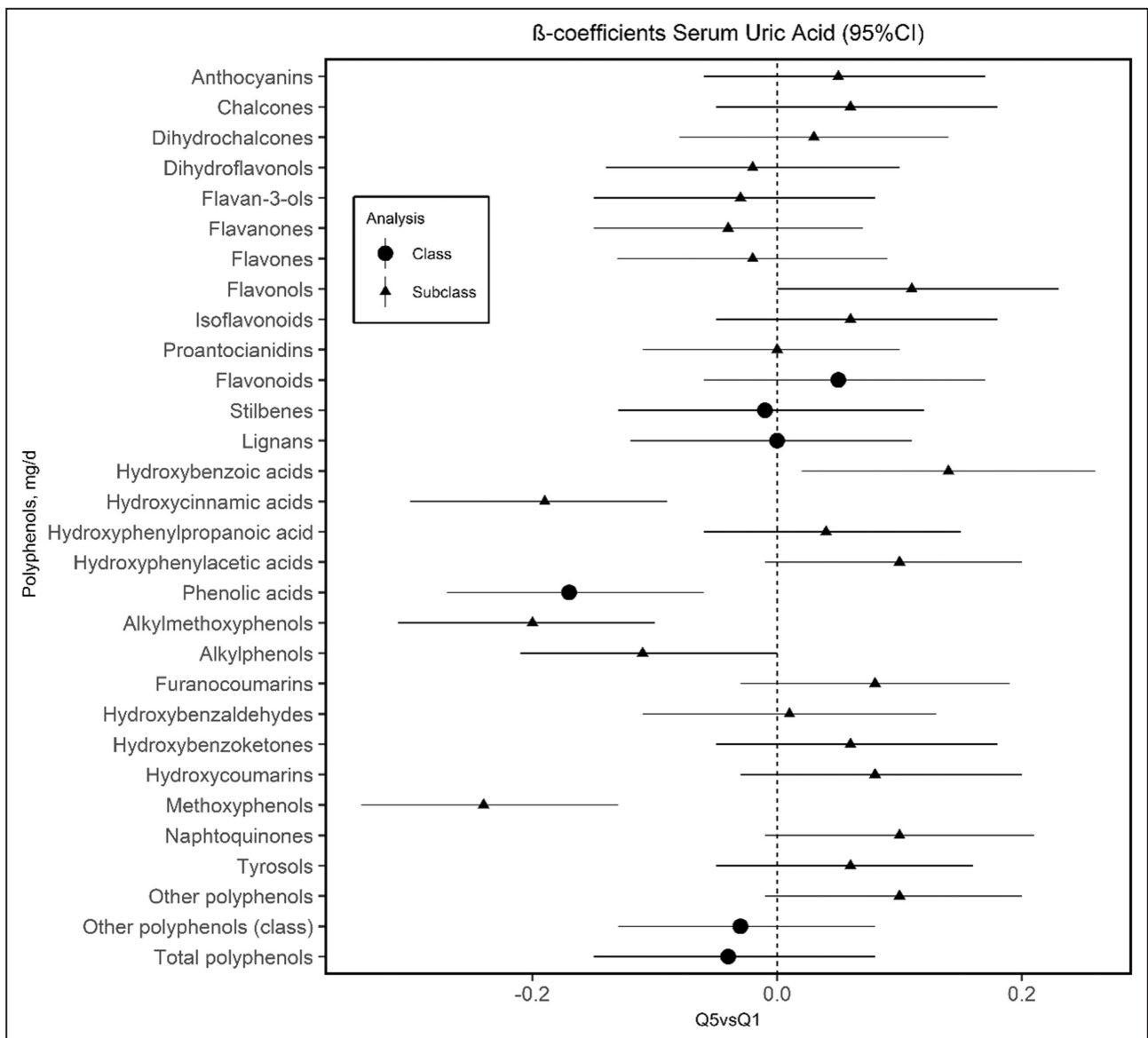


Figure 2. Association between polyphenol intake and serum uric acid levels comparing extreme quintile (Q) in the PREDIMED-Plus (Prevención con Dieta Mediterránea-Plus) trial.

Linear regression analysis evaluating the associations between classes and subclasses of polyphenol intake and serum uric acid levels (standardized β coefficients [95% CIs]). Model body mass index (weight in kilograms divided by height in square meters), diabetes (yes/no), physical activity (metabolic equivalent tasks per minute per week), antihyperuricemic agents (including allopurinol, oxipurinol, pythic acid, febuxostat, probenecid, sulfapyrazone, phenylbutazone, benzobromanone [yes/no]), nephropathy (yes/no), smoking habit (yes/no), alcohol consumption (grams per day), basal intake of different food groups (fruits, vegetables, meat, and fish [grams per day]), recruiting center, intervention group, and cluster.

polyphenols and uric acid levels or hyperuricemia has been previously reported. Nevertheless, our results are plausible given the results from in vitro and in vivo studies.^{20,22}

Different mechanisms by which phenolic compounds could play a role in the prevention or treatment of hyperuricemia have been described in other studies. Within phenolic acids, compounds such as caffeic acid,^{39,40} chlorogenic acid,²² sinapic acid,⁴¹ verbascoside,^{42,43} and ferulic acid^{21,44} have been shown

to decrease serum uric acid by inhibiting xanthine oxidase activity. On the other hand, the antihyperuricemic effect of caffeic acid may be also caused by the fractional excretion of urate activity.⁴⁵ These compounds are part of the hydroxycinnamic acid subclass, the most consumed in our cohort.

The main food source in which we can find hydroxycinnamic acids, alkylmethoxyphenol, and methoxyphenol in our population is regular coffee and decaffeinated coffee. There appears to be a clear

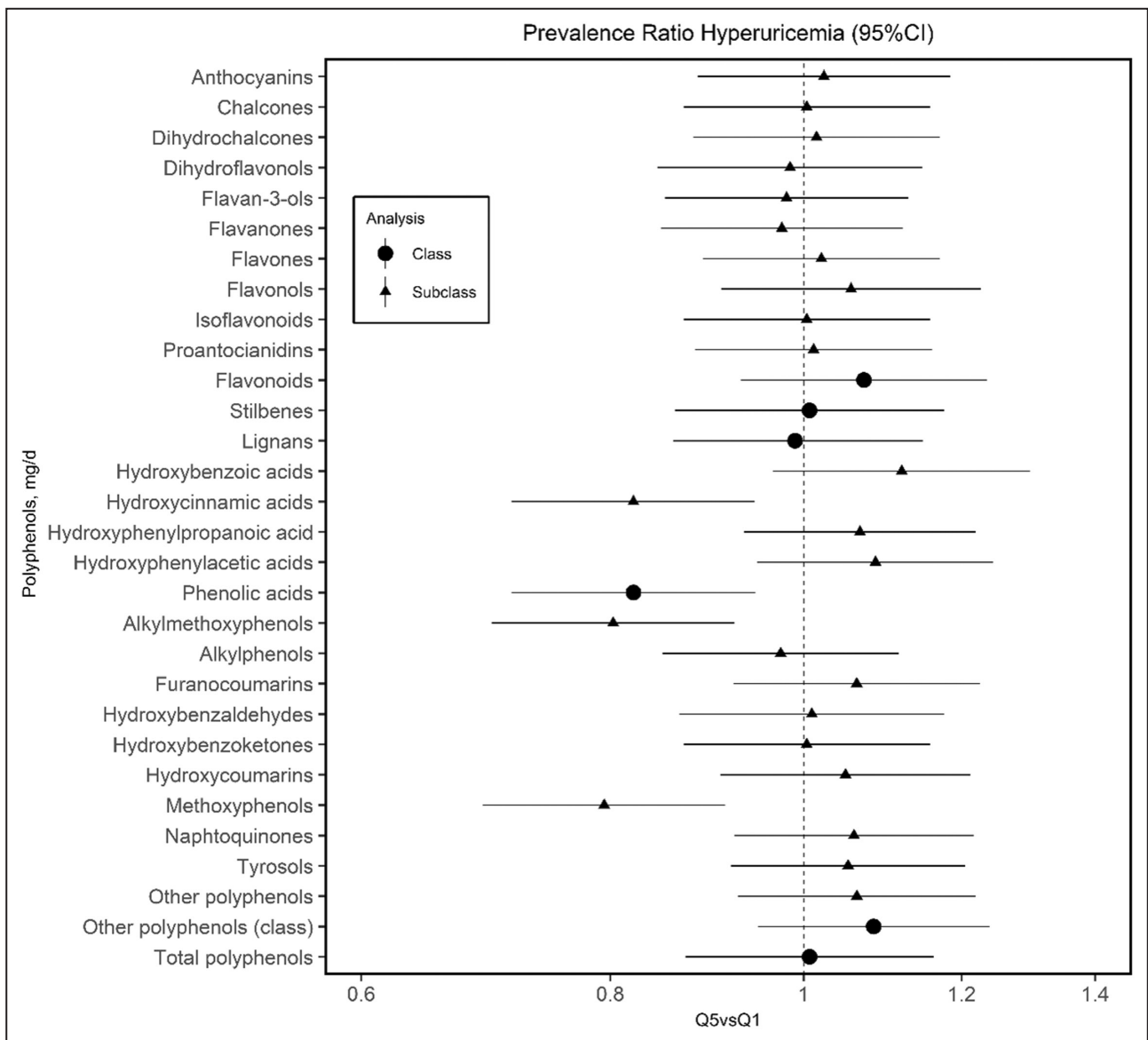


Figure 3. Association between polyphenol intake and hyperuricemia comparing extreme quintile (Q) in the PREDIMED-Plus (Prevención con Dieta Mediterránea-Plus) trial.

Cox regression models with constant follow-up times were performed to assess prevalence ratios and 95% CIs of hyperuricemia according to quintiles of the intake of energy-adjusted total polyphenols and their classes and subclasses. Models were adjusted for age, sex, education level (primary, secondary, or university/graduate), body mass index (weight in kilograms divided by height in square meters), diabetes (yes/no), physical activity (metabolic equivalent tasks per minute per week), antihyperuricemic agents (including allopurinol, oxipurinol, pythic acid, febuxostat, probenecid, sulfipyrazone, phenylbutazone, benzobromanone [yes/no]), nephropathy (yes/no), smoking habit (yes/no), alcohol consumption (grams per day), basal intake of different food groups (fruits, vegetables, meat, and fish [grams per day]), recruiting center, intervention group, and cluster.

inverse relationship between coffee consumption and serum uric acid concentration.⁴⁶ This association has also been found in women, which supports our results.⁴⁷ Coffee contains >1000 types of compounds, including phenolic compounds,⁴⁸ and this inverse association with serum uric acid appears to be exerted through components of coffee other than caffeine, because the serum uric acid level has been reported to decrease significantly with increasing coffee intake.⁴⁹

The phenol chlorogenic acid (hydroxycinnamic acid) might contribute to the inverse coffee–serum uric acid relationship by inhibiting xanthine oxidase,^{47,48} and this compound may act in combination with other antioxidants in coffee to decrease oxidative stress.⁵⁰ Therefore, it is plausible that various other polyphenols in coffee have the same inhibitory effects.⁵¹

In regard to the stratified analysis by sex, the statistical significance of the previous subclasses was

Table 2. Contribution of Polyphenol Subclasses to Total Polyphenol Intake and Food Sources

Polyphenol class	Subclass	Contribution, mg/d, mean±SD	Food sources* (% of contribution)
Flavonoids		394.63±217.82	
	Anthocyanins	23.87±20.60	Cherries (37.9), red wine (27.3), strawberries (11.2), grapes (10.6), olives (9.43), onions (2.0)
	Chalcones	0.006±0.012	Beer (100)
	Dihydrochalcones	0.98±0.91	Apples (93.0), fruit juices from concentrate (7.0)
	Dihydroflavonols	1.80±3.40	Red wine (97.6), white wine (1.8)
	Flavan-3-ols	20.10±22.28	Red wine (33.2), apples (22.4), tea (10.4), chocolate (9.9), cherries (7.8), peaches (6.8), cocoa powder (2.5), grapes (1.5), fruit juices from concentrate (1.2), green beans (1.0)
	Flavanones	57.33±54.43	Oranges (59.9), natural orange juice (33.8), fruit juices from concentrate (2.3), tomatoes (2.9), other fruit juices (1.2)
	Flavones	53.62±31.69	Whole grain bread (39.1), bread (30.7), oranges (6.6), artichoke (6.1), natural orange juice (5.2), whole grain cookies (2.2), olives (2.0)
	Flavonols	35.10±14.96	Swiss chard leaves (29.8), onions (24.1), lettuce (11.0), red wine (6.9), olives (4.0), asparagus (3.7), apples (3.3), natural orange juice (3.2), green beans (2.5), cabbage (2.4), chocolate (2.0), tomatoes (1.6), tea (1.4), cherries (1.1)
	Isoflavonoids	0.002±0.004	Beer (100)
	Proanthocyanidins	193.32±172.72	Chocolate (42.3), apples and pears (23.7), cherries and plumb (11.3), cocoa powder (6.3), strawberries (5.1), grapes (4.7), hazelnuts (4.6)
Stilbenes		1.76±3.16	Red wine (92.4), white wine (3.2), grapes (1.7), strawberries (1.2), rose wine (1.1)
Lignans		1.96±0.68	Olive oil (13.0), extra virgin olive oil (12.9), fried potatoes (9.3), seeds (7.7), oranges (7.5), broccoli and cabbage (6.7), green beans (4.2), peaches (3.9), bread (3.5), apples (3.1), asparagus (2.6), red wine (3.2), watermelon (1.8), tomatoes (1.7), whole grain bread (1.7), melon (1.5), peppers (1.4), kiwis (1.3), carrots (1.3), strawberries (1.2)
Phenolic acids		162.36±69.57	
	Hydroxybenzoic acids	20.15±12.07	Swiss chard leaves (23.6), olives (15.2), walnuts (13.9), red wine (16.5), tea (10.8), beer (6.5), apples (2.3), chickpeas (1.4), strawberries (1.3), bananas (1.3), onions (1.1)
	Hydroxycinnamic acids	140.19±12.07	Decaffeinated coffee (35.2), coffee (25.1), potatoes (5.6), olives (5.5), cherries (5.4), apples (4.2), artichoke (3.4), Swiss chard leaves (2.3), red wine (2.2), mushrooms (1.3), peaches (1.2), tomatoes (1.1)
	Hydroxyphenylpropanoic acid	0.89±1.20	Olives (100)
	Hydroxyphenylacetic acids	1.13±1.36	Olives (87.2), red wine (6.6), beer (3.9), extra virgin olive oil (1.5)
Other polyphenols		46.35±26.74	
	Alkylmethoxyphenols	0.94±0.87	Decaffeinated coffee (74.1), coffee (16.3), beer (9.6)
	Alkylphenols	13.56±17.66	Whole grain bread (69.1), whole grain pastries (14.9), breakfast cereals (8.5), pasta (3.3)
	Furanocoumarins	0.37±0.38	Celery stalks (98.4), other fruit juices (1.6)
	Hydroxybenzaldehydes	0.42±0.66	Red wine (79.0), walnuts (14.6), beer (2.6)
	Hydroxybenzoketones	0.002±0.004	Beer (100)
	Hydroxycoumarins	0.09±0.18	Beer (72.0), white wine (28.0)
	Methoxyphenols	0.12±0.12	Decaffeinated coffee (81.4), coffee (18.6)
	Naphthoquinones	0.82±1.12	Walnuts (100)
	Tyrosols	29.38±20.45	Olives (46.7), extra virgin olive oil (36.1), olive oil (4.1), red wine (5.8),
	Other polyphenols (subclass)	0.66±0.53	Coffee (41.9), apples (19.4), olives (15.3), other fruits juice (11.4), decaffeinated coffee (6.0), olive oil (3.1)

*Food sources that contribute >1%.

maintained only in women, showing the inverse association with serum uric acid and hyperuricemia. Lignans, hydroxyphenylpropanoic acids, hydroxyphenylacetic acids, and tyrosols in women, and flavonols, hydroxybenzoic acids, and other polyphenols in men, showed a direct significant association with serum uric acid, although not with hyperuricemia.

In general, the effects of the Mediterranean diet appear to be greater in men than in premenopausal women when cardiometabolic changes are considered, although in this study the women were postmenopausal.⁵² However, another study reported that flavonoid intake was inversely associated with cardiovascular risk factors in premenopausal women but not in men.⁵³

In this study, female participants were postmenopausal, so because of the hormonal deficiency of estrogen that has shown uricosuric effects, women are more susceptible to hyperuricemia at this stage of life.^{54,55} For the aforementioned reason, the direct relationships shown for some classes of polyphenols and uric acid in women might be because of reverse causality. Women's habits may have changed because of the diagnosis of hyperuricemia.⁵⁶

This same reverse causality mechanism could explain the significant direct association between hydroxybenzoic acid intake and serum uric acid levels in men, although it was not associated with hyperuricemia. Nevertheless, this subclass was scarcely consumed in our sample, and in previous studies, compounds of this subclass, such as gallic acid, corilagin, or ellagic acid, have shown reduction of uric acid generation and uricosuric activities.³⁹

It is interesting to mention that our population comprised elderly individuals with metabolic syndrome, and hyperuricemia could be secondary to an association with obesity, insulin resistance, and dyslipidemia, which are associated with an inflammatory state. However, uric acid is part of the body's antioxidant defenses, and it is still a question whether elevated levels of uric acid are a protective response to damage or a cause of primary disease.⁵⁵

Limitations and Strengths

We acknowledge that several limitations should be considered. First, given the inherent nature of cross-sectional studies, there is a problem in determining the temporal relationship of a presumed cause and effect, and the possibility of reverse causation should be acknowledged. Our population comprised senior Spanish individuals with metabolic syndrome; therefore, our results cannot be extrapolated to the general population. Another limitation is that self-reported dietary information may have led to some misclassification and possible errors in measurement; however,

the Food Frequency Questionnaire, administered by trained dietitians, was previously validated in the adult Spanish population and showed good reproducibility and validity.³⁴ In addition, studies have shown a good correlation between the intake of polyphenol-rich foods and their metabolites excreted in urine.^{57–59} Furthermore, we did not have sufficient data to evaluate the effect on gout. Finally, other factors affecting polyphenol content could be a limitation: the estimation of their intake through the Food Frequency Questionnaire; the differences in their absorption and in their bioactivity⁶⁰; the synergies with other polyphenols, nutrients, or compounds⁶¹; and factors related to climatic stress, geography, and storage conditions or losses during cooking.⁶² The grouping for polyphenols instead of considering only individual compounds is another limitation, so important associations for individual compounds may have been missed.

Nevertheless, the strengths of the study are the multicenter design, the large sample size, the availability of blood samples, and the high-quality detailed information collected by qualified personnel. Also, our database was built including all available information on polyphenol content in the Phenol-Explorer database, with a mixture of data extracted from chromatography and chromatography after hydrolysis data, and this was adjusted by energy intake using the residuals method. Another strength of this study is the stratified analysis by sex, allowing us to detect differences with the global analysis. Finally, this is the first epidemiological study to evaluate the influence of polyphenol dietary intake on serum uric acid levels and hyperuricemia. The lack of epidemiological studies precluded us from comparing our results with others.

In conclusion, in individuals with metabolic syndrome, hydroxycinnamic acids, alkylmethoxyphenol, and methoxyphenol intake were inversely associated with serum uric acid levels and hyperuricemia. Our findings add new insights into the potential beneficial role of phenolic compounds in serum uric acid levels and the risk of hyperuricemia and could lead to further epidemiological studies in the field of cardiovascular disease prevention.

ARTICLE INFORMATION

Received March 9, 2022; accepted September 12, 2022.

Affiliations

Group of Investigation in Interactions Gene-Environment and Health (GILGAS), Institute of Biomedicine (IBIOMED), University of León, Spain (M.R., F.V., L.Á., A.M., V.M.); Department of Preventive Medicine and Public Health, Navarra Institute for Health Research (IdiSNA), University of Navarra, Pamplona, Spain (M.M., Z.V., C.R., M.R., V.B., J.C.C.); Centro de Investigación Biomédica en Red Fisiopatología de la Obesidad y la Nutrición (CIBEROBN), Institute of Health Carlos III, Madrid, Spain (M.M., J.S., D.C., Á.H., J.A.M., Á.M.A., J.W., D.R., J.L., R.E., F.J.T., L.I.S., J.A.T., A.T., X.P., C.V., E.R., Z.V., N.B., R.B., C.R., L.T., M.M., A.G., S.C., M.R.B., J.M.S., M.R., C.S., R.M.L.); Department of Nutrition, Harvard T.H. Chan School of Public Health, Boston, MA (M.M.);

Departament de Bioquímica i Biotecnologia, Universitat Rovira i Virgili, Unitat de Nutrició Humana, Reus, Spain (J.S., N.B.); University Hospital of Sant Joan de Reus, Servei de Medicina Interna, Unitat de Nutrició, Reus, Spain (J.S., N.B., A.C., L.G.); Institut d'Investigació Sanitària Pere Virgili (IISPV), Reus, Spain (J.S., N.B., A.C., L.G.); Department of Preventive Medicine, University of Valencia, Spain (D.C., R.B., E.C.P.); Cardiovascular Risk and Nutrition Research Group, Institut Hospital del Mar d'Investigacions Mèdiques (IMIM), Barcelona, Spain (Á.H.); Centre for Fertility and Health, Norwegian Institute of Public Health, Oslo, Norway (Á.H.); Department of Nutrition, Food Sciences, and Physiology, University of Navarra, Pamplona, Spain (J.A.M., M.D.); Precision Nutrition Programme, IMDEA Food, CEI UAM+CSIC, Madrid, Spain (J.A.M., O.C., V.M., M.M.); Bioaraba Health Research Institute, Osakidetza Basque Health Service, Araba University Hospital, University of the Basque Country UPV/EHU, Vitoria-Gasteiz, Spain (Á.M.A., L.T., C.S.); Department of Nursing, School of Health Sciences, University of Málaga, Spain (J.W.); Instituto de Investigación Biomédica de Málaga-IBIMA, Málaga, Spain (J.W., F.J.T., E.G., M.R.B.); CIBER de Epidemiología y Salud Pública (CIBERESP), Instituto de Salud Carlos III, Madrid, Spain (J.V., S.G., V.M.); Instituto de Investigación Sanitaria y Biomédica de Alicante, Universidad Miguel Hernández (ISABIAL-UMH), Alicante, Spain (J.V., S.G.); Health Research Institute of the Balearic Islands (IdISBa), Palma de Mallorca, Spain (D.R., J.A.T., M.M.); Department of Internal Medicine, Maimonides Biomedical Research Institute of Cordoba (IMBIC), Reina Sofia University Hospital, University of Cordoba, Spain (J.L., A.G.); Department of Medicine, Faculty of Medicine and Life Sciences, University of Barcelona, Spain (R.E., S.C.); Institut d'Investigacions Biomèdiques August Pi I Sunyer (IDIBAPS), Barcelona, Spain (R.E., S.C.); Department of Endocrinology, Virgen de la Victoria Hospital, Málaga, Spain (F.J.T.); Research Institute of Biomedical and Health Sciences (IUIBS), University of Las Palmas de Gran Canaria & Centro Hospitalario Universitario Insular Materno Infantil (CHUIM), Canarian Health Service, Las Palmas de Gran Canaria, Spain (L.I.S., J.M.S.); Instituto de Investigación Biosanitaria ibs.GRANADA, Complejo Hospitalario Universitario de Granada/Department of Preventive Medicine and Public Health, University of Granada, Spain (N.C.); Research Group on Community Nutrition & Oxidative Stress, University of Balearic Islands, Palma de Mallorca, Spain (J.A.T.); Department of Nutrition, Food Science, and Gastronomy, XIA, School of Pharmacy and Food Sciences, INSA, University of Barcelona, Spain (A.T.); Lipids and Vascular Risk Unit, Internal Medicine, Hospital Universitario de Bellvitge, Hospitalet de Llobregat, Barcelona, Spain (X.P., R.M.L.); Division of Preventive Medicine, Faculty of Medicine, University of Jaén, Spain (M.D.); Department of Endocrinology and Nutrition, Instituto de Investigación Sanitaria Hospital Clínico San Carlos (IdISSC), Madrid, Spain (P.M.); CIBER Diabetes y Enfermedades Metabólicas (CIBERDEM), Instituto de Salud Carlos III (ISCIII), Madrid, Spain (J.V.); Department of Endocrinology, Institut d'Investigacions Biomèdiques August Pi Sunyer (IDIBAPS), Hospital Clinic, University of Barcelona, Barcelona, Spain (J.V.); Department of Endocrinology and Nutrition, Hospital Fundación Jiménez Díaz, Instituto de Investigaciones Biomédicas IISFJD, University Autónoma, Madrid, Spain (C.V.); Nutritional Control of the Epigenome Group, Precision Nutrition, and Obesity Program, IMDEA Food CEI UAM+CSIC, Madrid, Spain (L.D.); Lipid Clinic, Department of Endocrinology and Nutrition, Institut d'Investigacions Biomèdiques August Pi Sunyer (IDIBAPS), Hospital Clínic, Barcelona, Spain (E.R.); Department of Preventive Medicine and Public Health, School of Medicine, University of Málaga, Spain (E.G.); and Department of Internal Medicine, Regional University Hospital of MálagaSpain, (M.R.B.).

Acknowledgments

The authors thank all of the volunteers for their participation and the medical professionals for their contribution to the PREDIMED-Plus trial. Author contributions: Conceptualization: M. Rubín García, F. Vitelli-Storelli, V. Martín Sánchez. Methodology: M. Rubín García, F. Vitelli-Storelli, A. Tresserra-Rimbau, S. Castro-Barquero. Formal analysis and investigation: M. Rubín García, F. Vitelli-Storelli, L. Álvarez-Álvarez, V. Martín Sánchez. Writing—original draft preparation: M. Rubín García. Writing—review and editing: M. Rubín García, F. Vitelli-Storelli, L. Álvarez-Álvarez, M. Á. Martínez-González, J. Salas-Salvadó, D. Corella, Á. Hernández, J. A. Martínez, Á. M. Alonso-Gómez, J. Wärnberg, J. Vioque, D. Romaguera, J. López-Miranda, R. Estruch, F. J. Tinahones, L. I. Serra-Majem, N. Cano-Ibañez, J. A. Tur, A. Marcos-Delgado, A. Tresserra-Rimbau, X. Pintó, M. Delgado-Rodríguez, P. Matía-Martín, J. Vidal, C. Vázquez, L. Daimiel, E. Ros, Z. Vázquez-Ruiz, N. Babio, R. Barragán, O. Castañer-Niño, C. Razquin, L. Tojal-Sierra, E. Gómez-Gracia, S. González-Palacios, M. Morey, A. García-Ríos, S. Castro-Barquero, M.R. Bernal-López, J. M. Santos-Lozano, M. Ruiz-Canela, A. Castro-Salomó, E. C. Pascual-Castelló, V. Moldon, Z. Sánchez, C. Sorto-Sanchez, J. C. Ceno-Osinaga, L. Gutiérrez,

M. Mengual, R. M. Lamuela-Raventós, V. Martín Sánchez. Funding acquisition: M. Á. Martínez-González, J. Salas-Salvadó, D. Corella, J. A. Martínez, Á. M. Alonso-Gómez, J. Wärnberg, J. Vioque, D. Romaguera, J. López-Miranda, R. Estruch, F. J. Tinahones, L. I. Serra-Majem, J. A. Tur, X. Pintó, M. Delgado-Rodríguez, P. Matía-Martín, J. Vidal, C. Vázquez, L. Daimiel, E. Ros, R. M. Lamuela-Raventós, V. Martín Sánchez. Resources: M. Á. Martínez-González, J. Salas-Salvadó, D. Corella, J. A. Martínez, Á. M. Alonso-Gómez, J. Wärnberg, J. Vioque, D. Romaguera, J. López-Miranda, R. Estruch, F. J. Tinahones, L. I. Serra-Majem, J. A. Tur, X. Pintó, M. Delgado-Rodríguez, P. Matía-Martín, J. Vidal, C. Vázquez, L. Daimiel, E. Ros, R. M. Lamuela-Raventós, V. Martín Sánchez. Supervision: F. Vitelli-Storelli, V. Martín Sánchez.

Sources of Funding

The PREDIMED-Plus trial was supported by the European Research Council (Advanced Research Grant 2013–2018, 340918) to Dr Martínez-González, and the official funding agency for biomedical research of the Spanish government, Instituto de Salud Carlos III, through the Fondo de Investigación para la Salud, which is cofunded by the European Regional Development Fund (5 coordinated Fondo de Investigación para la Salud projects led by Dr. Salas-Salvadó and Dr Vidal, including the following projects: PI13/00673, PI13/00492, PI13/00272, PI13/01123, PI13/00462, PI13/00233, PI13/02184, PI13/00728, PI13/01090, PI13/01056, PI14/01722, PI14/00636, PI14/00618, PI14/00696, PI14/01206, PI14/01919, PI14/00853, PI14/01374, PI14/00972, PI14/00728, PI14/01471, PI16/00473, PI16/00662, PI16/01873, PI16/01094, PI16/00501, PI16/00533, PI16/00381, PI16/00366, PI16/01522, PI16/01120, PI17/00764, PI17/01183, PI17/00855, PI17/01347, PI17/00525, PI17/01827, PI17/00532, PI17/00215, PI17/01441, PI17/00508, PI17/01732, PI17/00926, PI19/00957, PI19/00386, PI19/00309, PI19/01032, PI19/00576, PI19/00017, PI19/01226, PI19/00781, PI19/01560, and PI19/01332), the Especial Action Project titled Implementación y evaluación de una intervención intensiva sobre la actividad física Cohorte PREDIMED-Plus grant to Dr Salas-Salvadó, the Recercaixa grant to Dr Salas-Salvadó (2013ACUP00194), a CICYT (Consejo Interinstitucional de Ciencia y Tecnología) grant (AGL2016–75329-R), a grant from the Generalitat Valenciana (APOSTD/2019/136 to R.B.) and Generalitat de Catalunya (SGR-2019 to R.E.), grants from the Consejería de Salud de la Junta de Andalucía (PI0458/2013, PS0358/2016, and PI0137/2018), grants from the Generalitat Valenciana (PROMETEO/2017/017), a SEMERGEN (Sociedad Española de Médicos de Atención Primaria) grant, EU-COST (European Cooperation in Science and Technology) Action CA16112, a grant of support to research groups number 35/2011 from the Balearic Islands Government, grants from IDISBA (Instituto de Investigación Sanitaria Islas Baleares), funds from the European Regional Development Fund (CIBEROBN CB06/03 and CB12/03) and from the European Commission (EAT2BENI-CE_H2020_SFS2016), and the Spanish Ministry of Science, Innovation and Universities for the Formación de Profesorado Universitario (FPU17/06488 and FPU17/00785) contract. The funding sponsors had no role in the design of the study; in the collection, analyses, or interpretation of the data; in the writing of the article, or in the decision to publish the results.

Disclosures

Dr Estruch reports grants from Cerveza y Salud, Spain, and Fundación Dieta Mediterránea, Spain. Additionally, personal fees for given lectures from Brewers of Europe, Belgium; Fundación Cerveza y Salud, Spain; Pernod Ricard, Mexico; Instituto Cervantes, Albuquerque, NM; Instituto Cervantes, Milan, Italy; Instituto Cervantes, Tokyo, Japan; Lilly Laboratories, Spain; and Wine and Culinary International Forum, Spain; and nonfinancial support to organize a National Congress on Nutrition. Dr Ros reports grants, personal fees, nonfinancial support and other support from the California Walnut Commission, during the conduct of the study; grants, personal fees, nonfinancial support, and other support from Alexion; grants, personal fees, and other support from Sanofi Aventis; personal fees, nonfinancial support, and other support from Ferrer International; personal fees, nonfinancial support, and other support from Danone; personal fees and nonfinancial support from Merck Sharp Dohme; personal fees and other support from Amarin, outside the submitted work. Dr Lamuela-Raventós reports personal fees from Cerveceros de España, personal fees and other support from Adventia, other support from Ecoveritas, outside the submitted work. Dr Salas-Salvadó reported receiving research support from the Instituto de Salud Carlos III, Ministerio de Educación y Ciencia, the European Commission, the US National Institutes of Health; receiving consulting fees or travel expenses from Eroski Foundation, Instituto Danone, Nestle, and Abbott Laboratories, receiving nonfinancial support from Hojiblanca, Patrimonio Comunal Olivarero, the California Walnut Commission, Almond Board of California, La Morella Nuts, Pistachio Growers, and Borges; serving on the board of

and receiving grant support through his institution from the International Nut and Dried Foundation and the Eroski Foundation; and personal fees from Instituto Danone; and serving in the Board of Danone Institute International. The remaining authors have no disclosures to report.

Supplemental Material

Data S1

Tables S1–S3

Figures S1–S2

REFERENCES

- Maiuolo J, Oppedisano F, Gratteri S, Muscoli C, Mollace V. Regulation of uric acid metabolism and excretion. *Int J Cardiol*. 2016;213:8–14. doi: 10.1016/j.ijcard.2015.08.109
- Babio N, Martínez-González MA, Estruch R, Wärnberg J, Recondo J, Ortega-Calvo M, Serra-Majem L, Corella D, Fitó M, Ros E, et al. Associations between serum uric acid concentrations and metabolic syndrome and its components in the PREDIMED study. *Nutr Metab Cardiovasc Dis*. 2015;25:173–180. doi: 10.1016/j.numecd.2014
- Feig DI, Madero M, Jalal DJ, Sanchez-Lozada LG, Johnson RJ. Uric acid and the origins of hypertension. *J Pediatr*. 2013;162:896–902. doi: 10.1016/j.jpeds.2012.12.078
- Lv Q, Meng XF, He FF, Chen S, Su H, Xiong J, Gao P, Tian XJ, Liu JS, Zhu ZH, et al. High serum uric acid and increased risk of type 2 diabetes: a systematic review and meta-analysis of prospective cohort studies. *PLoS One*. 2013;8:e56864. doi: 10.1371/journal.pone.0056864
- Zhang S, Wang Y, Cheng J, Huangfu N, Zhao R, Xu Z, Zhang F, Zheng W, Zhang D. Hyperuricemia and cardiovascular disease. *Curr Pharm Des*. 2019;25:700–709. doi: 10.2174/1381612825666190408122557
- Kuo CF, See LC, Luo SF, Ko YS, Lin YS, Hwang JS, Lin CM, Chen HW, Yu KH. Gout: an independent risk factor for all-cause and cardiovascular mortality. *Rheumatology (Oxford)*. 2010;49:141–146. doi: 10.1093/rheumatology/kep364
- Rahimi-Sakak F, Maroofi M, Rahmani J, Bellissimo N, Hekmatdoost A. Serum uric acid and risk of cardiovascular mortality: a systematic review and dose-response meta-analysis of cohort studies of over a million participants. *BMC Cardiovasc Disord*. 2019;19:218. doi: 10.1186/s12872-019-1215-z
- Guasch-Ferré M, Bulló M, Babio N, Martínez-González MA, Estruch R, Covas MI, Wärnberg J, Arós F, Lapetra J, Serra-Majem L, et al. Mediterranean diet and risk of hyperuricemia in elderly participants at high cardiovascular risk. *J Gerontol A Biol Sci Med Sci*. 2013;68:1263–1270. doi: 10.1093/gerona/glt028
- Li R, Yu K, Li C. Dietary factors and risk of gout and hyperuricemia: a meta-analysis and systematic review. *Asia Pac J Clin Nutr*. 2018;27:1344–1356. doi: 10.6133/apjcn.201811_27(6).0022
- Giglio RV, Patti AM, Cicero AFG, Lippi G, Rizzo M, Toth PP, Banach M. Polyphenols: potential use in the prevention and treatment of cardiovascular diseases. *Curr Pharm Des*. 2018;24:239–258. doi: 10.2174/1381612824666180130112652
- Pandey KB, Rizvi SI. Plant polyphenols as dietary antioxidants in human health and disease. *Oxid Med Cell Longev*. 2009;2:270–278. doi: 10.4161/oxim.2.5.9498
- Rubín-García M, Vitelli-Storelli F, Molina AJ, Zamora-Ros R, Aragonés N, Adarnaz E, Castañó-Vinyals G, Obón-Santacana M, Gómez-Acebo I, Molina-Barceló A, et al. Association between polyphenol intake and gastric cancer risk by anatomic and histologic subtypes: MCC-Spain. *Nutrients*. 2020;12:3281. doi: 10.3390/nu12113281
- Vitelli-Storelli F, Zamora-Ros R, Molina AJ, Fernández-Villa T, Castelló A, Barrio JP, Amiano P, Ardanaz E, Obón-Santacana M, Gómez-Acebo I, et al. Association between polyphenol intake and breast cancer risk by menopausal and hormone receptor status. *Nutrients*. 2020;12:994. doi: 10.3390/nu12040994
- Castro-Barquero S, Tresserra-Rimbau A, Vitelli-Storelli F, Doménech M, Salas-Salvadó J, Martín-Sánchez V, Rubín-García M, Buil-Cosiales P, Corella D, Fitó M, et al. Dietary polyphenol intake is associated with HDL-cholesterol and a better profile of other components of the metabolic syndrome: a PREDIMED-Plus sub-study. *Nutrients*. 2020;12:689. doi: 10.3390/nu12030689
- Rubín-García M, Vitelli-Storelli F, Toledo E, Castro-Barquero S, Tresserra-Rimbau A, Martínez-González MÁ, Salas-Salvadó J, Corella D, Hernáez Á, Martínez JA, et al. Polyphenol intake and cardiovascular risk in the PREDIMED-Plus trial. A comparison of different risk equations. *Rev Esp Cardiol*. 2022;75:401–411. doi: 10.1016/j.rec.2021.06.013
- Bullón-Vela V, Abete I, Zulet MA, Xu Y, Martínez-González MA, Sayón-Orea C, Ruiz-Canela M, Toledo E, Sánchez VM, Estruch R, et al. Urinary resveratrol metabolites output: differential associations with cardiometabolic markers and liver enzymes in house-dwelling subjects featuring metabolic syndrome. *Molecules*. 2020;25:4340. doi: 10.3390/molecules25184340
- Tresserra-Rimbau A, Castro-Barquero S, Vitelli-Storelli F, Becerra-Tomas N, Vázquez-Ruiz Z, Díaz-López A, Corella D, Castañer O, Romaguera D, Vioque J, et al. Associations between dietary polyphenols and type 2 diabetes in a cross-sectional analysis of the PREDIMED-Plus trial: role of body mass index and sex. *Antioxidants (Basel)*. 2019;8:537. doi: 10.3390/antiox8110537
- Tresserra-Rimbau A, Rimm EB, Medina-Remón A, Martínez-González MA, de la Torre R, Corella D, Salas-Salvadó J, Gómez-Gracia E, Lapetra J, Arós F, et al. Inverse association between habitual polyphenol intake and incidence of cardiovascular events in the PREDIMED study. *Nutr Metab Cardiovasc Dis*. 2014;24:639–647. doi: 10.1016/j.numecd.2013.12.014
- Tresserra-Rimbau A, Rimm EB, Medina-Remón A, Martínez-González MA, López-Sabater MC, Covas MI, Corella D, Salas-Salvadó J, Gómez-Gracia E, Lapetra J, et al. Polyphenol intake and mortality risk: a re-analysis of the PREDIMED trial. *BMC Med*. 2014;12:77. doi: 10.1186/1741-7015-12-77.P
- Mehmood A, Zhao L, Wang C, Nadeem M, Raza A, Ali N, Shah AA. Management of hyperuricemia through dietary polyphenols as a natural medicament: a comprehensive review. *Crit Rev Food Sci Nutr*. 2019;59:1433–1455. doi: 10.1080/10408398.2017.1412939
- Zhao M, Zhu D, Sun-Waterhouse D, Su G, Lin L, Wang X, Dong Y. In vitro and in vivo studies on alday-derived seed extracts: phenolic profiles, antioxidant activities, serum uric acid suppression, and xanthine oxidase inhibitory effects. *J Agric Food Chem*. 2014;62:7771–7778. doi: 10.1021/jf501952e
- Jiang LL, Gong X, Ji MY, Wang CC, Wang JH, Li MH. Bioactive compounds from plant-based functional foods: a promising choice for the prevention and management of hyperuricemia. *Foods*. 2020;9:973. doi: 10.3390/foods9080973
- Martínez-González MA, Buil-Cosiales P, Corella D, Bulló M, Fitó M, Vioque J, Romaguera D, Martínez JA, Wärnberg J, López-Miranda J, et al. Cohort profile: design and methods of the PREDIMED-Plus randomized trial. *Int J Epidemiol*. 2019;48:387–388. doi: 10.1093/ije/dyy225
- Salas-Salvadó J, Díaz-López A, Ruiz-Canela M, Basora J, Fitó M, Corella D, Serra-Majem L, Wärnberg J, Romaguera D, Estruch R, et al. Effect of a lifestyle intervention program with energy-restricted Mediterranean diet and exercise on weight loss and cardiovascular risk factors: one-year results of the PREDIMED-Plus trial. *Diabetes Care*. 2019;42:777–788. doi: 10.2337/dci18-0836
- Sayón-Orea C, Razquin C, Bulló M, Corella D, Fitó M, Romaguera D, Vioque J, Alonso-Gómez ÁM, Wärnberg J, Martínez JA, et al. Effect of a nutritional and behavioral intervention on energy-reduced Mediterranean diet adherence among patients with metabolic syndrome: interim analysis of the PREDIMED-Plus randomized clinical trial. *JAMA*. 2019;322:1486–1499. doi: 10.1001/jama.2019.14630
- PREDIMED-Plus Website [Internet]. Available at: <http://www.predimedplus.com>. Accessed September 26, 2020.
- Alberti KG, Eckel RH, Grundy SM, Zimmet PZ, Cleeman JI, Donato KA, Fruchart JC, James WP, Loria CM, Smith SC Jr, et al. Harmonizing the metabolic syndrome: a joint interim statement of the International Diabetes Federation Task Force on Epidemiology and Prevention; National Heart, Lung, and Blood Institute; American Heart Association; World Heart Federation; International Atherosclerosis Society; and International Association for the Study of Obesity. *Circulation*. 2009;120:1640–1645. doi: 10.1161/CIRCULATIONAHA.109.192644
- Willett W. *Nutritional Epidemiology*. 3rd ed. New York: Oxford University Press; 2013.
- Multidisciplinary expert task force on hyperuricemia and related diseases. Chinese multidisciplinary expert consensus on the diagnosis and treatment of hyperuricemia and related diseases. *Chin Med J (Engl)*. 2017;130:2473–2488. doi: 10.4103/0366-6999.216416
- Molina L, Sarmiento M, Peñafiel J, Donaire D, García-Aymerich J, Gomez M, Ble M, Ruiz S, Frances A, Schröder H, et al. Validation of the

- Regicor short physical activity questionnaire for the adult population. *PLoS One*. 2017;12:e0168148. doi: 10.1371/journal.pone.0168148
31. Martínez-González MA, López-Fontana C, Varo JJ, Sánchez-Villegas A, Martínez JA. Validation of the Spanish version of the physical activity questionnaire used in the Nurses' health study and the health Professionals' follow-up study. *Public Health Nutr*. 2005;8:920–927. doi: 10.1079/phn2005745
 32. Fernández-Ballart JD, Piñol JL, Zazpe I, Corella D, Carrasco P, Toledo E, Perez-Bauer M, Martínez-González MA, Salas-Salvadó J, Martín-Moreno JM. Relative validity of a semi-quantitative food-frequency questionnaire in an elderly Mediterranean population of Spain. *Br J Nutr*. 2010;103:1808–1816. doi: 10.1017/S0007114509993837
 33. Martín-Moreno JM, Boyle P, Gorgojo L, Maisonneuve P, Fernandez-Rodriguez JC, Salvini S, Willett WC. Development and validation of a food frequency questionnaire in Spain. *Int J Epidemiol*. 1993;22:512–519. doi: 10.1093/ije/22.3.512
 34. de la Fuente-Arillaga C, Ruiz ZV, Bes-Rastrollo M, Sampson L, Martínez-González MA. Reproducibility of an FFQ validated in Spain. *Public Health Nutr*. 2010;13:1364–1372. doi: 10.1017/S1368980009993065
 35. Neveu V, Perez-Jiménez J, Vos F, Crespy V, du Chaffaut L, Mennen L, Knox C, Eisner R, Cruz J, Wishart D, et al. Phenol-explorer: an online comprehensive database on polyphenol contents in foods. *Database (Oxford)*. 2010;2010:bap024. doi: 10.1093/database/bap024
 36. Balentine DA, Dwyer JT, Erdman JW Jr, Ferruzzi MG, Gaine PC, Harnly JM, Kwik-Urbe CL. Recommendations on reporting requirements for flavonoids in research. *Am J Clin Nutr*. 2015;101:1113–1125. doi: 10.3945/ajcn.113.071274
 37. Willett WC, Howe GR, Kushi LH. Adjustment for total energy intake in epidemiologic studies. *Am J Clin Nutr*. 1997;65:1220S–1228S; discussion 1229S–1231S. doi: 10.1093/ajcn/65.4.1220S
 38. Barros AJD, Hirakata VN. Alternatives for logistic regression in cross-sectional studies: an empirical comparison of models that directly estimate the prevalence ratio. *BMC Med Res Methodol*. 2003;3:21. doi: 10.1186/1471-2288-3-21
 39. Ling X, Bochu W. A review of phytotherapy of gout: perspective of new pharmacological treatments. *Pharm Sci*. 2014;69:243–256.
 40. Wan Y, Wang F, Zou B, Shen YF, Li YZ, Zhang AX, Fu G. Molecular mechanism underlying the ability of caffeic acid to decrease uric acid levels in hyperuricemia rats. *J Funct Foods*. 2019;57:150–156. doi: 10.1016/j.jff.2019.03.038
 41. Ishaq M, Mehmood A, Ur Rehman A, Dounya Zad O, Li J, Zhao L, Wang C, Hossen I, Naveed M, Lian Y. Antihyperuricemic effect of dietary polyphenol sinapic acid commonly present in various edible food plants. *J Food Biochem*. 2020;44:e13111. doi: 10.1111/jfbc.13111
 42. Wan Y, Zou B, Zeng H, Zhang L, Chen M, Fu G. Inhibitory effect of verbascoside on xanthine oxidase activity. *Int J Biol Macromol*. 2016;93:609–614. doi: 10.1016/j.jbiomac.2016.09.022
 43. Huang CG, Shang YJ, Zhang J, Zhang JR, Li WJ, Jiao BH. Hypouricemic effects of phenylpropanoid glycosides acteoside of *Scrophularia ningpoensis* on serum uric acid levels in potassium oxonate-pretreated mice. *Am J Chin Med*. 2008;36:149–157. doi: 10.1142/S0192415X08005667
 44. Gawlik-Dziki U, Dziki D, Świeca M, Nowak R. Mechanism of action and interactions between xanthine oxidase inhibitors derived from natural sources of chlorogenic and ferulic acids. *Food Chem*. 2017;225:138–145. doi: 10.1016/j.foodchem.2017.01.016
 45. Chen L, Yin H, Lan Z, Ma S, Zhang C, Yang Z, Li P, Lin B. Anti-hyperuricemic and nephroprotective effects of Smilax China L. *J Ethnopharmacol*. 2011;135:399–405. doi: 10.1016/j.jep.2011.03.033
 46. Kiyohara C, Kono S, Honjo S, Todoroki I, Sakurai Y, Nishiwaki M, Hamada H, Nishikawa H, Koga H, Ogawa S, et al. Inverse association between coffee drinking and serum uric acid concentrations in middle-aged Japanese males. *Br J Nutr*. 1999;82:125–130. doi: 10.1017/S0007114599001270
 47. Choi HK, Curhan G. Coffee consumption and risk of incident gout in women: the Nurses' health study. *Am J Clin Nutr*. 2010;92:922–927. doi: 10.3945/ajcn.2010.29565
 48. Zhang Y, Yang T, Zeng C, Wei J, Li H, Xiong YL, Yang Y, Ding X, Lei G. Is coffee consumption associated with a lower risk of hyperuricemia or gout? A systematic review and meta-analysis. *BMJ Open*. 2016;6:e009809. doi: 10.1136/bmjopen-2015-009809
 49. Choi HK, Curhan G. Coffee, tea, and caffeine consumption and serum uric acid level: the third national health and nutrition examination survey. *Arthritis Rheum*. 2007;57:816–821. doi: 10.1002/art.22762
 50. Wu T, Willett WC, Hankinson SE, Giovannucci E. Caffeinated coffee, decaffeinated coffee, and caffeine in relation to plasma C-peptide levels, a marker of insulin secretion, in U.S. women. *Diabetes Care*. 2005;28:1390–1396. doi: 10.2337/diacare.28.6.1390
 51. Park KY, Kim HJ, Ahn HS, Kim SH, Park EJ, Yim SY, Jun JB. Effects of coffee consumption on serum uric acid: systematic review and meta-analysis. *Semin Arthritis Rheum*. 2016;45:580–586. doi: 10.1016/j.semarthrit.2016.01.003
 52. Franconi F, Campesi I, Romani A. Is extra virgin olive oil an ally for women's and men's cardiovascular health? *Cardiovasc Ther*. 2020;2020:6719301. doi: 10.1155/2020/6719301
 53. Mennen LI, Sapinho D, de Bree A, Arnault N, Bertrais S, Galan P, Hercberg S. Consumption of foods rich in flavonoids is related to a decreased cardiovascular risk in apparently healthy French women. *J Nutr*. 2004;134:923–926. doi: 10.1093/jn/134.4.923
 54. Dobrzyńska M, Przysławski J. The relationship between serum uric acid concentration and cardiovascular risk factors in normotensivepostmenopausal women with dyslipidemia. *Acta Sci Pol Technol Aliment*. 2020;19:123–131. doi: 10.17306/J.AFS.0740
 55. Vargas AG. Uric acid and metabolic syndrome: 'Cause or effect'. *Arch Med Fam*. 2017;19:155–169.
 56. Sattar N, Preiss D. Reverse causality in cardiovascular epidemiological research: more common than imagined? *Circulation*. 2017;135:2369–2372. doi: 10.1161/CIRCULATIONAHA.117.028307
 57. Mennen LI, Sapinho D, Ito H, Bertrais S, Galan P, Hercberg S, Scalbert A. Urinary flavonoids and phenolic acids as biomarkers of intake for polyphenol-rich foods. *Br J Nutr*. 2006;96:191–198. doi: 10.1079/bjn20061808
 58. Yamamoto S, Sobue T, Sasaki S, Kobayashi M, Arai Y, Uehara M, Adlercreutz H, Watanabe S, Takahashi T, Itoi Y, et al. Validity and reproducibility of a self-administered food-frequency questionnaire to assess isoflavone intake in a Japanese population in comparison with dietary records and blood and urine isoflavones. *J Nutr*. 2001;131:2741–2747. doi: 10.1093/jn/131.10.2741
 59. Pérez-Jiménez J, Hubert J, Hooper L, Cassidy A, Manach C, Williamson G, Scalbert A. Urinary metabolites as biomarkers of polyphenol intake in humans: a systematic review. *Am J Clin Nutr*. 2010;92(4):801–809. doi: 10.3945/ajcn.2010.29924
 60. Crozier A, Jaganath IB, Clifford MN. Dietary phenolics: chemistry, bio-availability and effects on health. *Nat Prod Rep*. 2009;26:1001–1043. doi: 10.1039/b802662a
 61. Jacobs DR, Gross MD, Tapsell LC. Food synergy: an operational concept for understanding nutrition. *Am J Clin Nutr*. 2009;89:1543S–1548S. doi: 10.3945/ajcn.2009.26736B
 62. Diotallevi C, Fava F, Gobetti M, Tuohy K. Healthy dietary patterns to reduce obesity-related metabolic disease: polyphenol-microbiome interactions unifying health effects across geography. *Curr Opin Clin Nutr Metab Care*. 2020;23:437–444. doi: 10.1097/MCO.0000000000000697

SUPPLEMENTAL MATERIAL

List of PREDIMED-Plus study investigators

Steering Committee:

J. Salas-Salvadó (Coordinator), M.A. Martínez-González, M. Fitó, E. Ros, FJ. Tinahones, D. Corella and R. Estruch.

Executive Committee:

J. Salas-Salvadó, M.A. Martínez-González, D. Corella, M. Fitó, J. Vioque, D. Romaguera, J.A. Martínez, J. Wärnberg, J. Lopez-Miranda, R. Estruch, A. Bueno-Cavanillas, Á.M. Alonso-Gómez, J.A. Tur, FJ. Tinahones, L. Serra-Majem, V. Martín, J. Lapetra, C. Vázquez, X. Pinto, J. Vidal, L. Daimiel, M. Delgado-Rodríguez, M.A. Rubio and E. Ros.

Dietary and Lifestyle Intervention Committee:

J. Salas-Salvadó (chair), M.A. Martínez-González, M. Fitó and R. Estruch;

Dietary Intervention: J. Salas-Salvadó (chair), N. Babio, E. Ros, A. Sánchez-Tainta;

Physical Exercise: M. Fitó (chair), H. Schröder, A. Marcos, D. Corella, J. Wärnberg;

Behavioural support: R. Estruch (chair), F. Fernández-Aranda, C. Botella and J. Salas-Salvadó.

Clinical Event Ascertainment Committee:

F. Arós (Chair), A. Alonso-Gómez, M. Villas-Roca, M. Aldamiz, O. García-Regata, L. Forga, A. García-Layana, A. González-Pinto, I. Zorrilla, M. Martínez-Kareaga, P. Seoane.

Chair: Dr. Fernando Arós

Cardiology: Dr. Angel Alonso-Gómez; Dr. Fernando Arós

Neurology: Dr. Mònica Villas-Roca

Internal Medicine: Dr. Mikel Aldamiz; Dr. Óscar García Regata

Endocrinology: Dr. Lluís Forga

Ophthalmology: Dr. Alfredo García-Layana

Psychiatry: Dr. Ana González Pinto; Dr. Iñaki Zorrilla

Oncology: Dr. Mireia Martínez; Dr. Patricia Seoane

Support groups:

C. Botella, F. Fernandez-Aranda, R. Lamuela, A. Marcos, M.P. Portillo, E. Ros, G. Sáez, F. Arós, E. Gómez-Gracia.

Rovira i Virgili University, Department of Biochemistry and Biotechnology, Human Nutrition Unit, University Hospital of Sant Joan de Reus, Pere Virgili Institute for Health Research, Reus, Spain: R. Pedret Llaberia, R. Gonzalez, R. Sagarra Álamo, F. París Palleja, J. Balsells, J.M. Roca, T. Basora Gallisa, J. Vizcaino, P. Llobet Alpizarte, C. Anguera Perpiñá, M. Llauredó Vernet, C. Caballero, M. Garcia Barco, M.D. Morán Martínez, J. García Rosselló, A. Del Pozo, C. Poblet Calaf, P. Arcelin Zabal, X. Floresví, M. Ciutat Benet, A. Palau Galindo, J.J. Cabré Vila, F. Dolz Andrés, M. Soler, M. Gracia Vidal, J. Vilalta J. Boj Casajuana, M. Ricard,

F. Saiz, A. Isach, M. Sanchez Marin Martinez, E. Granado Font, C. Lucena Luque, C. Mestres Sola, N. Babio, N. Becerra-Tomás, J. Basora, I. Abellán Cano, JF García-Gavilán, V. Ruiz García, C. Gomez-Martinez, L. Lopez-Gonzalez, I. Paz-Graniel, L. Sánchez Niembro, A. Díaz-López, S. Manzanedo, A. Atzeni, C. Valle. M, Fernández de la Puente, T. Garcidueñas-Fimbres, S Nishi, J Ni, S De las Heras, S Rios, C Munne, N Khoury, M Pascual, S Segura.

Department of Preventive Medicine and Public Health, University of Navarra-Navarra Institute for Health Research (IdiSNA), Pamplona, Spain:

M. Ruiz-Canela, E. Toledo, P. Buil-Cosiales, Z. Vázquez, C. Razquin, M. Bes-Rastrollo, A. Gea, A. Sanchez Tainta, B. SanJulian Aranguren, E. Goñi, L. Goñi, M.J. Cobo, A. Rico-Campa, F.J. Basterra Gortari, A. Garcia Arellano, J. Diez-Espino, O. Lecea-Juarez, J. Carlos Cenoz-Osinaga, I. Alvarez-Alvarez, M.C. Sayon-Orea, C.I. Fernandez-Lázaro, L. Ruiz-Estigarribia, J. Bartolome-Resano, A. Sola-Larraza, E. Lozano-Oloriz, B. Cano-Valles, S. Eguaras, E. Pascual Roquet-Jalmar, I. Galilea-Zabalza, H. Lancova, R. Ramallal, M.L. Garcia-Perez, V. Estremera-Urabayen, M.J. Ariz-Arnedo, C. Hijos-Larraz, C. Fernandez-Alfaro, B. Iñigo-Martinez, R. Villanueva Moreno, S. Martin-Almendros, L. Barandiaran-Bengoetxea, C. Fuertes-Goñi, A. Lezaun-Indurain, M.J. Guruchaga-Arcelus, O. Olmedo-Cruz, L. Escriche-Erviti, R. Ansorena-Ros, R. Sanmatin-Zabaleta, J. Apalategi-Lasa, J. Villanueva-Telleria, M.M. Hernández-Espinosa, L. Herrera-Valdez, L. Dorronsoro-Dorronsoro, Lourdes Echeverria-Lizarraga (†), J.A. Cabeza-Beunza, P. Fernández-Urretavizcaya, P. Gascó-García, C. Royo-Jimenez, J. Moran-Pí, F. Salazar-Fernández, F.J. Chasco-Ros, F. Cortés-Ugalde, J.J. Jurio-Burgui, P. Pascual-Pascual, A.I. Rodríguez-Ezpeleta, M. Esparza-Cáceres, C. Arroyo-Azpa, M. Rodríguez-Sanz de Galdeano, T. Forcen-Alonso, M. Armendariz-Marcotegui, A. Brugos-Larumbe, A. Arillo, B. López-Aisa, R. Sanmartin-Zabaleta, M. Hermoso de Mendoza-Macua.

Department of Preventive Medicine, University of Valencia, University Jaume I, Conselleria de Sanitat de la Generalitat Valenciana, Valencia, Spain:

J.I. González, J.V. Sorlí, O. Portolés, R. Fernández-Carrión, C. Ortega-Azorín, R. Barragán, E.M. Asensio, O. Coltell, I. Giménez-Alba, C. Sáiz, R. Osma, E. Ferriz, I. González-Monje, P. Guillém-Sáiz, F. Giménez-Fernández, E.C. Pascual, L. Quiles, P. Carrasco, A. Carratalá-Calvo, C. Valero-Barceló, C. Mir, S. Sánchez-Navarro, J. Navas, J.J. Tamarit, I. González-Gallego, L. Bort-Llorca, L. Pérez-Ollero, M. Giner-Valero, R. Monfort-Sáez, J. Nadal-Sayol, V. Pascual-Fuster, M. Martínez-Pérez, C. Riera, M.V. Belda, A. Medina, E. Miralles, M.J. Ramírez-Esplugues, M. Rojo-Furió, G. Mattingley, M.A. Delgado, M.A. Pages, Y. Riofrío, L. Abuomar, N. Blasco-Lafarga, R. Tosca, L. Lizán, A.M. Valcarce, M.D. Medina, S. de Valcárcel, N. Tormo, O. Felipe-Román, S. Lafuente, I.M. Romero-Martínez, F.A. Rodríguez-Lagos, J.V. Crespo, J.L. Llosa, L. González-García, R. Raga-Marí.

Cardiovascular Risk and Nutrition Research Group, Endocrinology Service, Neurosciences Programme, Clinical Research Unit at the Hospital del Mar Medical Research Institute (IMIM), Barcelona. Medicine Departament, Universitat Autònoma de Barcelona, Barcelona, Spain: M. Fitó, O. Castañer, M.A. Muñoz, M.D. Zomeño, A. Hernaéz, L. Torres, M. Quifer, R. Llimona, G Freixer, KA. Pérez-Vega, M. Farràs, R. Elosua, J. Vila, I. Subirana, S. Pérez, A. Goday, J.J. Chillaron Jordan, J.A. Flores Lerroux, D. Benaiges Boix, G. Llauradó, M. Farré, E. Menoyo, A. Aldea-Perona, M. Pérez-Otero, D. Muñoz-Aguayo, S. Gaixas, G. Blanchart, A. Sanllorente, M. Soria, J. Valussi, A. Cuenca, L. Forcano, A. Pastor, A. Boronat, S. Tello, M. Cabañero, L. Franco, H. Schröder, R. De la Torre, C. Medrano, J. Bayó, M.T. García, V. Robledo, P. Babi, E. Canals, N. Soldevila, L. Carrés, C. Roca, M.S. Comas, G. Gasulla, X. Herraiz, A. Martínez, E. Vinyoles, J.M. Verdú, M. Masague Aguade, E. Baltasar Massip, M. López Grau, M. Mengual, V. Moldon, M. Vila Vergaz, R. Cabanes Gómez, Ciurana, M. Gili Riu, A. Palomeras Vidal, F Peñas F, A Raya, M.A. Sebastian, M. Valls, J. Guerrero, M. Marne, E. Minguella, M. Montenegro, A. Sala, M.R. Senan, N. Talens, N. Vera.

Nutritional Epidemiology Unit, Miguel Hernandez University, ISABIAL-FISABIO, Alicante, Spain: J. Vioque, M. García-de-la-Hera, S. Gonzalez-Palacios, L. Torres-Collado, L. Compañ-Gabucio, A. Oncina-Canovas, L. Notario-Barandiaran, D. Orozco-Beltran, S. Pertusa Martínez, A. Asencio, I. Candela-García, J.M. Zazo, D. Vivancos Aparicio, N. Fernández-Brufal, J. Román Maciá, F. Ortiz Díaz, M. García Muñoz, C. Barceló, E. Martínez-García, M Damaj-Hamieh, M.C. Martínez Vergara, M.A. Sempere Pascual, S.J. Miralles Gisbert, A. González Botella, C.M. López García, R. Valls Enguix, N. Gómez Bellvert, V. Martínez Avilés, R. Lloret Macián, A. Pastor Morel, M. Mayor-Llorca, J.J. Ballester Baixauli, G. Notario García, M.A. Belmar-Bueno, E.P. Cases Pérez, C. Tercero Maciá, L.A. Mira Castejón, J. Torregrosa García, C. Pastor Polo, E. Puig Agulló, M.V. Hernández Marsán, M.J. González Fajardo, I. Hervella Durantez, M.C. Latorre Use, A. Bernabé Casanova, F. Medina Ruzafa, E. Robledano, I. Vilanova Martínez, A. Molina Santiago.

Hospital Son Espases (HUSE) and Institute for Health Research Illes Balears (IdISBa), Palma de Mallorca, Spain: M. Fiol, M. Moñino, A. Colom, J. Konieczna, A. Chaplin, M. Morey, L. Prohens, A.M. Galmés-Panadés, E. Rayó, J. Llobera, J. Fernández-Palomeque, E. Fortuny, M. Noris, L. López, X. Rosselló, S. Munuera, F. Tomás, F. Fiol, A. Jover, J.M. Janer, C. Vallespir, I. Mattei, N. Feuerbach, M. del Mar Sureda, S. Vega, L. Quintana, A. Fiol, M. Amador, S. González, J. Coll, A. Moyá, T. Piqué Sistac, M.D. Sanmartín Fernández, M.C. Piña Valls, M.A. Llorente San Martín, J. Pou Bordoy.

Department of Nutrition, Food Sciences, and Physiology, Center for Nutrition Research, University of Navarra, Pamplona, Spain: I. Abete, I. Cantero, C. Cristobo, I. Ibero-Baraibar, M. Zulet, J. Ágreda-Peiró, M.D. Lezáun-Burgui, N. Goñi-Ruiz, R. Bartolomé-Resano, E. Cano-

Cáceres, T. Elcarte-López, E. Echarte-Osacain, B. Pérez-Sanz, I. Blanco-Platero, A. Andueza-Azcárate, A. Gimeno-Aznar, E. Ursúa-Sesma, B. Ojeda-Bilbao, J. Martínez-Jarauta, L. Ugalde-Sarasa, B. Rípodas-Echarte, M.V. Güeto-Rubio, C. Napal-Lecumberri, MD Martínez-Mazo, E Arina-Vergara, A. Parra-Osés, F. Artal-Moneva, F. Bárcena-Amigo, F. Calle-Irastoza, J. Abad-Vicente, J.I. Armendáriz-Artola, P. Iñigo-Cibrian, J. Escribano-Jarauta, J. Ulibarri-delportillo, B. Churio-Beraza, Y. Monzón-Martínez, E. Madoz-Zubillaga, C. Arroniz.

University of Málaga and Institute of Biomedical Research in Malaga (IBIMA), Málaga, Spain: F.J. Barón-López, J.C. Fernández García, N. Pérez-Farinós, N. Moreno-Morales, M. del C. Rodríguez-Martínez, J. Pérez-López, J.C. Benavente-Marín, E. Crespo Oliva, E. Contreras Fernández, F.J. Carmona González, R. Carabaño Moral, S. Torres Moreno, M.V. Martín Ruíz, M. Alcalá Cornide, V. Fuentes Gómez.

Lipids and Atherosclerosis Unit, Department of Internal Medicine, Maimonides Biomedical Research Institute of Cordoba (IMIBIC), Reina Sofia University Hospital, University of Cordoba, Cordoba, Spain: J. López-Miranda, A. Garcia-Rios, J. Criado García, A.I. Jiménez Morales, A. Ortiz Morales, J.D. Torres Peña, F.J. Gómez Delgado, J.F. Alcalá, A. León Acuña, A.P. Arenas Larriva, F. Rodríguez Cantalejo, J. Caballero Villaraso, I. Nieto Eugenio, P. Coronado Carvajal, M.C del Campo Molina, P.J. Peña Orihuela, I. Perez Corral, G. Quintana Navarro.

Department of Internal Medicine, Institut d'Investigacions Biomèdiques August Pi i Sunyer (IDIBAPS), Hospital Clínic, University of Barcelona, Barcelona, Spain: R. Casas, M. Domenech, C. Viñas, S. Castro-Barquero, A.M. Ruiz-León, R. Losno, L. Tarés, A. Jordán, R. Soriano, M. Camafort, C. Sierra, E. Sacanella, A. Sala-Vila, J. M. Cots, I. Sarroca, M. García, N. Bermúdez, A. Pérez, I. Duaso, A. de la Arada, R. Hernández, C. Simón, M.A. de la Poza, I. Gil, M. Vila, C. Iglesias, N. Assens, M. Amatller, LL. Rams, T. Benet, G. Fernández, J. Teruel, A. Azorin, M. Cubells, D. López, J.M. Llovet, M.L. Gómez, P. Climente, L. de Paula, J. Soto, C. Carbonell, C. Llor, X. Abat, A. Cama, M. Fortuny, C. Domingo, A. I. Liberal, T. Martínez, E. Yañez, M. J. Nieto, A. Pérez, E. Lloret, C. Carrazoni, A. M. Belles, C. Olmos, M. Ramentol, M. J. Capell, R. Casas, I. Giner, A. Muñoz, R. Martín, E. Moron, A. Bonillo, G. Sánchez, C. Calbó, J. Pous, M. Massip, Y. García, M.C. Massagué, R. Ibañez, J. Llaona, T. Vidal, N. Vizcay, E. Segura, C. Galindo, M. Moreno, M. Caubet, J. Altirriba, G. Fluxà, P. Toribio, E. Torrent, J. J. Anton, A. Viaplana, G. Veytes, N. Duch, A. Pereira, M. A. Moreno, A. Pérez, E. Sant, J. Gené, H. Calvillo, F. Pont, M. Puig, M. Casasayas, A. Garrich, E. Senar, A. Martínez, I. Boix, E. Sequeira, V. Aragunde, S. Riera, M. Salgado, M. Fuentes, E. Martín, A. Ubieto, F. Pallarés, C. Sala, A. Abilla, S. Moreno, E. Mayor, T. Colom, A. Gaspar, A. Gómez, L. Palacios, R. Garrigosa.

Department of Preventive Medicine and Public Health, University of Granada, Granada, Spain: L. García Molina, B. Riquelme Gallego, N. Cano Ibañez, A. Maldonado Calvo, A. López Maldonado, E.M. Garrido, A. Baena Dominguez, F. García Jiménez, E. Thomas Carazo, A. Jesús Turnes González, F. González Jiménez, F. Padilla Ruiz, J. Machado Santiago, M.D. Martínez Bellón, A. Pueyos Sánchez, L. Arribas Mir, R. Rodríguez Tapioles, F. Dorador Atienza, L. Baena Camus, C. Osorio Martos, D. Rueda Lozano, M. López Alcázar, F. Ramos Díaz, M. Cruz Rosales Sierra, P. Alguacil Cubero, A. López Rodríguez, F. Guerrero García, J. Tormo Molina, F. Ruiz Rodríguez.

Bioaraba Health Research Institute, Cardiovascular, Respiratory and Metabolic Area; Osakidetza Basque Health Service, Araba University Hospital; University of the Basque Country UPV/EHU, Vitoria-Gasteiz, Spain: I. Salaverria, A. Alonso-Gómez, M.C. Belló, L. Tojal, L. Goicolea, C. Sorto, A. Goikoetxea, A. Casi Casanellas, M.L. Arnal Otero, J. Ortueta Martínez De Arbulo, J. Vinagre Morgado, J. Romeo Ollora, J. Urraca, M.I. Sarriegui Carrera, F.J. Toribio, E. Magán, A. Rodríguez, S. Castro Madrid, M.T. Gómez Merino, M. Rodríguez Jiménez, M. Gutiérrez Jodra, B. López Alonso, J. Iturralde Iriso, C. Pascual Romero, A. Izquierdo De La Guerra.

Research Group on Community Nutrition & Oxidative Stress, University of Balearic Islands, Palma de Mallorca, Spain: E. Angullo-Martinez, E. Argelich, M.M. Bibiloni, P.A. Borràs, C. Bouzas, J.M. Gámez, S. García, C. Gómez, I. Llompart, D. Mateos, M. Monserrat-Mesquida, S. Montemayor, A. Pons, M. Quetglas-Llabrés, T. Ripoll, T. Rodríguez, M. Ródenas, A. Sureda, S. Tejada, L. Ugarriza.

Virgen de la Victoria Hospital, University of Málaga, Málaga, Spain: M.R. Bernal López, M. Macías González, J. Ruiz Nava, J.C. Fernández-García, A. Muñoz Garach, A. Vilches Pérez, A. González Banderas, A.V. Alarcón-Martín, M. García Ruiz de Mier, J. Alcaide Torres, A. Vargas Candela, M. León Fernández, R. Hernández Robles, S. Santamaría Fernández, J.M. Marín, A. Gómez-Pérez, M. Damas-Fuentes.

University of Las Palmas de Gran Canaria, Las Palmas, Spain: J. Álvarez-Pérez, E.M. Díaz Benítez, F. Díaz-Collado, A. Sánchez-Villegas, J. Pérez-Cabrera, L.T. Casañas-Quintana, R.B. García-Guerra, I. Bautista-Castaño, C. Ruano-Rodríguez, F. Sarmiento de la Fe, J.A. García-Pastor, B. Macías-Gutiérrez, I. Falcón-Sanabria, C. Simón-García, A.J. Santana-Santana, J.B. Álvarez-Álvarez, B.V. Díaz-González, J.M. Castillo Anzalas, R.E. Sosa-Also, J. Medina-Ponce.

Biomedicine Institute (IBIOMED); University of León, and Primary Health Care Management of León (Sacyl), León, Spain: Biomedicine Institute (IBIOMED); University of León, and Primary Health Care Management of León (Sacyl), León, Spain: S. Abajo Olea, L. Álvarez-Álvarez, M. Rubín García, A. Torres, P. Farias, N. Cubelos, A. Adlbi Sibai,

M. Ajenjo, E. Carriedo Ule, M. Escobar Fernández, J.I. Ferradal García, J.P. Fernández Vázquez, C. González Quintana, F. González Rivero, M. Lavinia Popescu, J.I. López Gil, J. López de la Iglesia, A. Marcos Delgado, C. Merino Acevedo, S. Reguero Celada, M. Rodríguez Bul, E. Fernández Mielgo.

Department of Family Medicine, Distrito Sanitario Atención Primaria Sevilla, Sevilla, Spain: J.M. Santos-Lozano, L. Miró-Moriano, C. Domínguez-Espinaco, S. Vaquero-Díaz, F.J. García-Corte, A. Santos-Calonge, C. Toro-Cortés, N. Pelegrina-López, V. Urbano-Fernández, M. Ortega-Calvo, J. Lozano-Rodríguez, I. Rivera-Benítez, M. Caballero-Valderrama, P. Iglesias-Bonilla, P. Román-Torres, Y. Corchado-Albalat, L. Mellado-Martín.

Department of Endocrinology and Nutrition, Hospital Fundación Jimenez Díaz. Instituto de Investigaciones Biomédicas IISFJD. University Autonoma, Madrid, Spain: A.I. de Cos, S. Gutierrez, S. Artola, A. Galdon, I. Gonzalo.

Lipids and Vascular Risk Unit, Internal Medicine, University Hospital of Bellvitge-IDIBELL, Hospitalet de Llobregat, Barcelona, Spain: X. Pintó, A. Galera, M. Gimenez-Gracia, E. de la Cruz, R. Figueras, M. Poch, R. Freixedas, F. Trias, I. Sarasa, M. Fanlo-Maresma, H. Lafuente, M. Liceran, A. Rodriguez-Sanchez, C. Pallarols, E. Gómez-Sanchez, V. Esteve-Luque, J. Monedero, X. Corbella, E. Corbella.

Department of Endocrinology, IDIBAPS, Hospital Clinic, University of Barcelona, Barcelona, Spain: A. Altés, I. Vinagre, C. Mestre, J. Viaplana, M. Serra, J. Vera, T. Freitas, E. Ortega, I. Pla, R. Olbeyra.

Nutritional Control of the Epigenome Group. Precision Nutrition and Obesity Program, Institute IMDEA-Food, CEI UAM+CSIC, Madrid, Spain: J.M. Ordovás, V. Micó, L. Berninches, L. Díez, M.J. Concejo, J. Muñoz, M. Adrián, Y. de la Fuente, C. Albertos, M.L. Cornejo, C. Cuesta. A. Montero., J. Aroca, B. Cáceres Sánchez, ME. Jiménez Caravera, MA. Aldavero Palacios, S. Conti Fernández, MC. Rodríguez Romero, PJ. Jiménez Pérez, V. Fernández Gutiérrez, R. Baños Morras, C. Gómez Almodóvar, P. González Escobar, AM. Ibarra Sánchez, A. Manzanares Briega M. Renata Muñoz Bieber, J. Muñoz Gutiérrez, L. Santos Larregola, C. Cassinello Espinosa, MC. Molins Santos, JM. Rodríguez Buitrago, E. Sánchez Balsalobre, C. Albertos Carrion, C. Cuesta González, L. González Torres, ME. Villahoz Loureiro, E. Arrebola Vivas, AF. Fernández Garcia, ML. Cornejo Alonso, JA. Romo Martin, L. Carabias Jaen, C. Barbero Macías, MA. Blanca De Miguel Oteo, E. Bartolomé Cobeña, MM. Adrián Sanz, MA. Angel Álvaro Sánchez, MD. Cano Pérez, MP. Lopez Morandeira, A. Montero Costa, E. Robles Fernandez, I. Alba Llacer, J. Aroca Palencia, R. Sanz Merino, MJ. Concejo Carranza, A. Garcia Romero, MC. Gómez Tabera, C. Lesmes Lora, J. Zarco Montejo,

A. Campo Lopez, ME. Collado Correa, MS. Díaz Moreno, B. Doval Segura, RM. Gómez Quiroga, S. Hernando Gómez, MJ. Martínez Sanz, AM. Yunquera Alonso

Division of Preventive Medicine, University of Jaén, Jaén, Spain: J.J. Gaforio, S. Moraleda, N. Liétor, J.I. Peis, T. Ureña, M. Rueda, M.I. Ballesta.

Department of Endocrinology and Nutrition, Hospital Clínico San Carlos, Instituto de Investigación Sanitaria del Hospital Clínico San Carlos (IdISSC), Madrid, España (Spain para internacionales: C. Moreno Lopera, C. Aragonese Isabel, M.A. Sirur Flores, M. Ceballos de Diego, T. Bescos Cáceres, Y. Peña Cereceda, M. Martínez Abad, R. Cabrera Vélez, M. González Cerrajero, M.A. Rubio Herrera, M. Torrego Ellacuría, A. Barabash Bustelo, M. Ortiz Ramos, A. Larrad Sainz.

Table S1. Quintiles of polyphenol intake and serum uric acid levels (standardized β -coefficients [95% Confidence Intervals]).

	Q1	Q2 vs.Q1	Q3 vs.Q1	Q4 vs.Q1	Q5 vs.Q1	P trend
TOTAL POLYPHENOLS						
Men	(ref.)	0.08 (-0.07 to 0.24)	0.04 (-0.11 to 0.2)	-0.01 (-0.17 to 0.15)	0.05 (-0.12 to 0.21)	
Women	(ref.)	-0.11 (-0.25 to 0.03)	-0.11 (-0.25 to 0.04)	-0.12 (-0.27 to 0.03)	-0.11 (-0.27 to 0.04)	
Total	(ref.)	-0.01 (-0.11 to 0.1)	-0.04 (-0.14 to 0.07)	-0.07 (-0.18 to 0.04)	-0.04 (-0.15 to 0.08)	0.370
FLAVONOIDS						
Men	(ref.)	0.09 (-0.06 to 0.25)	0.09 (-0.07 to 0.24)	-0.02 (-0.18 to 0.14)	0.12 (-0.04 to 0.29)	
Women	(ref.)	-0.15 (-0.29 to -0.01)	-0.1 (-0.25 to 0.04)	-0.07 (-0.22 to 0.08)	0 (-0.15 to 0.15)	
Total	(ref.)	-0.03 (-0.14 to 0.07)	-0.01 (-0.12 to 0.1)	-0.06 (-0.17 to 0.05)	0.05 (-0.06 to 0.17)	0.291
Anthocyanins						
Men	(ref.)	-0.09 (-0.24 to 0.06)	-0.12 (-0.28 to 0.03)	-0.05 (-0.2 to 0.11)	0.03 (-0.14 to 0.2)	
Women	(ref.)	-0.1 (-0.25 to 0.04)	0.03 (-0.11 to 0.17)	-0.02 (-0.17 to 0.12)	0.06 (-0.1 to 0.22)	
Total	(ref.)	-0.1 (-0.21 to 0.01)	-0.05 (-0.16 to 0.05)	-0.04 (-0.15 to 0.07)	0.05 (-0.07 to 0.17)	0.110
Chalcones						
Men	(ref.)	0.17 (0.02 to 0.32)	-0.05 (-0.21 to 0.1)	0.15 (-0.01 to 0.3)	0.08 (-0.09 to 0.24)	
Women	(ref.)	0.09 (-0.05 to 0.24)	0.05 (-0.09 to 0.2)	0.13 (-0.02 to 0.28)	0.04 (-0.12 to 0.19)	
Total	(ref.)	0.14 (0.03 to 0.24)	0 (-0.11 to 0.11)	0.14 (0.03 to 0.25)	0.06 (-0.05 to 0.18)	0.564
Dihydrochalcones						
Men	(ref.)	0.11 (-0.04 to 0.27)	0 (-0.15 to 0.16)	0.09 (-0.07 to 0.25)	0.1 (-0.07 to 0.26)	
Women	(ref.)	0 (-0.14 to 0.15)	0 (-0.14 to 0.15)	-0.09 (-0.24 to 0.06)	-0.01 (-0.16 to 0.14)	
Total	(ref.)	0.06 (-0.05 to 0.16)	-0.01 (-0.11 to 0.1)	0 (-0.11 to 0.11)	0.03 (-0.08 to 0.14)	0.906
Dihydroflavonols						
Men	(ref.)	-0.06 (-0.21 to 0.1)	-0.23 (-0.39 to -0.08)	-0.04 (-0.19 to 0.12)	-0.1 (-0.28 to 0.08)	
Women	(ref.)	0.07 (-0.07 to 0.21)	0.12 (-0.03 to 0.26)	0.17 (0.02 to 0.31)	0.05 (-0.12 to 0.21)	
Total	(ref.)	-0.01 (-0.11 to 0.1)	-0.07 (-0.18 to 0.03)	0.05 (-0.06 to 0.16)	-0.02 (-0.14 to 0.1)	0.965
Flavan3ols						
Men	(ref.)	-0.16 (-0.32 to -0.01)	-0.06 (-0.21 to 0.1)	0.02 (-0.14 to 0.18)	-0.04 (-0.21 to 0.12)	
Women	(ref.)	-0.12 (-0.27 to 0.02)	-0.02 (-0.17 to 0.12)	0.03 (-0.12 to 0.17)	-0.01 (-0.16 to 0.13)	
Total	(ref.)	-0.15 (-0.25 to -0.04)	-0.05 (-0.15 to 0.06)	0.02 (-0.09 to 0.13)	-0.03 (-0.15 to 0.08)	0.478
Flavanones						
Men	(ref.)	0 (-0.15 to 0.15)	-0.05 (-0.2 to 0.11)	-0.02 (-0.18 to 0.14)	-0.1 (-0.26 to 0.06)	
Women	(ref.)	0.02 (-0.12 to 0.17)	0 (-0.14 to 0.15)	-0.04 (-0.19 to 0.1)	0.04 (-0.11 to 0.19)	
Total	(ref.)	0.01 (-0.09 to 0.12)	-0.02 (-0.13 to 0.08)	-0.03 (-0.14 to 0.08)	-0.04 (-0.15 to 0.07)	0.373
Flavones						
Men	(ref.)	-0.11 (-0.26 to 0.04)	-0.03 (-0.19 to 0.12)	-0.01 (-0.17 to 0.15)	0.01 (-0.15 to 0.17)	
Women	(ref.)	0.11 (-0.03 to 0.25)	-0.06 (-0.2 to 0.09)	0.03 (-0.11 to 0.18)	-0.05 (-0.2 to 0.09)	
Total	(ref.)	0 (-0.11 to 0.1)	-0.04 (-0.15 to 0.06)	0.01 (-0.1 to 0.11)	-0.02 (-0.13 to 0.09)	0.832
Flavonols						
Men	(ref.)	0.08 (-0.08 to 0.23)	0.07 (-0.08 to 0.23)	0.12 (-0.04 to 0.28)	0.18 (0.01 to 0.35)	
Women	(ref.)	0.04 (-0.1 to 0.18)	0.15 (0.01 to 0.3)	0.05 (-0.1 to 0.2)	0.04 (-0.11 to 0.2)	
Total	(ref.)	0.05 (-0.06 to 0.15)	0.1 (-0.01 to 0.21)	0.07 (-0.04 to 0.18)	0.11 (0 to 0.23)	0.086
Isoflavonoids						
Men	(ref.)	0.17 (0.02 to 0.32)	-0.05 (-0.21 to 0.1)	0.15 (-0.01 to 0.3)	0.08 (-0.09 to 0.24)	
Women	(ref.)	0.09 (-0.05 to 0.24)	0.05 (-0.09 to 0.2)	0.13 (-0.02 to 0.28)	0.04 (-0.12 to 0.19)	
Total	(ref.)	0.14 (0.03 to 0.24)	0 (-0.11 to 0.11)	0.14 (0.03 to 0.25)	0.06 (-0.05 to 0.18)	0.564
Proanthocyanidins						
Men	(ref.)	0.03 (-0.13 to 0.18)	-0.01 (-0.16 to 0.15)	0 (-0.16 to 0.16)	0.07 (-0.08 to 0.23)	
Women	(ref.)	-0.1 (-0.24 to 0.04)	0.03 (-0.12 to 0.17)	-0.02 (-0.16 to 0.13)	-0.07 (-0.21 to 0.07)	
Total	(ref.)	-0.04 (-0.14 to 0.07)	0.01 (-0.1 to 0.11)	-0.01 (-0.12 to 0.1)	0 (-0.11 to 0.1)	0.864
LIGNANS						
Men	(ref.)	-0.09 (-0.25 to 0.06)	-0.12 (-0.28 to 0.03)	-0.12 (-0.28 to 0.04)	-0.16 (-0.32 to 0.01)	
Women	(ref.)	0.01 (-0.14 to 0.15)	0.12 (-0.03 to 0.26)	0.05 (-0.1 to 0.2)	0.17 (0.02 to 0.32)	
Total	(ref.)	-0.04 (-0.15 to 0.06)	-0.01 (-0.12 to 0.1)	-0.05 (-0.16 to 0.06)	0 (-0.12 to 0.11)	0.971
STILBENES						
Men	(ref.)	-0.03 (-0.18 to 0.12)	-0.17 (-0.32 to -0.01)	-0.04 (-0.19 to 0.12)	-0.1 (-0.28 to 0.09)	
Women	(ref.)	0.06 (-0.09 to 0.2)	0.1 (-0.04 to 0.25)	0.13 (-0.02 to 0.27)	0.07 (-0.09 to 0.24)	
Total	(ref.)	0 (-0.11 to 0.1)	-0.04 (-0.15 to 0.06)	0.03 (-0.07 to 0.14)	-0.01 (-0.13 to 0.12)	0.908
PHENOLIC ACIDS						
Men	(ref.)	0 (-0.15 to 0.16)	-0.03 (-0.18 to 0.12)	0.1 (-0.06 to 0.25)	-0.04 (-0.2 to 0.11)	
Women	(ref.)	0.04 (-0.11 to 0.18)	0.03 (-0.12 to 0.17)	-0.11 (-0.25 to 0.03)	-0.28 (-0.42 to -0.14)	
Total	(ref.)	0.02 (-0.09 to 0.12)	-0.02 (-0.12 to 0.09)	-0.01 (-0.12 to 0.09)	-0.17 (-0.27 to -0.06)	0.001
Hydroxyphenylacetic acids						

Men	(ref.)	-0.01 (-0.16 to 0.14)	0 (-0.15 to 0.16)	0.04 (-0.12 to 0.19)	-0.01 (-0.17 to 0.14)	
Women	(ref.)	0.11 (-0.03 to 0.25)	0.13 (-0.02 to 0.27)	0.1 (-0.04 to 0.25)	0.21 (0.07 to 0.35)	
Total	(ref.)	0.06 (-0.05 to 0.16)	0.06 (-0.04 to 0.17)	0.07 (-0.04 to 0.18)	0.1 (-0.01 to 0.2)	0.114
Hydroxyphenylpropanoic acids						
Men	(ref.)	-0.15 (-0.31 to 0)	-0.01 (-0.17 to 0.14)	-0.01 (-0.16 to 0.14)	-0.08 (-0.24 to 0.07)	
Women	(ref.)	0.09 (-0.05 to 0.23)	0.16 (0.01 to 0.3)	0.06 (-0.08 to 0.2)	0.19 (0.04 to 0.33)	
Total	(ref.)	-0.04 (-0.14 to 0.07)	0.07 (-0.04 to 0.17)	0.02 (-0.08 to 0.13)	0.04 (-0.06 to 0.15)	0.305
Hydroxybenzoicacids						
Men	(ref.)	0.19 (0.03 to 0.34)	0.03 (-0.13 to 0.18)	0.05 (-0.11 to 0.21)	0.2 (0.03 to 0.38)	
Women	(ref.)	0.02 (-0.13 to 0.16)	0.15 (0.01 to 0.3)	0.14 (-0.01 to 0.28)	0.08 (-0.07 to 0.24)	
Total	(ref.)	0.1 (0 to 0.21)	0.09 (-0.02 to 0.19)	0.09 (-0.02 to 0.2)	0.14 (0.02 to 0.26)	0.048
Hydroxycinnamicacids						
Men	(ref.)	-0.01 (-0.17 to 0.14)	0 (-0.15 to 0.16)	0.12 (-0.04 to 0.27)	-0.1 (-0.26 to 0.05)	
Women	(ref.)	0.15 (0.01 to 0.29)	-0.02 (-0.16 to 0.12)	-0.08 (-0.22 to 0.07)	-0.28 (-0.42 to -0.14)	
Total	(ref.)	0.06 (-0.04 to 0.17)	-0.02 (-0.13 to 0.08)	0.01 (-0.09 to 0.12)	-0.19 (-0.3 to -0.09)	0.000
OTHERS						
Men	(ref.)	-0.02 (-0.18 to 0.13)	0.02 (-0.14 to 0.17)	-0.04 (-0.19 to 0.11)	-0.03 (-0.18 to 0.12)	
Women	(ref.)	0.01 (-0.14 to 0.15)	0.02 (-0.12 to 0.16)	0.01 (-0.14 to 0.15)	-0.01 (-0.16 to 0.13)	
Total	(ref.)	-0.01 (-0.12 to 0.09)	0.01 (-0.09 to 0.12)	-0.03 (-0.13 to 0.08)	-0.03 (-0.13 to 0.08)	0.559
Alkylmethoxyphenols						
Men	(ref.)	0.12 (-0.03 to 0.27)	0.07 (-0.09 to 0.22)	-0.02 (-0.18 to 0.13)	-0.09 (-0.24 to 0.07)	
Women	(ref.)	0.08 (-0.06 to 0.22)	0 (-0.15 to 0.14)	-0.05 (-0.19 to 0.09)	-0.31 (-0.45 to -0.16)	
Total	(ref.)	0.09 (-0.01 to 0.19)	0.02 (-0.08 to 0.13)	-0.05 (-0.16 to 0.05)	-0.2 (-0.31 to -0.1)	0.000
Alkylphenols						
Men	(ref.)	0.01 (-0.15 to 0.16)	-0.13 (-0.29 to 0.03)	-0.02 (-0.18 to 0.13)	-0.04 (-0.2 to 0.11)	
Women	(ref.)	-0.04 (-0.19 to 0.1)	0.01 (-0.13 to 0.15)	-0.04 (-0.18 to 0.1)	-0.16 (-0.3 to -0.01)	
Total	(ref.)	-0.02 (-0.13 to 0.08)	-0.07 (-0.18 to 0.04)	-0.05 (-0.16 to 0.06)	-0.11 (-0.21 to 0)	0.069
Furanocoumarins						
Men	(ref.)	0.04 (-0.12 to 0.19)	0.04 (-0.12 to 0.19)	0.13 (-0.02 to 0.28)	0.04 (-0.12 to 0.2)	
Women	(ref.)	0.09 (-0.05 to 0.24)	0.11 (-0.04 to 0.25)	0.08 (-0.06 to 0.22)	0.1 (-0.05 to 0.24)	
Total	(ref.)	0.07 (-0.04 to 0.17)	0.07 (-0.03 to 0.18)	0.11 (0.01 to 0.22)	0.08 (-0.03 to 0.19)	0.367
Hydroxybenzaldehydes						
Men	(ref.)	-0.05 (-0.2 to 0.11)	-0.11 (-0.27 to 0.04)	-0.09 (-0.25 to 0.07)	-0.07 (-0.26 to 0.12)	
Women	(ref.)	0.08 (-0.06 to 0.22)	0.08 (-0.06 to 0.22)	0.12 (-0.03 to 0.26)	0.1 (-0.07 to 0.26)	
Total	(ref.)	0 (-0.1 to 0.11)	-0.03 (-0.14 to 0.08)	-0.01 (-0.11 to 0.1)	0.01 (-0.11 to 0.13)	0.854
Hydroxybenzoketones						
Men	(ref.)	0.17 (0.02 to 0.32)	-0.05 (-0.21 to 0.1)	0.15 (-0.01 to 0.3)	0.08 (-0.09 to 0.24)	
Women	(ref.)	0.09 (-0.05 to 0.24)	0.05 (-0.09 to 0.2)	0.13 (-0.02 to 0.28)	0.04 (-0.12 to 0.19)	
Total	(ref.)	0.14 (0.03 to 0.24)	0 (-0.11 to 0.11)	0.14 (0.03 to 0.25)	0.06 (-0.05 to 0.18)	0.564
Hydroxycoumarins						
Men	(ref.)	0.08 (-0.07 to 0.23)	0.07 (-0.08 to 0.22)	0.11 (-0.05 to 0.26)	0.08 (-0.09 to 0.25)	
Women	(ref.)	0 (-0.14 to 0.15)	0.1 (-0.05 to 0.24)	0.08 (-0.07 to 0.23)	0.05 (-0.1 to 0.21)	
Total	(ref.)	0.04 (-0.06 to 0.15)	0.08 (-0.02 to 0.19)	0.1 (-0.01 to 0.21)	0.08 (-0.03 to 0.2)	0.193
Methoxyphenols						
Men	(ref.)	-0.04 (-0.19 to 0.11)	0.05 (-0.1 to 0.21)	-0.05 (-0.2 to 0.1)	-0.15 (-0.31 to 0)	
Women	(ref.)	0.09 (-0.05 to 0.23)	-0.03 (-0.17 to 0.11)	-0.02 (-0.16 to 0.12)	-0.31 (-0.45 to -0.17)	
Total	(ref.)	0.02 (-0.09 to 0.12)	0 (-0.1 to 0.1)	-0.05 (-0.15 to 0.06)	-0.24 (-0.34 to -0.13)	0.000
Naphthoquinones						
Men	(ref.)	0.1 (-0.05 to 0.26)	0.1 (-0.05 to 0.26)	0.09 (-0.06 to 0.25)	0.12 (-0.04 to 0.27)	
Women	(ref.)	0.05 (-0.09 to 0.2)	0.07 (-0.08 to 0.21)	0.06 (-0.09 to 0.2)	0.12 (-0.03 to 0.26)	
Total	(ref.)	0.08 (-0.03 to 0.18)	0.07 (-0.04 to 0.18)	0.07 (-0.04 to 0.18)	0.1 (-0.01 to 0.21)	0.216
Tyrosols						
Men	(ref.)	-0.09 (-0.25 to 0.06)	0.05 (-0.1 to 0.21)	0 (-0.15 to 0.16)	-0.06 (-0.22 to 0.09)	
Women	(ref.)	0.09 (-0.05 to 0.23)	0.1 (-0.05 to 0.24)	0.07 (-0.08 to 0.21)	0.18 (0.04 to 0.33)	
Total	(ref.)	0 (-0.11 to 0.1)	0.08 (-0.02 to 0.19)	0.03 (-0.08 to 0.14)	0.06 (-0.05 to 0.16)	0.268
Other polyphenols						
Men	(ref.)	0.06 (-0.09 to 0.21)	0.2 (0.05 to 0.35)	0.11 (-0.04 to 0.27)	0.18 (0.02 to 0.33)	
Women	(ref.)	-0.02 (-0.16 to 0.12)	0.05 (-0.09 to 0.19)	0.15 (0.01 to 0.29)	0.02 (-0.13 to 0.16)	
Total	(ref.)	0.02 (-0.08 to 0.13)	0.13 (0.03 to 0.24)	0.13 (0.03 to 0.24)	0.1 (-0.01 to 0.2)	0.040

Linear regression analysis evaluating the associations between classes and subclasses of polyphenol intake and serum uric acid levels (standardized β -coefficients [95% Confidence Intervals]).

Models were adjusted for age, sex, education level (primary, secondary or university/graduate), BMI (kg/m²), diabetes (yes/no), physical activity (METs.min/week), antihyperuricemic agents [including allopurinol, oxipurinol, pythic acid, febuxostat, probenecid, sulfipyrazone, phenylbutazone, benzobromanone (yes/no)], nephropathy (yes/no), smoking habit (yes/no), alcohol consumption (g/day), basal intake of different food groups [fruits, vegetables, meat and fish (g/day)], recruiting centre, intervention group and cluster.

Table S2. Quintiles of polyphenol intake and hyperuricemia (Prevalence Ratio (PR) [95% Confidence Intervals]).

	Q1	PR Q2vs.Q1	IC95%	PR Q3vs.Q1	IC95%	PR Q4vs.Q1	IC95%	PR Q5vs.Q1	IC95%	P trend	
TOTAL POLYPHENOLS											
Men	(ref.)	1.10	0.91 1.32	1.06	0.87 1.28	1.05	0.86 1.27	1.02	0.84 1.24		
Women	(ref.)	0.91	0.75 1.11	0.92	0.75 1.12	0.93	0.76 1.14	1.00	0.81 1.23		
Total	(ref.)	1.01	0.88 1.16	0.98	0.85 1.12	0.98	0.85 1.13	1.01	0.87 1.16	0.996	
FLAVONOIDS											
Men	(ref.)	1.14	0.95 1.38	1.12	0.93 1.36	1.05	0.86 1.28	1.10	0.90 1.35		
Women	(ref.)	0.88	0.72 1.08	0.92	0.75 1.13	0.99	0.81 1.22	1.06	0.86 1.30		
Total	(ref.)	1.01	0.88 1.15	1.02	0.89 1.17	1.01	0.88 1.17	1.07	0.93 1.24	0.314	
Anthocyanins											
Men	(ref.)	1.07	0.89 1.29	0.97	0.80 1.18	1.04	0.86 1.26	1.02	0.84 1.25		
Women	(ref.)	0.89	0.73 1.09	1.09	0.90 1.33	0.91	0.75 1.12	1.00	0.81 1.24		
Total	(ref.)	0.98	0.86 1.13	1.03	0.90 1.18	0.98	0.85 1.12	1.02	0.88 1.18	0.735	
Chalcones											
Men	(ref.)	1.07	0.88 1.28	0.86	0.71 1.05	1.12	0.93 1.35	1.02	0.84 1.24		
Women	(ref.)	1.05	0.86 1.27	1.01	0.83 1.24	1.11	0.91 1.35	0.96	0.78 1.19		
Total	(ref.)	1.06	0.93 1.21	0.93	0.81 1.07	1.12	0.97 1.28	1.00	0.87 1.16	0.900	
Dihydrochalcones											
Men	(ref.)	1.10	0.91 1.32	1.09	0.90 1.31	1.06	0.87 1.29	1.14	0.93 1.39		
Women	(ref.)	0.98	0.81 1.19	1.01	0.83 1.23	0.88	0.72 1.09	0.92	0.75 1.14		
Total	(ref.)	1.03	0.91 1.18	1.04	0.91 1.19	0.97	0.84 1.11	1.01	0.88 1.17	0.747	
Dihydroflavonols											
Men	(ref.)	1.05	0.87 1.26	0.89	0.74 1.09	0.99	0.82 1.20	0.95	0.77 1.17		
Women	(ref.)	1.04	0.85 1.28	1.15	0.94 1.41	1.18	0.97 1.45	1.00	0.80 1.25		
Total	(ref.)	1.03	0.90 1.18	1.00	0.86 1.14	1.07	0.93 1.23	0.98	0.85 1.15	0.812	
Flavan3ols											
Men	(ref.)	0.96	0.79 1.16	0.98	0.81 1.19	1.06	0.88 1.28	1.01	0.84 1.23		
Women	(ref.)	0.90	0.74 1.10	0.96	0.79 1.17	1.05	0.87 1.28	0.96	0.78 1.17		
Total	(ref.)	0.93	0.81 1.07	0.97	0.84 1.11	1.05	0.92 1.20	0.98	0.85 1.13	0.694	
Flavanones											
Men	(ref.)	0.98	0.81 1.17	0.94	0.78 1.14	0.94	0.77 1.13	0.93	0.76 1.12		
Women	(ref.)	1.04	0.85 1.27	1.01	0.82 1.23	0.98	0.80 1.21	1.05	0.85 1.28		
Total	(ref.)	1.00	0.88 1.15	0.97	0.85 1.11	0.95	0.83 1.10	0.97	0.85 1.12	0.678	
Flavones											
Men	(ref.)	0.92	0.77 1.11	0.95	0.79 1.14	0.98	0.81 1.18	1.01	0.83 1.21		
Women	(ref.)	1.09	0.90 1.32	0.90	0.74 1.11	1.02	0.84 1.25	1.04	0.85 1.27		
Total	(ref.)	1.00	0.87 1.14	0.93	0.81 1.06	0.99	0.87 1.14	1.02	0.89 1.17	0.614	
Flavonols											
Men	(ref.)	1.07	0.88 1.29	1.13	0.94 1.37	1.11	0.91 1.36	1.11	0.91 1.37		
Women	(ref.)	1.09	0.90 1.33	1.09	0.89 1.33	1.00	0.81 1.23	1.01	0.81 1.25		
Total	(ref.)	1.07	0.93 1.22	1.10	0.96 1.26	1.04	0.90 1.20	1.06	0.91 1.23	0.717	
Isoflavonoids											
Men	(ref.)	1.07	0.88 1.28	0.86	0.71 1.05	1.12	0.93 1.35	1.02	0.84 1.24		
Women	(ref.)	1.05	0.86 1.27	1.01	0.83 1.24	1.11	0.91 1.35	0.96	0.78 1.19		
Total	(ref.)	1.06	0.93 1.21	0.93	0.81 1.07	1.12	0.97 1.28	1.00	0.87 1.16	0.900	
Proanthocyanidins											
Men	(ref.)	1.11	0.92 1.33	1.08	0.89 1.30	1.08	0.90 1.31	1.05	0.87 1.27		
Women	(ref.)	0.87	0.71 1.06	1.08	0.89 1.31	0.95	0.78 1.17	0.98	0.80 1.20		
Total	(ref.)	0.99	0.87 1.14	1.07	0.94 1.23	1.02	0.89 1.17	1.01	0.88 1.16	0.932	
LIGNANS											
Men	(ref.)	0.93	0.78 1.11	0.88	0.73 1.06	0.88	0.73 1.07	0.88	0.72 1.08		
Women	(ref.)	0.97	0.80 1.19	1.12	0.92 1.37	0.94	0.76 1.16	1.14	0.92 1.40		
Total	(ref.)	0.95	0.83 1.09	0.99	0.86 1.13	0.90	0.78 1.04	0.99	0.86 1.15	0.838	
STILBENES											
Men	(ref.)	1.06	0.88 1.28	0.97	0.80 1.18	1.01	0.84 1.22	0.96	0.77 1.19		
Women	(ref.)	1.03	0.84 1.26	1.11	0.90 1.36	1.13	0.92 1.39	1.03	0.82 1.30		
Total	(ref.)	1.04	0.90 1.19	1.02	0.89 1.18	1.06	0.92 1.22	1.01	0.86 1.18	0.970	
PHENOLIC ACIDS											
Men	(ref.)	1.00	0.83 1.20	0.97	0.80 1.16	1.11	0.93 1.33	0.85	0.70 1.03		
Women	(ref.)	1.00	0.83 1.21	0.99	0.82 1.20	0.86	0.71 1.06	0.79	0.64	0.97	
Total	(ref.)	1.00	0.88 1.14	0.97	0.85 1.11	0.99	0.86 1.13	0.82	0.71	0.95	0.006
Hydroxyphenylacetic acids											
Men	(ref.)	0.96	0.79 1.15	1.01	0.83 1.21	1.05	0.87 1.26	1.02	0.85 1.23		
Women	(ref.)	1.06	0.86 1.30	1.14	0.93 1.40	1.01	0.82 1.25	1.15	0.94 1.41		
Total	(ref.)	1.01	0.88 1.16	1.07	0.93 1.23	1.04	0.91 1.19	1.09	0.95 1.24	0.236	
Hydroxyphenylpropanoic acids											
Men	(ref.)	0.85	0.70 1.03	1.02	0.85 1.23	1.00	0.83 1.19	0.99	0.83 1.19		
Women	(ref.)	1.10	0.90 1.34	1.24	1.02	1.51	1.00	0.82 1.24	1.16	0.96 1.42	

Total	(ref.)	0.95	0.83	1.10	1.12	0.98	1.28	1.00	0.87	1.14	1.07	0.93	1.22	0.329
Hydroxybenzoicacids														
Men	(ref.)	1.19	0.98	1.43	1.13	0.93	1.37	1.02	0.83	1.24	1.21	0.98	1.50	
Women	(ref.)	0.96	0.79	1.18	1.12	0.92	1.36	0.95	0.77	1.17	1.03	0.84	1.28	
Total	(ref.)	1.08	0.94	1.24	1.12	0.98	1.29	0.98	0.85	1.14	1.12	0.97	1.30	0.377
Hydroxycinnamicacids														
Men	(ref.)	1.05	0.88	1.26	1.04	0.87	1.25	1.09	0.91	1.31	0.86	0.71	1.04	
Women	(ref.)	1.09	0.90	1.31	0.93	0.77	1.13	0.90	0.73	1.09	0.78	0.64	0.96	
Total	(ref.)	1.07	0.94	1.22	0.98	0.86	1.12	0.99	0.87	1.13	0.82	0.71	0.95	0.001
OTHERS														
Men	(ref.)	0.96	0.80	1.16	1.05	0.87	1.26	0.99	0.83	1.20	1.03	0.86	1.24	
Women	(ref.)	1.10	0.90	1.34	0.99	0.81	1.21	1.00	0.82	1.22	1.16	0.96	1.41	
Total	(ref.)	1.02	0.89	1.17	1.01	0.88	1.16	0.99	0.86	1.14	1.08	0.95	1.24	0.297
Alkylmethoxyphenols														
Men	(ref.)	1.07	0.89	1.28	1.00	0.84	1.21	0.97	0.81	1.17	0.87	0.71	1.05	
Women	(ref.)	1.01	0.83	1.22	0.99	0.82	1.20	0.94	0.78	1.14	0.74	0.60	0.91	
Total	(ref.)	1.03	0.91	1.18	0.99	0.87	1.13	0.95	0.83	1.08	0.80	0.70	0.92	0.000
Alkylphenols														
Men	(ref.)	1.07	0.89	1.29	0.92	0.75	1.12	1.02	0.85	1.23	1.00	0.83	1.21	
Women	(ref.)	0.88	0.72	1.08	1.08	0.89	1.30	0.93	0.76	1.14	0.95	0.78	1.16	
Total	(ref.)	0.98	0.86	1.12	0.99	0.87	1.14	0.97	0.84	1.11	0.97	0.85	1.12	0.723
Furanocoumarins														
Men	(ref.)	1.07	0.88	1.29	1.07	0.88	1.29	1.19	0.99	1.43	1.07	0.88	1.30	
Women	(ref.)	1.10	0.90	1.33	1.18	0.97	1.43	1.00	0.81	1.22	1.03	0.84	1.27	
Total	(ref.)	1.08	0.95	1.24	1.12	0.98	1.29	1.10	0.96	1.26	1.06	0.92	1.23	0.818
Hydroxybenzaldehydes														
Men	(ref.)	1.03	0.85	1.24	0.98	0.81	1.19	0.98	0.80	1.18	0.96	0.77	1.19	
Women	(ref.)	1.03	0.85	1.26	1.04	0.85	1.27	0.98	0.80	1.21	1.06	0.85	1.32	
Total	(ref.)	1.02	0.89	1.17	1.00	0.87	1.15	0.97	0.84	1.11	1.01	0.87	1.18	0.963
Hydroxybenzoketones														
Men	(ref.)	1.07	0.88	1.28	0.86	0.71	1.05	1.12	0.93	1.35	1.02	0.84	1.24	
Women	(ref.)	1.05	0.86	1.27	1.01	0.83	1.24	1.11	0.91	1.35	0.96	0.78	1.19	
Total	(ref.)	1.06	0.93	1.21	0.93	0.81	1.07	1.12	0.97	1.28	1.00	0.87	1.16	0.900
Hydroxycoumarins														
Men	(ref.)	1.04	0.86	1.26	0.94	0.77	1.14	1.16	0.96	1.39	1.10	0.90	1.35	
Women	(ref.)	0.95	0.78	1.17	1.04	0.85	1.27	1.04	0.85	1.27	0.95	0.77	1.18	
Total	(ref.)	1.00	0.87	1.14	0.98	0.86	1.13	1.11	0.97	1.27	1.05	0.91	1.21	0.312
Methoxyphenols														
Men	(ref.)	1.02	0.85	1.22	1.04	0.87	1.24	1.01	0.84	1.21	0.84	0.69	1.02	
Women	(ref.)	1.05	0.87	1.26	0.96	0.79	1.16	0.95	0.78	1.15	0.75	0.61	0.92	
Total	(ref.)	1.04	0.91	1.18	0.99	0.87	1.13	0.97	0.85	1.11	0.79	0.69	0.91	0.000
Naphthoquinones														
Men	(ref.)	1.01	0.84	1.22	1.06	0.88	1.28	1.03	0.86	1.25	1.09	0.90	1.32	
Women	(ref.)	1.05	0.87	1.28	1.01	0.83	1.24	1.04	0.85	1.26	1.07	0.87	1.30	
Total	(ref.)	1.03	0.90	1.17	1.03	0.89	1.18	1.03	0.90	1.18	1.06	0.92	1.22	0.444
Tyrosols														
Men	(ref.)	0.87	0.72	1.05	1.01	0.84	1.22	1.02	0.85	1.22	0.99	0.82	1.19	
Women	(ref.)	1.05	0.86	1.29	1.09	0.89	1.33	1.02	0.83	1.25	1.13	0.92	1.38	
Total	(ref.)	0.95	0.83	1.09	1.06	0.92	1.21	1.02	0.89	1.16	1.05	0.92	1.21	0.294
Otherpolyphenols														
Men	(ref.)	1.12	0.92	1.35	1.19	0.99	1.43	1.11	0.92	1.34	1.12	0.93	1.36	
Women	(ref.)	0.99	0.81	1.20	1.05	0.86	1.27	1.11	0.91	1.34	0.99	0.81	1.21	
Total	(ref.)	1.05	0.92	1.21	1.13	0.99	1.29	1.11	0.97	1.27	1.06	0.93	1.22	0.442

Cox regression models with constant follow-up time were performed to assess prevalence ratios (PR) and 95% confidence intervals of hyperuricemia according to quintiles of the intake of energy-adjusted total polyphenols and their classes and subclasses.

Models were adjusted for age, sex, education level (primary, secondary or university/graduate), BMI (kg/m²), diabetes (yes/no), physical activity (METs.min/week), antihyperuricemic agents [including allopurinol, oxipurinol, pythic acid, febuxostat, probenecid, sulfipyrazone, phenylbutazone, benzobromanone (yes/no)], nephropathy (yes/no), smoking habit (yes/no), alcohol consumption (g/day), basal intake of different food groups [fruits, vegetables, meat and fish (g/day)], recruiting centre, intervention group and cluster.

Table S3. Quintiles of polyphenol intake and hyperuricemia (Odds Ratio (OR) [95% Confidence Intervals]).

		OR			OR			OR			OR			
	Q1	Q2vs.Q1	IC95%	Q3vs.Q1	IC95%	Q4vs.Q1	IC95%	Q5vs.Q1	IC95%	Q5vs.Q1	IC95%	P trend		
TOTAL POLYPHENOLS														
Men	(ref.)	1.16	0.92 1.47	1.09	0.86 1.38	1.07	0.84 1.37	1.02	0.80 1.31	1.02	0.80 1.31	0.887		
Women	(ref.)	0.87	0.68 1.11	0.87	0.68 1.12	0.89	0.69 1.15	1.00	0.77 1.30	1.00	0.77 1.30	0.906		
Total	(ref.)	1.01	0.86 1.20	0.97	0.82 1.15	0.97	0.82 1.16	1.01	0.84 1.21	1.01	0.84 1.21	0.909		
FLAVONOIDS														
Men	(ref.)	1.24	0.98 1.57	1.20	0.94 1.52	1.08	0.84 1.38	1.16	0.90 1.49	1.16	0.90 1.49	0.615		
Women	(ref.)	0.83	0.65 1.06	0.88	0.69 1.13	0.99	0.77 1.27	1.09	0.85 1.41	1.09	0.85 1.41	0.235		
Total	(ref.)	1.01	0.85 1.20	1.03	0.87 1.22	1.02	0.85 1.21	1.11	0.93 1.33	1.11	0.93 1.33	0.275		
Anthocyanins														
Men	(ref.)	1.10	0.87 1.39	0.95	0.75 1.20	1.06	0.83 1.34	1.03	0.79 1.33	1.03	0.79 1.33	0.971		
Women	(ref.)	0.84	0.66 1.08	1.15	0.90 1.47	0.87	0.68 1.12	1.00	0.77 1.31	1.00	0.77 1.31	0.912		
Total	(ref.)	0.97	0.82 1.15	1.05	0.88 1.24	0.96	0.81 1.14	1.03	0.86 1.24	1.03	0.86 1.24	0.811		
Chalcones														
Men	(ref.)	1.10	0.87 1.39	0.79	0.62 1.01	1.19	0.94 1.51	1.02	0.80 1.31	1.02	0.80 1.31	0.678		
Women	(ref.)	1.07	0.84 1.36	1.02	0.79 1.31	1.17	0.91 1.50	0.93	0.71 1.21	0.93	0.71 1.21	0.943		
Total	(ref.)	1.09	0.92 1.29	0.90	0.76 1.07	1.18	1.00 1.40	1.00	0.83 1.19	1.00	0.83 1.19	0.666		
Dihydrochalcones														
Men	(ref.)	1.17	0.92 1.48	1.15	0.90 1.46	1.10	0.86 1.41	1.23	0.96 1.58	1.23	0.96 1.58	0.222		
Women	(ref.)	0.97	0.76 1.23	1.01	0.79 1.29	0.82	0.64 1.07	0.89	0.69 1.15	0.89	0.69 1.15	0.195		
Total	(ref.)	1.06	0.89 1.25	1.06	0.90 1.26	0.95	0.80 1.13	1.03	0.86 1.23	1.03	0.86 1.23	0.810		
Dihydroflavonols														
Men	(ref.)	1.08	0.85 1.36	0.84	0.66 1.07	0.98	0.77 1.24	0.90	0.68 1.19	0.90	0.68 1.19	0.327		
Women	(ref.)	1.06	0.83 1.36	1.24	0.96 1.59	1.29	1.00 1.66	0.97	0.73 1.29	0.97	0.73 1.29	0.421		
Total	(ref.)	1.05	0.88 1.24	0.99	0.83 1.18	1.10	0.93 1.31	0.96	0.79 1.17	0.96	0.79 1.17	0.955		
Flavan3ols														
Men	(ref.)	0.94	0.74 1.19	0.97	0.76 1.23	1.09	0.86 1.38	1.02	0.79 1.30	1.02	0.79 1.30	0.525		
Women	(ref.)	0.85	0.66 1.09	0.94	0.73 1.20	1.08	0.85 1.39	0.93	0.72 1.19	0.93	0.72 1.19	0.759		
Total	(ref.)	0.89	0.75 1.06	0.95	0.80 1.12	1.08	0.91 1.28	0.97	0.81 1.15	0.97	0.81 1.15	0.556		
Flavanones														
Men	(ref.)	0.97	0.77 1.22	0.91	0.72 1.16	0.90	0.71 1.15	0.89	0.69 1.13	0.89	0.69 1.13	0.276		
Women	(ref.)	1.06	0.83 1.35	1.01	0.79 1.29	0.98	0.76 1.25	1.07	0.83 1.38	1.07	0.83 1.38	0.875		
Total	(ref.)	1.01	0.85 1.19	0.96	0.81 1.13	0.93	0.78 1.11	0.96	0.81 1.15	0.96	0.81 1.15	0.457		
Flavones														
Men	(ref.)	0.88	0.69 1.11	0.92	0.73 1.17	0.97	0.76 1.23	1.01	0.80 1.28	1.01	0.80 1.28	0.653		
Women	(ref.)	1.14	0.89 1.45	0.86	0.67 1.10	1.03	0.80 1.32	1.05	0.82 1.35	1.05	0.82 1.35	0.982		
Total	(ref.)	0.99	0.84 1.17	0.89	0.75 1.05	0.99	0.84 1.18	1.03	0.87 1.22	1.03	0.87 1.22	0.745		
Flavonols														
Men	(ref.)	1.11	0.87 1.40	1.22	0.96 1.55	1.18	0.92 1.51	1.18	0.91 1.54	1.18	0.91 1.54	0.185		
Women	(ref.)	1.14	0.89 1.45	1.14	0.89 1.46	0.99	0.77 1.29	1.01	0.77 1.32	1.01	0.77 1.32	0.716		
Total	(ref.)	1.10	0.93 1.31	1.16	0.98 1.38	1.07	0.89 1.27	1.09	0.90 1.31	1.09	0.90 1.31	0.543		
Isoflavonoids														
Men	(ref.)	1.10	0.87 1.39	0.79	0.62 1.01	1.19	0.94 1.51	1.02	0.80 1.31	1.02	0.80 1.31	0.678		
Women	(ref.)	1.07	0.84 1.36	1.02	0.79 1.31	1.17	0.91 1.50	0.93	0.71 1.21	0.93	0.71 1.21	0.943		
Total	(ref.)	1.09	0.92 1.29	0.90	0.76 1.07	1.18	1.00 1.40	1.00	0.83 1.19	1.00	0.83 1.19	0.666		
Proantocianidinas														
Men	(ref.)	1.17	0.93 1.48	1.12	0.88 1.42	1.14	0.89 1.44	1.07	0.85 1.37	1.07	0.85 1.37	0.703		
Women	(ref.)	0.81	0.64 1.04	1.13	0.88 1.44	0.93	0.73 1.20	0.97	0.76 1.25	0.97	0.76 1.25	0.802		
Total	(ref.)	0.99	0.83 1.17	1.12	0.95 1.32	1.04	0.87 1.23	1.02	0.86 1.20	1.02	0.86 1.20	0.709		
LIGNANS														
Men	(ref.)	0.88	0.70 1.11	0.82	0.65 1.03	0.82	0.64 1.04	0.82	0.63 1.05	0.82	0.63 1.05	0.094		
Women	(ref.)	0.96	0.75 1.23	1.20	0.93 1.53	0.91	0.70 1.18	1.23	0.95 1.59	1.23	0.95 1.59	0.232		
Total	(ref.)	0.93	0.78 1.09	0.98	0.82 1.16	0.85	0.71 1.02	0.99	0.83 1.18	0.99	0.83 1.18	0.631		
STILBENES														
Men	(ref.)	1.11	0.87 1.40	0.95	0.75 1.20	1.01	0.80 1.29	0.91	0.69 1.21	0.91	0.69 1.21	0.463		
Women	(ref.)	1.05	0.82 1.35	1.18	0.92 1.51	1.21	0.94 1.56	1.02	0.77 1.36	1.02	0.77 1.36	0.381		
Total	(ref.)	1.06	0.89 1.25	1.04	0.87 1.23	1.09	0.92 1.29	1.00	0.82 1.21	1.00	0.82 1.21	0.793		
PHENOLIC ACIDS														
Men	(ref.)	0.99	0.79 1.25	0.94	0.75 1.19	1.19	0.94 1.50	0.78	0.61	0.99	0.263			
Women	(ref.)	1.01	0.80 1.29	1.00	0.78 1.27	0.81	0.63 1.03	0.70	0.55	0.90	0.001			
Total	(ref.)	1.00	0.85 1.18	0.95	0.81 1.13	0.98	0.83 1.16	0.74	0.62	0.88	0.002			
Hydroxyphenylacetic acids														
Men	(ref.)	0.92	0.73 1.17	1.00	0.79 1.27	1.08	0.85 1.36	1.03	0.81 1.30	1.03	0.81 1.30	0.438		
Women	(ref.)	1.09	0.85 1.39	1.23	0.96 1.57	1.02	0.79 1.31	1.24	0.97 1.59	1.24	0.97 1.59	0.190		
Total	(ref.)	1.01	0.86 1.20	1.11	0.93 1.31	1.06	0.90 1.26	1.13	0.96 1.34	1.13	0.96 1.34	0.126		
Hydroxyphenylpropanoic acids														
Men	(ref.)	0.78	0.61 0.98	1.03	0.82 1.31	0.99	0.79 1.25	0.99	0.78 1.25	0.99	0.78 1.25	0.425		
Women	(ref.)	1.15	0.90 1.47	1.39	1.09 1.78	1.01	0.78 1.30	1.26	0.99 1.61	1.26	0.99 1.61	0.242		
Total	(ref.)	0.93	0.79 1.10	1.19	1.00 1.41	1.00	0.84 1.18	1.11	0.93 1.31	1.11	0.93 1.31	0.168		

Hydroxybenzoicacids														
Men	(ref.)	1.30	1.02	1.64	1.19	0.94	1.52	1.01	0.79	1.30	1.35	1.03	1.76	0.293
Women	(ref.)	0.95	0.74	1.21	1.19	0.94	1.52	0.92	0.72	1.19	1.05	0.81	1.36	0.815
Total	(ref.)	1.12	0.95	1.33	1.19	1.01	1.41	0.97	0.81	1.15	1.19	0.99	1.43	0.366
Hydroxycinnamicacids														
Men	(ref.)	1.09	0.86	1.37	1.06	0.84	1.34	1.15	0.91	1.46	0.79	0.62	1.01	0.148
Women	(ref.)	1.15	0.91	1.46	0.90	0.71	1.15	0.85	0.67	1.09	0.69	0.54	0.89	0.000
Total	(ref.)	1.12	0.95	1.32	0.97	0.82	1.14	0.99	0.83	1.17	0.74	0.63	0.88	0.000
OTHERS														
Men	(ref.)	0.94	0.74	1.19	1.07	0.85	1.35	0.99	0.78	1.25	1.05	0.83	1.32	0.588
Women	(ref.)	1.15	0.90	1.47	0.98	0.77	1.26	1.00	0.78	1.28	1.26	0.99	1.61	0.246
Total	(ref.)	1.03	0.87	1.22	1.02	0.86	1.20	0.98	0.83	1.17	1.13	0.96	1.34	0.277
Alkylmethoxyphenols														
Men	(ref.)	1.12	0.89	1.40	1.00	0.80	1.27	0.95	0.76	1.21	0.80	0.63	1.01	0.026
Women	(ref.)	1.02	0.80	1.29	1.00	0.78	1.27	0.92	0.72	1.17	0.64	0.50	0.82	0.001
Total	(ref.)	1.06	0.89	1.24	0.98	0.83	1.16	0.92	0.78	1.09	0.72	0.60	0.85	0.000
Alkylphenols														
Men	(ref.)	1.12	0.88	1.41	0.87	0.68	1.12	1.03	0.82	1.31	1.00	0.79	1.27	0.810
Women	(ref.)	0.83	0.65	1.06	1.12	0.88	1.42	0.90	0.70	1.15	0.92	0.72	1.18	0.797
Total	(ref.)	0.97	0.82	1.15	0.98	0.83	1.17	0.95	0.80	1.12	0.96	0.81	1.14	0.594
Furanocoumarins														
Men	(ref.)	1.11	0.88	1.40	1.11	0.88	1.40	1.33	1.05	1.68	1.12	0.88	1.43	0.124
Women	(ref.)	1.16	0.91	1.48	1.30	1.02	1.65	0.99	0.77	1.27	1.05	0.81	1.36	0.839
Total	(ref.)	1.13	0.96	1.34	1.20	1.01	1.42	1.16	0.98	1.38	1.10	0.92	1.31	0.255
Hydroxybenzaldehydes														
Men	(ref.)	1.04	0.82	1.31	0.96	0.76	1.22	0.95	0.75	1.21	0.92	0.69	1.21	0.429
Women	(ref.)	1.05	0.82	1.34	1.07	0.83	1.37	0.98	0.76	1.26	1.09	0.82	1.43	0.820
Total	(ref.)	1.03	0.87	1.22	1.00	0.84	1.18	0.95	0.80	1.12	1.01	0.83	1.22	0.695
Hydroxybenzoketones														
Men	(ref.)	1.10	0.87	1.39	0.79	0.62	1.01	1.19	0.94	1.51	1.02	0.80	1.31	0.678
Women	(ref.)	1.07	0.84	1.36	1.02	0.79	1.31	1.17	0.91	1.50	0.93	0.71	1.21	0.943
Total	(ref.)	1.09	0.92	1.29	0.90	0.76	1.07	1.18	1.00	1.40	1.00	0.83	1.19	0.666
Hydroxycoumarins														
Men	(ref.)	1.06	0.84	1.34	0.90	0.71	1.15	1.25	0.99	1.59	1.16	0.90	1.50	0.124
Women	(ref.)	0.93	0.73	1.19	1.06	0.82	1.35	1.07	0.83	1.37	0.92	0.70	1.20	0.986
Total	(ref.)	1.00	0.84	1.18	0.97	0.82	1.16	1.17	0.98	1.38	1.07	0.89	1.28	0.155
Methoxyphenols														
Men	(ref.)	1.04	0.83	1.31	1.06	0.84	1.34	1.01	0.80	1.27	0.77	0.60	0.97	0.041
Women	(ref.)	1.09	0.86	1.38	0.94	0.74	1.20	0.93	0.73	1.19	0.66	0.51	0.84	0.001
Total	(ref.)	1.06	0.90	1.25	0.99	0.84	1.16	0.95	0.81	1.13	0.71	0.60	0.84	0.000
Naphthoquinones														
Men	(ref.)	1.02	0.81	1.29	1.10	0.87	1.39	1.06	0.84	1.34	1.16	0.91	1.48	0.226
Women	(ref.)	1.08	0.85	1.38	1.02	0.80	1.32	1.06	0.83	1.35	1.10	0.86	1.41	0.555
Total	(ref.)	1.04	0.88	1.23	1.04	0.88	1.24	1.05	0.89	1.25	1.10	0.93	1.31	0.316
Tyrosols														
Men	(ref.)	0.80	0.63	1.01	1.02	0.81	1.29	1.02	0.81	1.28	0.98	0.77	1.24	0.470
Women	(ref.)	1.08	0.84	1.38	1.14	0.89	1.46	1.02	0.80	1.32	1.20	0.94	1.53	0.274
Total	(ref.)	0.93	0.78	1.10	1.09	0.92	1.29	1.02	0.86	1.21	1.08	0.91	1.28	0.186
Other polyphenols														
Men	(ref.)	1.18	0.94	1.50	1.31	1.04	1.66	1.17	0.93	1.48	1.20	0.95	1.52	0.190
Women	(ref.)	0.98	0.76	1.25	1.07	0.84	1.37	1.17	0.92	1.49	0.99	0.78	1.27	0.536
Total	(ref.)	1.08	0.91	1.28	1.21	1.02	1.42	1.17	0.99	1.39	1.10	0.93	1.30	0.159

Logistic regression models were performed to assess odds ratios (OR) and 95% confidence intervals of hyperuricemia according to quintiles of the intake of energy-adjusted total polyphenols and their classes and subclasses.

Models were adjusted for age, sex, education level (primary, secondary or university/graduate), BMI (kg/m²), diabetes (yes/no), physical activity (METs.min/week), antihyperuricemic agents [including allopurinol, oxipurinol, pythic acid, febuxostat, probenecid, sulfapyrazone, phenylbutazone, benzobromanone (yes/no)], nephropathy (yes/no), smoking habit (yes/no), alcohol consumption (g/day), basal intake of different food groups [fruits, vegetables, meat and fish (g/day)], recruiting centre, intervention group and cluster.

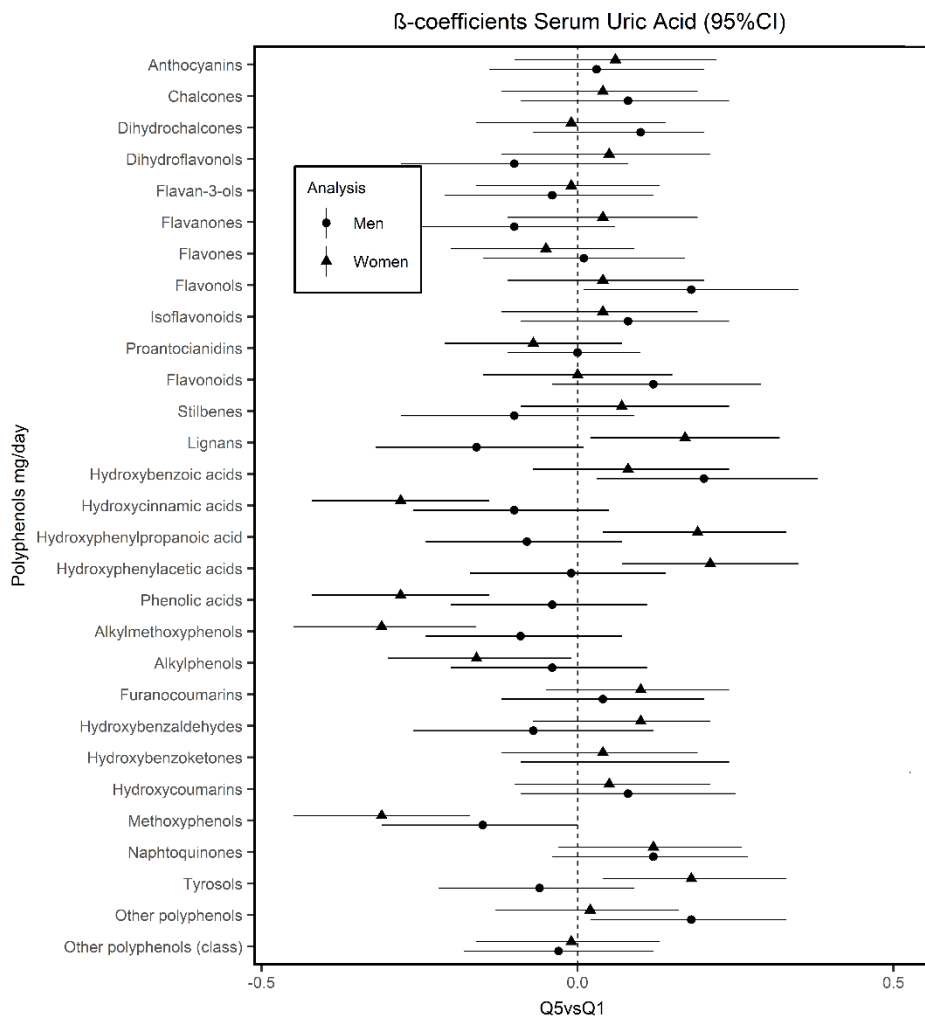


Figure S1. Association between polyphenol intake and serum uric acid levels comparing extreme quintiles by sex in the PREDIMED-Plus trial.

Linear regression analysis evaluating the associations between classes and subclasses of polyphenol intake and serum uric acid levels (standardized β -coefficients [95% Confidence Intervals]).

Models were adjusted for age, sex, education level (primary, secondary or university/graduate), BMI (kg/m²), diabetes (yes/no), physical activity (METs.min/week), antihyperuricemic agents [including allopurinol, oxipurinol, pythic acid, febuxostat, probenecid, sulfinpyrazone, phenylbutazone, benzobromanone (yes/no)], nephropathy (yes/no), smoking habit (yes/no), alcohol consumption (g/day), basal intake of different food groups [fruits, vegetables, meat and fish (g/day)], recruiting centre, intervention group and cluster.

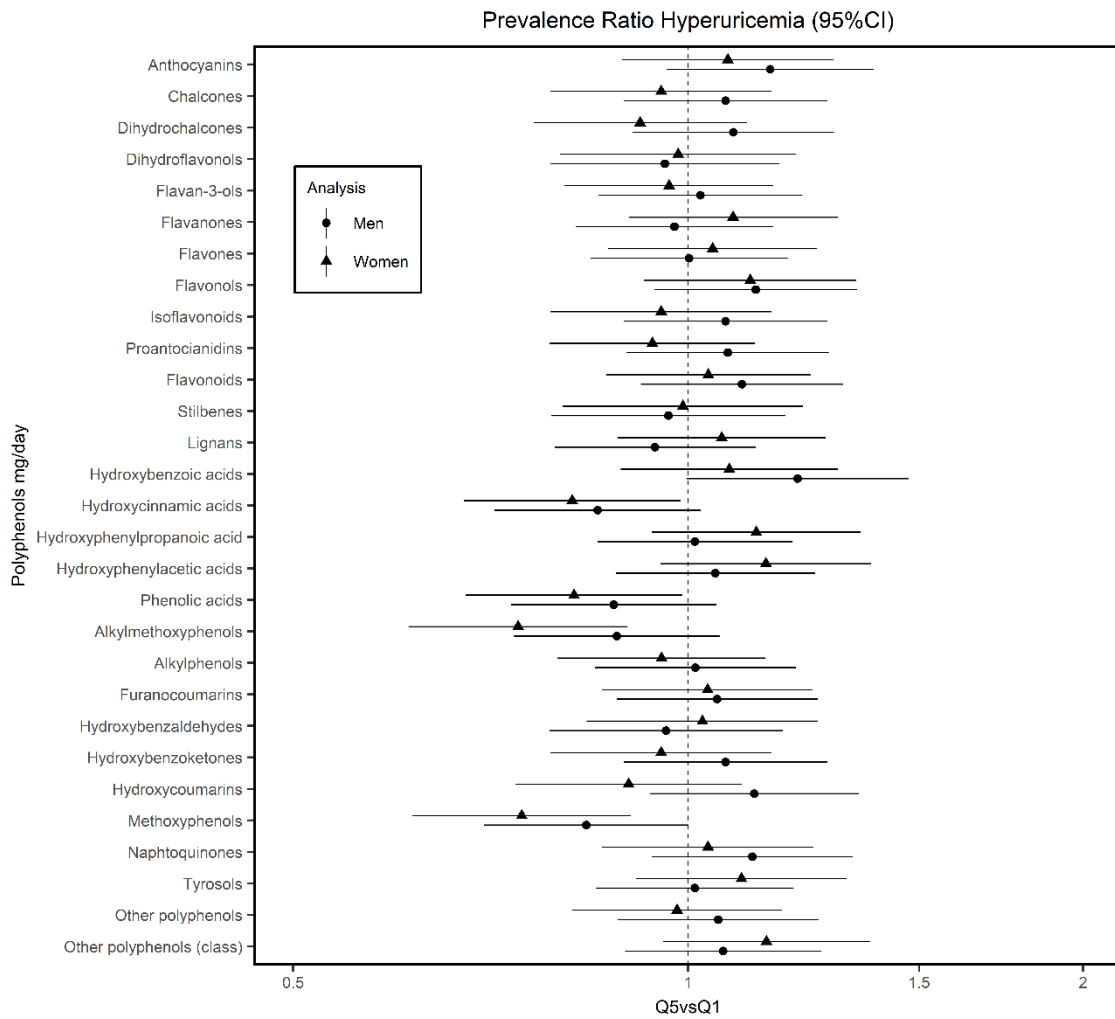


Figure S2. Association between polyphenol intake and hyperuricemia comparing extreme quintiles by sex in the PREDIMED- Plus trial.

Cox regression models with constant follow-up time were performed to assess prevalence ratios (PR) and 95% confidence intervals of hyperuricemia according to quintiles of the intake of energy-adjusted total polyphenols and their classes and subclasses.

Models were adjusted for age, sex, education level (primary, secondary or university/graduate), BMI (kg/m²), diabetes (yes/no), physical activity (METs.min/week), antihyperuricemic agents [including allopurinol, oxipurinol, pythic acid, febuxostat, probenecid, sulfinpyrazone, phenylbutazone, benzobromanone (yes/no)], nephropathy (yes/no), smoking habit (yes/no), alcohol consumption (g/day), basal intake of different food groups [fruits, vegetables, meat and fish (g/day)], recruiting centre, intervention group and cluster.