



UNIVERSITAT<sup>DE</sup>  
BARCELONA

## Aminocyclitol and iminosugar derivatives related to Gauche disease

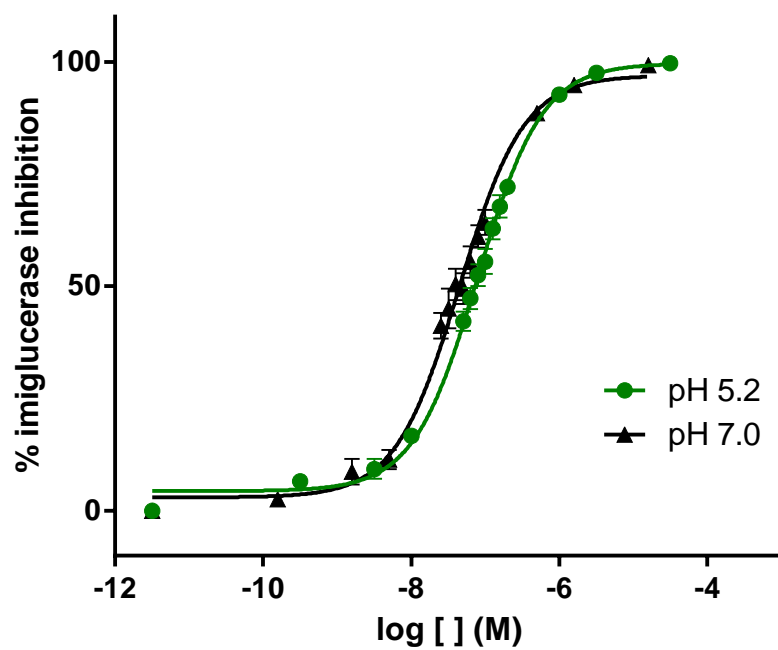
Ester Monlleó Mas



Aquesta tesi doctoral està subjecta a la llicència **Reconeixement 3.0. Espanya de Creative Commons.**

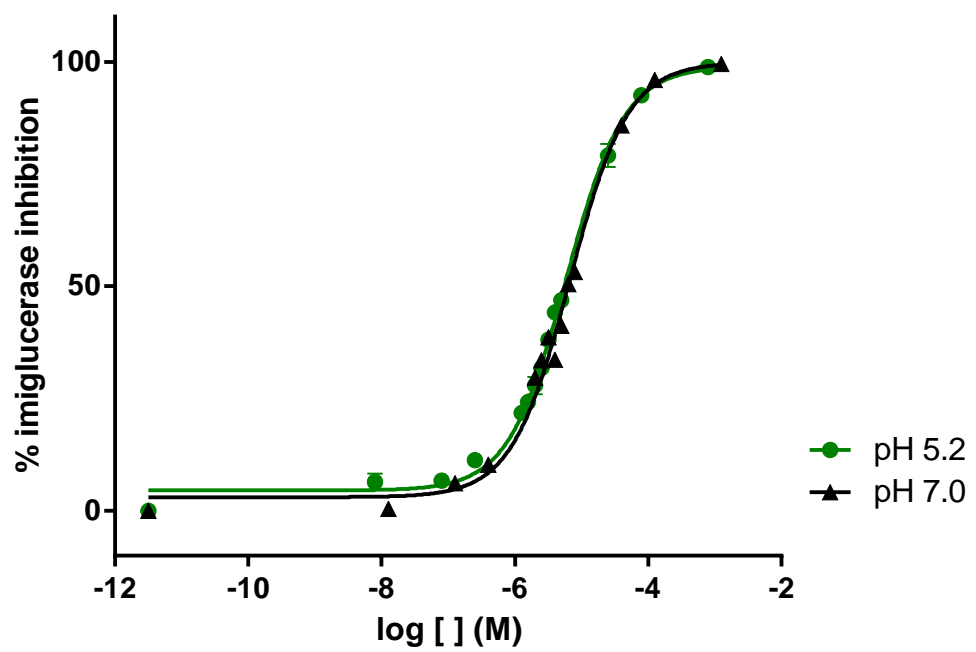
Esta tesis doctoral está sujeta a la licencia **Reconocimiento 3.0. España de Creative Commons.**

This doctoral thesis is licensed under the **Creative Commons Attribution 3.0. Spain License.**



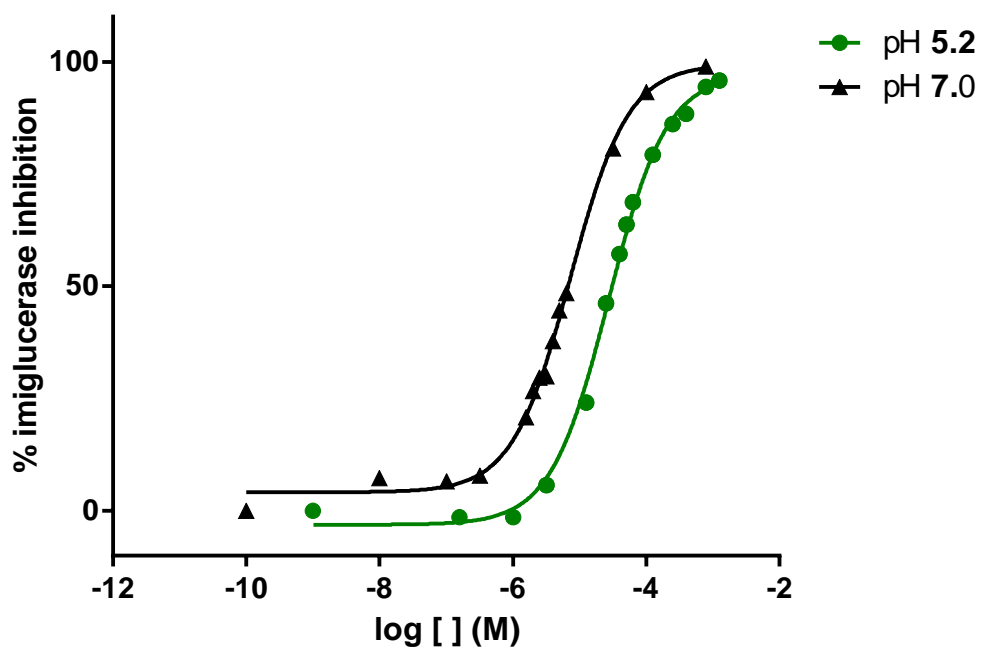
|         | pH 5.2     | pH 7.0     |
|---------|------------|------------|
| Bottom  | 99.64      | 96.93      |
| Top     | 4.416      | 3.015      |
| LogIC50 | -7.102     | -7.348     |
| IC50    | 7.902e-008 | 4.485e-008 |
| Span    | -95.22     | -93.92     |

three independent assays with triplicates



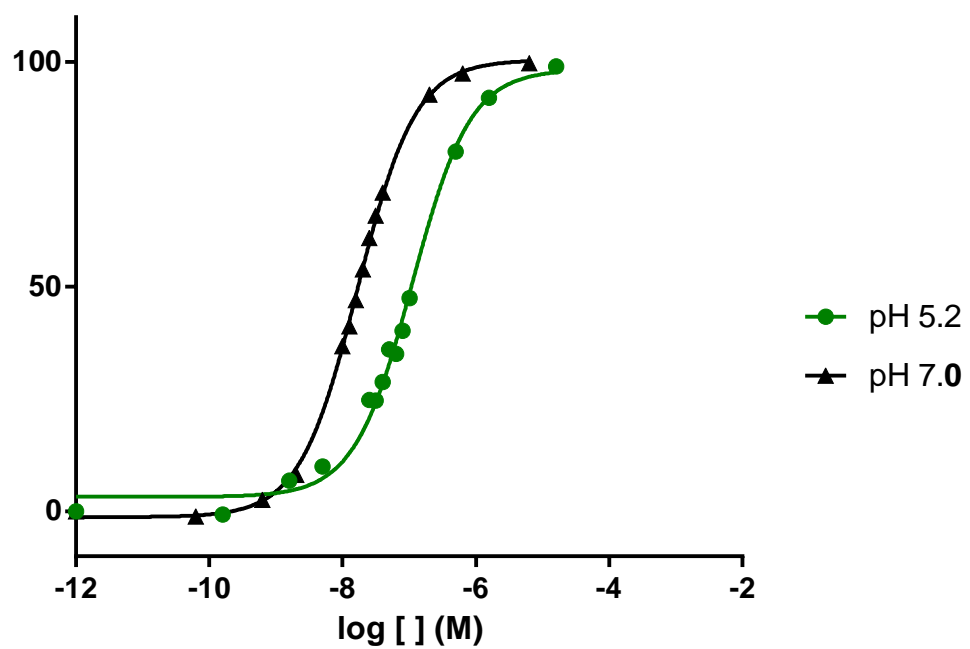
|         | pH 5.2     | pH 7.0     |
|---------|------------|------------|
| Bottom  | 98.95      | 99.85      |
| Top     | 4.552      | 3.064      |
| LogIC50 | -5.229     | -5.176     |
| IC50    | 5.902e-006 | 6.670e-006 |
| Span    | -94.40     | -96.79     |

pH 5.2: three independent assays with triplicates  
pH 7.0: single assay with triplicates



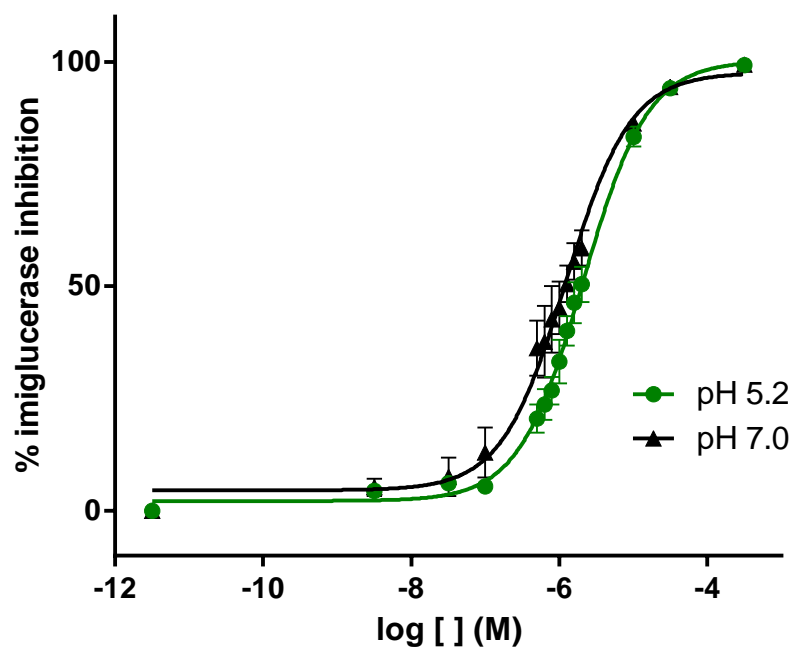
|                 | pH 5.2     | pH 7.0     |
|-----------------|------------|------------|
| Best-fit values |            |            |
| Bottom          | 97.22      | 99.46      |
| Top             | -3.072     | 4.156      |
| LogIC50         | -4.563     | -5.140     |
| IC50            | 2.738e-005 | 7.241e-006 |
| Span            | -100.3     | -95.30     |

single assay with triplicates



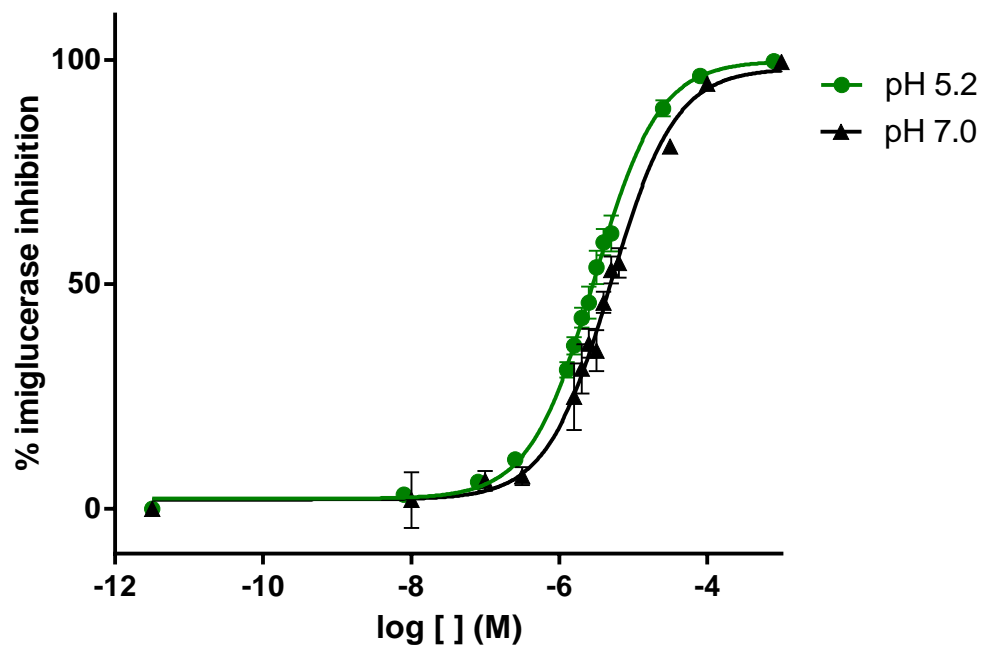
|                 | pH 5.2     | pH 7.0     |
|-----------------|------------|------------|
| Best-fit values |            |            |
| Bottom          | 98.36      | 100.5      |
| Top             | 3.185      | -1.315     |
| LogIC50         | -6.954     | -7.774     |
| IC50            | 1.112e-007 | 1.683e-008 |
| Span            | -95.17     | -101.8     |

single assay with triplicates



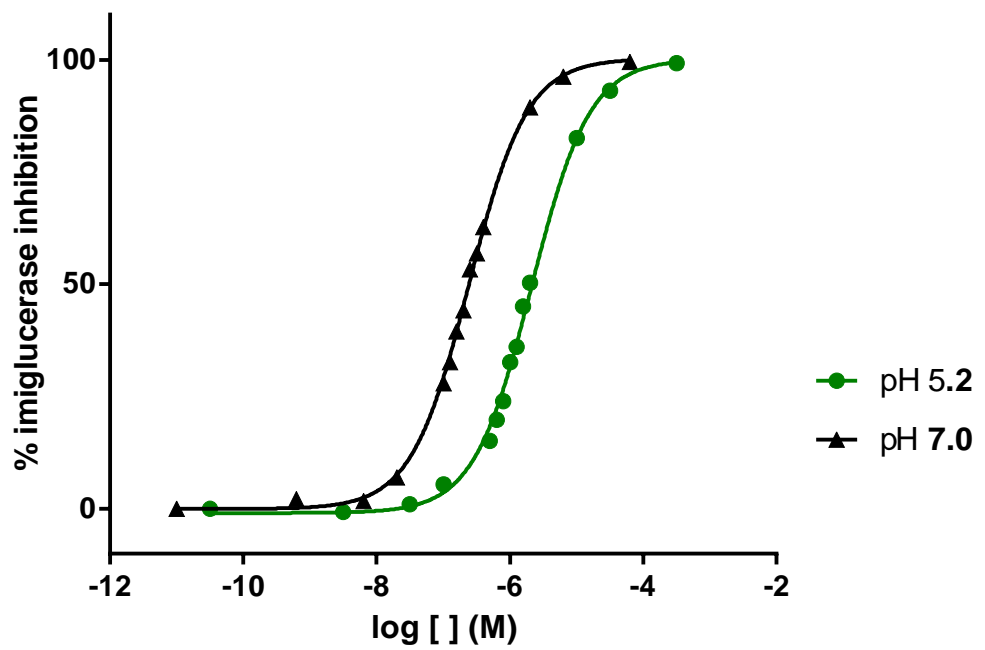
|         | pH 5.2     | pH 7.0     |
|---------|------------|------------|
| Bottom  | 100.2      | 97.57      |
| Top     | 2.216      | 4.591      |
| LogIC50 | -5.677     | -5.910     |
| IC50    | 2.103e-006 | 1.230e-006 |
| Span    | -98.02     | -92.98     |

three independent assays with triplicates



|         | pH 5.2     | pH 7.0     |
|---------|------------|------------|
| Bottom  | 99.77      | 98.08      |
| Top     | 2.270      | 2.105      |
| LogIC50 | -5.532     | -5.306     |
| IC50    | 2.941e-006 | 4.943e-006 |
| Span    | -97.50     | -95.98     |

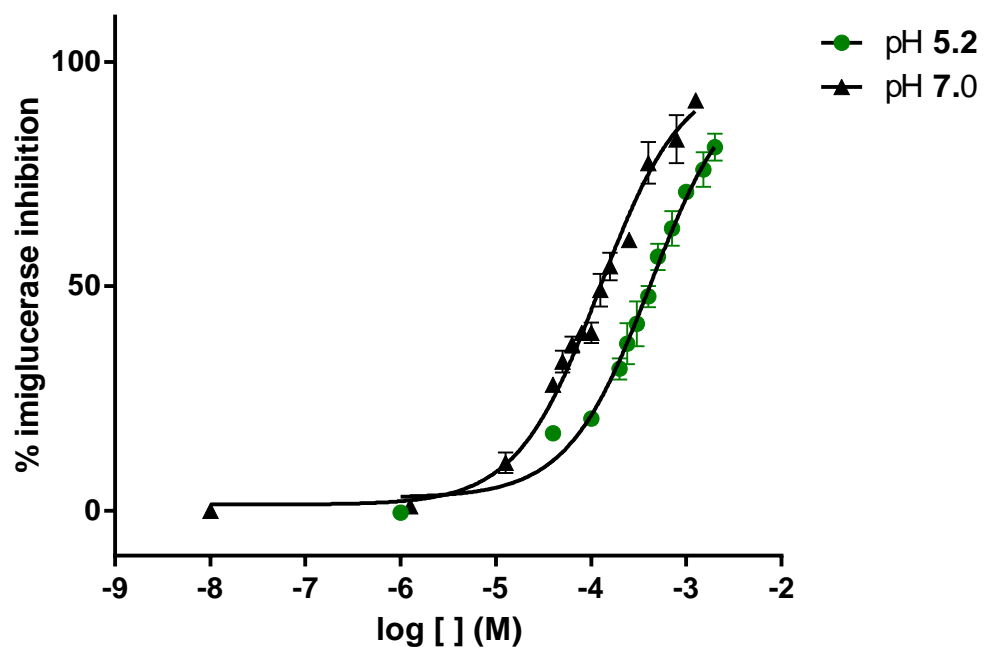
three independent assays with triplicates



|                 | pH 5.2     | pH 7.0     |
|-----------------|------------|------------|
| Best-fit values |            |            |
| Bottom          | 100.1      | 100.2      |
| Top             | -0.9038    | -0.01262   |
| LogIC50         | -5.674     | -6.613     |
| IC50            | 2.120e-006 | 2.438e-007 |
| Span            | -101.0     | -100.3     |

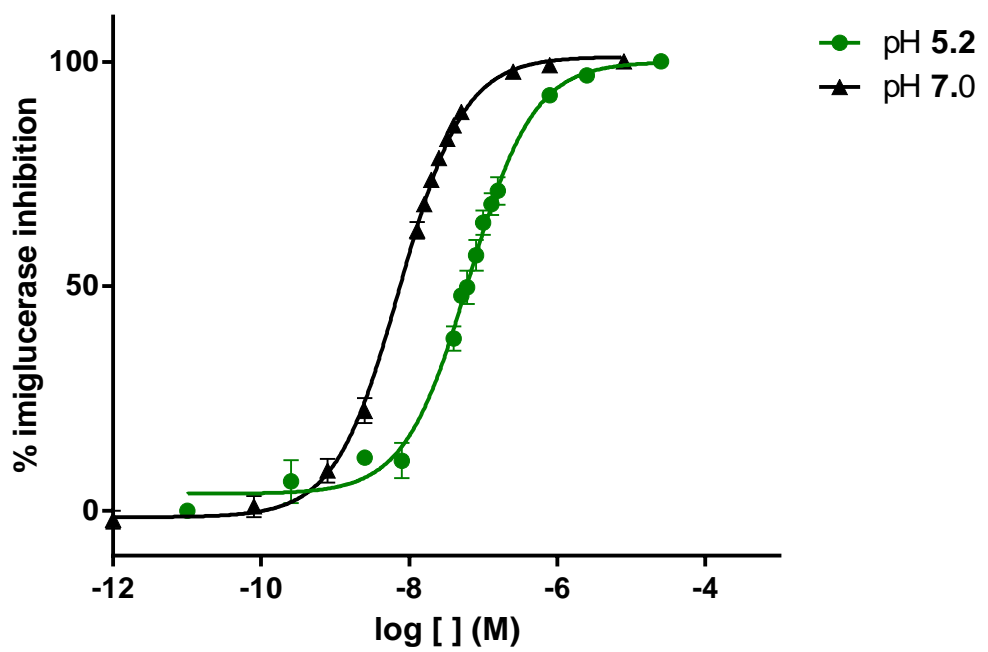
single assay with triplicates





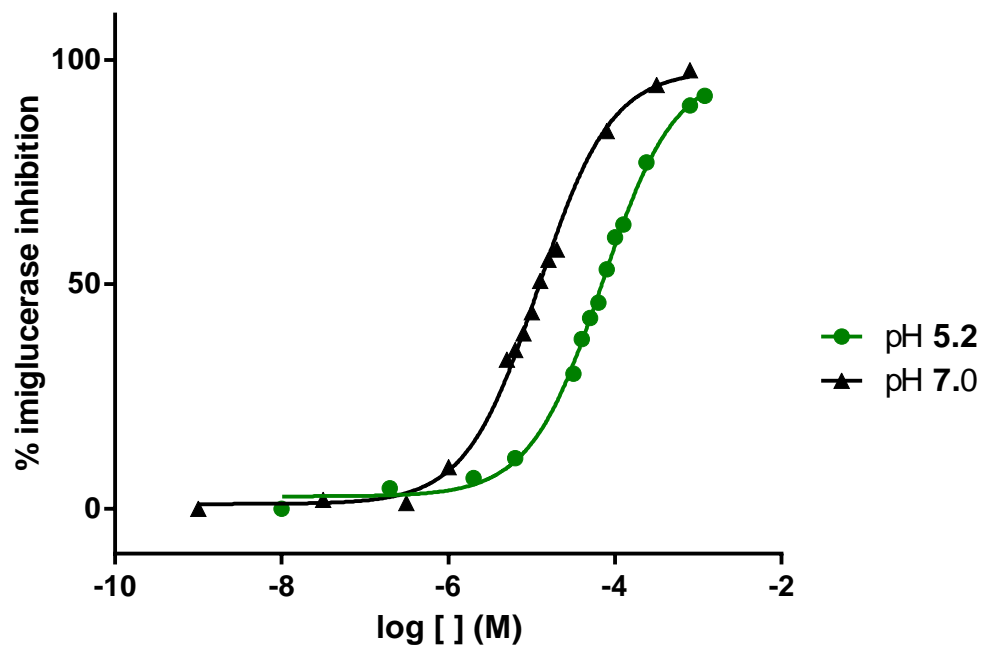
|                 | pH 5.2    | pH 7.0    |
|-----------------|-----------|-----------|
| Best-fit values |           |           |
| Bottom          | 97.45     | 97.61     |
| Top             | 2.967     | 1.396     |
| LogIC50         | -3.380    | -3.911    |
| IC50            | 0.0004167 | 0.0001228 |
| Span            | -94.49    | -96.21    |

two independent assays with triplicates



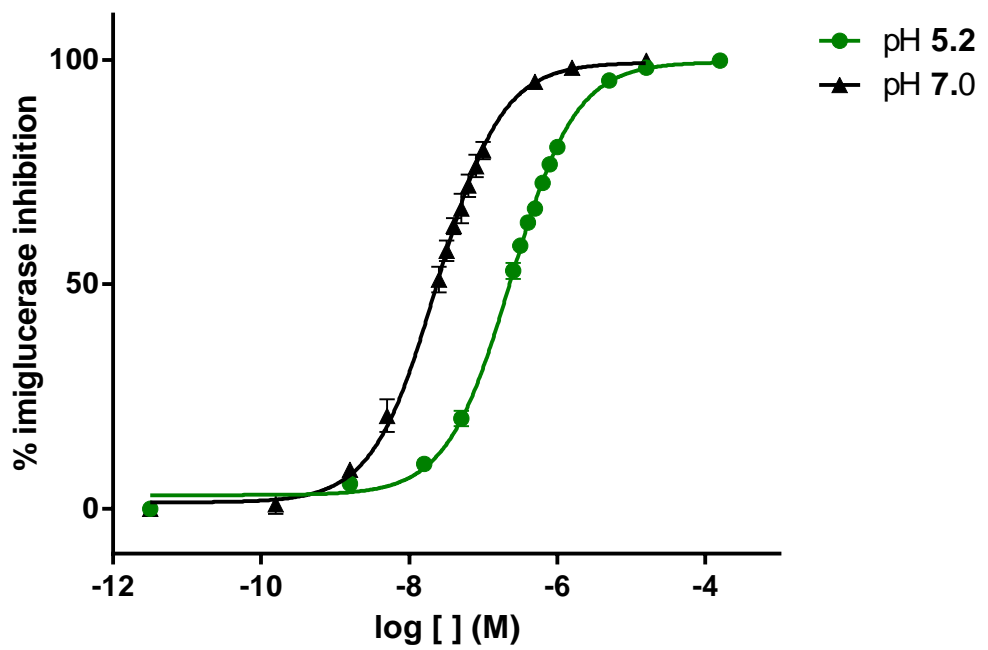
|         | pH 5.2     | pH 7.0     |
|---------|------------|------------|
| Bottom  | 99.98      | 101.1      |
| Top     | 3.809      | -1.397     |
| LogIC50 | -7.190     | -8.127     |
| IC50    | 6.457e-008 | 7.461e-009 |
| Span    | -96.17     | -102.5     |

three independent assays with triplicates



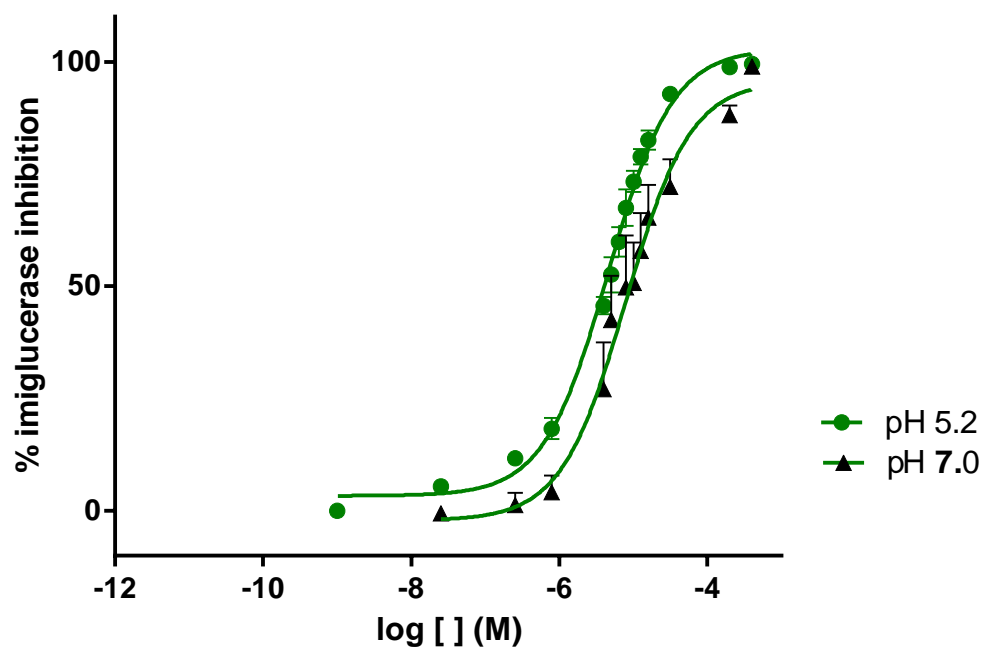
|         | pH 5.2     | pH 7.0     |
|---------|------------|------------|
| Bottom  | 97.78      | 97.70      |
| Top     | 2.794      | 1.096      |
| LogIC50 | -4.152     | -4.916     |
| IC50    | 7.053e-005 | 1.212e-005 |
| Span    | -94.99     | -96.60     |

single assay with triplicates



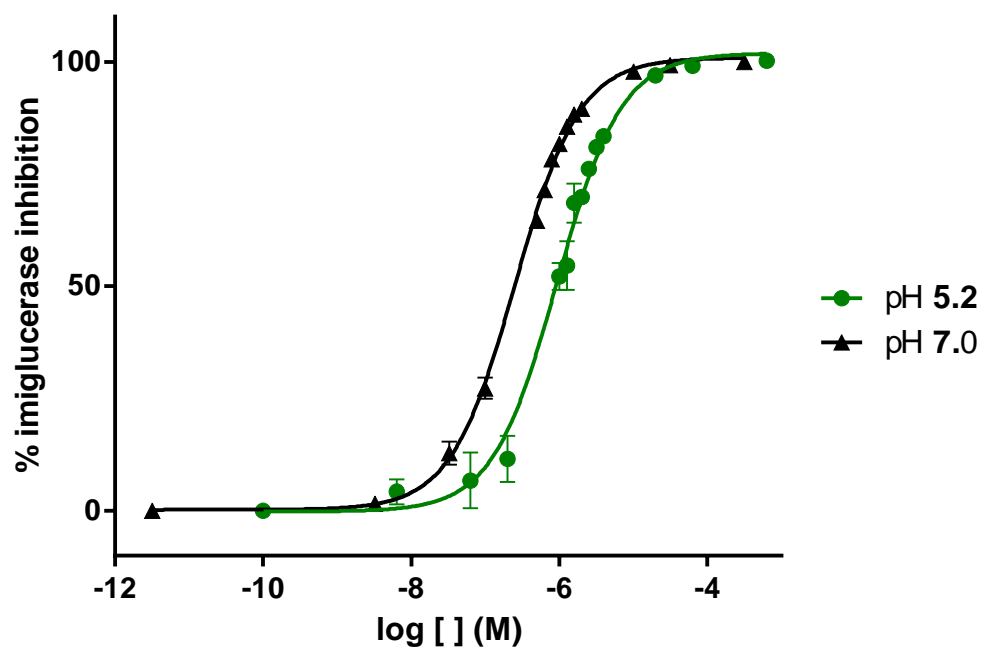
|                 | pH 5.2     | pH 7.0     |
|-----------------|------------|------------|
| Best-fit values |            |            |
| Bottom          | 99.50      | 99.39      |
| Top             | 3.088      | 1.452      |
| LogIC50         | -6.621     | -7.621     |
| IC50            | 2.393e-007 | 2.394e-008 |
| Span            | -96.41     | -97.94     |

three independent assays with triplicates



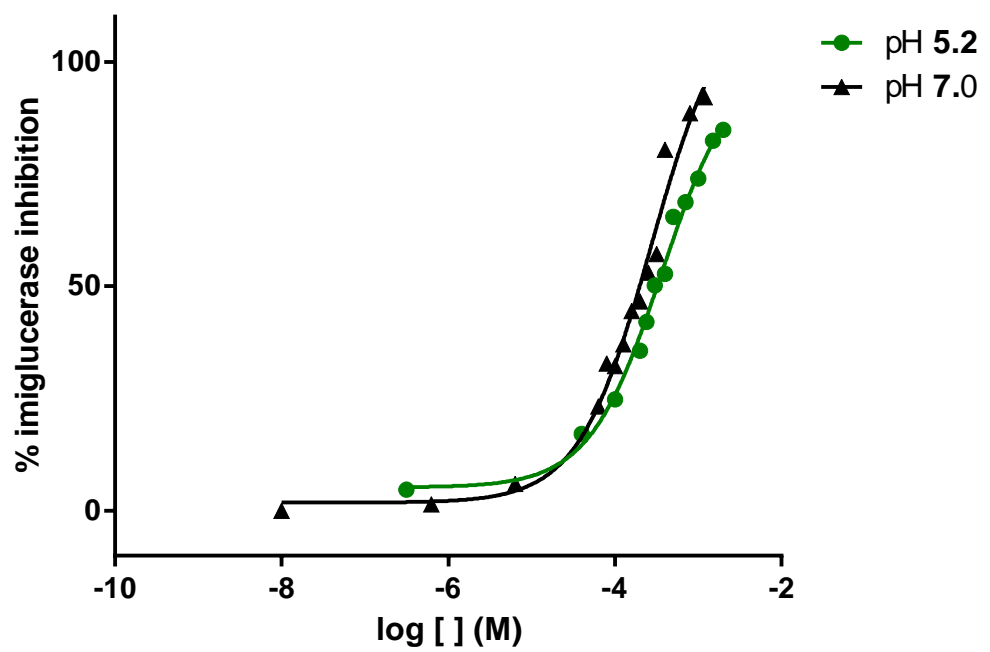
|         | pH 5.2     | pH 7.0     |
|---------|------------|------------|
| Bottom  | 102.9      | 95.74      |
| Top     | 3.362      | -2.143     |
| LogIC50 | -5.338     | -5.100     |
| IC50    | 4.589e-006 | 7.938e-006 |
| Span    | -99.53     | -97.88     |

three independent assays with triplicates



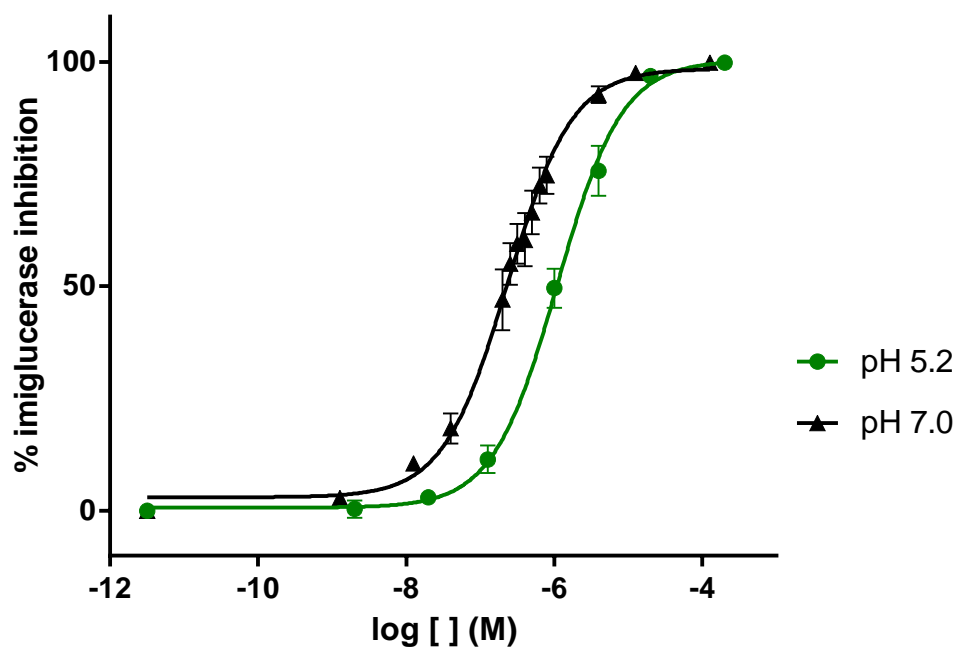
|                 | pH 5.2     | pH 7.0     |
|-----------------|------------|------------|
| Best-fit values |            |            |
| Bottom          | 101.9      | 100.9      |
| Top             | -0.1443    | 0.2595     |
| LogIC50         | -6.032     | -6.596     |
| IC50            | 9.293e-007 | 2.536e-007 |
| Span            | -102.1     | -100.6     |

three independent assays with triplicates



|                 | pH 5.2    | pH 7.0    |
|-----------------|-----------|-----------|
| Best-fit values |           |           |
| Bottom          | 100.6     | 115.6     |
| Top             | 5.238     | 1.842     |
| LogIC50         | -3.439    | -3.569    |
| IC50            | 0.0003638 | 0.0002700 |
| Span            | -95.31    | -113.8    |

single assay with triplicates



|                 | pH 5.2     | pH 7.0     |
|-----------------|------------|------------|
| Best-fit values |            |            |
| Bottom          | 100.3      | 98.46      |
| Top             | 0.7227     | 3.044      |
| LogIC50         | -5.958     | -6.630     |
| IC50            | 1.103e-006 | 2.343e-007 |
| Span            | -99.60     | -95.42     |

three independent assays with triplicates