

Document de treball de l'IEB 2015/32

WHEN ONE DOOR CLOSES: THE IMPACT OF THE HAGWON CURFEW ON THE
CONSUMPTION OF PRIVATE TUTORING IN THE REPUBLIC OF KOREA

Hoon Choi, Álvaro Choi

Human Capital

Document de
treball de l'IEB

**WHEN ONE DOOR CLOSES: THE IMPACT OF THE
HAGWON CURFEW ON THE CONSUMPTION OF
PRIVATE TUTORING IN THE REPUBLIC OF KOREA**

Hoon Choi, Álvaro Choi

The **IEB** research group in **Human Capital** aims at promoting research in the Economics of Education. The main objective of this group is to foster research related to the education and training of individuals and to promote the analysis of education systems and policies from an economic perspective. Some topics are particularly relevant: Evaluation of education and training policies; monetary and non-monetary effects of education; analysis of the international assessments of the skills of the young (PISA, PIRLS, TIMMS) and adult populations (PIAAC, IALS); education and equality, considering the inclusion of the disabled in the education system; and lifelong learning. This group puts special emphasis on applied research and on work that sheds light on policy-design issues. Moreover, research focused in Spain is given special consideration. Disseminating research findings to a broader audience is also an aim of the group. This research group enjoys the support from the **IEB-Foundation**.

The **Barcelona Institute of Economics (IEB)** is a research centre at the University of Barcelona (UB) which specializes in the field of applied economics. The **IEB** is a foundation funded by the following institutions: Applus, Abertis, Ajuntament de Barcelona, Diputació de Barcelona, Gas Natural, La Caixa and Universitat de Barcelona.

Postal Address:

Institut d'Economia de Barcelona

Facultat d'Economia i Empresa

Universitat de Barcelona

C/ John M. Keynes, 1-11

(08034) Barcelona, Spain

Tel.: + 34 93 403 46 46

ieb@ub.edu

<http://www.ieb.ub.edu>

The IEB working papers represent ongoing research that is circulated to encourage discussion and has not undergone a peer review process. Any opinions expressed here are those of the author(s) and not those of IEB.

**WHEN ONE DOOR CLOSES: THE IMPACT OF THE
HAGWON CURFEW ON THE CONSUMPTION OF
PRIVATE TUTORING IN THE REPUBLIC OF KOREA ***

Hoon Choi, Álvaro Choi

ABSTRACT: The Korean government has struggled against the proliferation of private tutoring for more than four decades. In 2006, state education authorities imposed a restriction on operating hours of hagwon (private tutoring academies or cram schools) in an attempt at reducing the economic and time resources spent on private tutoring. Since then, some provincial authorities have modified the curfew on hagwon. We take advantage of these policy shifts to identify average treatment effects taking a difference-in-differences approach. Our findings suggest that enforcing the curfew did not generate a significant reduction in the hours and resources spent on private tutoring, our results being heterogeneous by school level and socioeconomic status. Demand for private tutoring seems to be especially inelastic for high school students, who increased their consumption of alternative forms of private tutoring. As the consumption of private tutoring is positively correlated with academic performance and socioeconomic status, the curfew may have a negative effect on the equality of educational opportunities.

JEL Codes: I21, I22, I24

Keywords: Private tutoring, demand for schooling, expenditures, difference in differences, Korea

Hoon Choi
University of Barcelona & AQR
690, Av. Diagonal. Room 4301
08034, Barcelona, Spain
Email: hoonchoi@ub.edu

Álvaro Choi
University of Barcelona & IEB
690, Av. Diagonal. Room 6214
08034, Barcelona, Spain
Email: alvarochoi@ub.edu

* This research has received financial support from the EDU2013-42480-R R+D+I project of the Spanish Ministry of Economy and Competitiveness.

1. Introduction

Private tutoring can be defined as a set of activities, supplementary to mainstream schooling, whose aim is to boost academic performance in exchange for monetary payment (Bray, 1999, 2006). Private tutoring can adopt a variety of forms: one-to-one classes, group classes or even radio or internet-based tuition. The proliferation of private tutoring seems to be a growing phenomenon in several countries across different continents (Bray and Kwo, 2014), its causes being heterogeneous (Dang, 2007; Tansel and Bircan, 2006).

Private tutoring has several beneficial effects, the main one being a student's enhanced academic performance. However, this so-called "shadow education" (Bray, 1999, 2009) can also have various detrimental effects, not least the high opportunity cost for the students and the heavy financial burden for their families. Private tutoring consumption is positively correlated with household income (OECD, 2014); therefore, if the amount and quality of private tutoring received affect academic achievement – as some studies, including Choi et al. (2012), seem to suggest – then concerns are raised about the equity and equality of educational opportunities.

The Republic of Korea (hereinafter, Korea) has one of the largest private tutoring industries in the world. The OECD (2012a: 24) reports that the burden of private tutoring on Korean households accounted for 10.7% of average household income per student in 2010 (making it also a key factor in explaining the country's low fertility rates). According to the 2009 Survey of Private Education Expenditure (SPEE) conducted by the Korean National Statistics Office (KOSTAT), 87.4% of elementary school students, 74.3% of middle school students and 62.8% of general high school students received private tutoring in 2009, with an average monthly private tutoring expenditure per student of 242 thousand Korean won (approximately 220 US dollars) in 2009. Total expenditure on private tutoring amounted to 21.626 trillion won, equivalent to 2% of Korea's GDP. According to this same survey, two thirds of those who receive private tutoring are 'Taking lessons at private academic institutes, called *hagwon*'.

Since the 1970s, Korea has been at the front line of the design of new policies for tackling the proliferation of private tutoring. In 2006, in a new attempt to curb the

thriving private tutoring market and to revive public education, the Korean government decided to place a 10 p.m. curfew on the operating hours of *hagwon*. As a result, household spending on private tutoring has gradually decreased since reaching its highest peak in 2009. The government believes that the fall in private tutoring expenditure is an indication that the reforms have begun to take effect and that the 10 p.m. curfew has played a substantial role in this (Han, 2011). However, to conclude that this reduction is attributable solely to the *hagwon* curfew may be erroneous as other factors, such as the sluggish real economy, could also have had an impact on the fall in private tutoring expenditure.

The main aim of this paper is to evaluate the impact of this new policy (i.e., the curfew on the academies' operating hours) aimed at regulating private tutoring markets. More specifically, we focus on the effect of the curfew on private education expenditure and on the time dedicated to private tutoring activities. We estimate mean and heterogeneous effects by educational level and socioeconomic status applying difference-in-differences (DD) estimators to the 2009-2012 waves of the SPEE. By doing so, we are able to overcome many of the information problems identified by Bray and Kobakhidze (2014) in previous studies of private tutoring.

The main findings of this study can be summed up as follows: First, enforcing the curfew did not generate a significant reduction in the hours and resources spent on private tutoring. Second, demand for private tutoring seems to be especially inelastic for high school students, who increased their consumption of alternative forms of private tutoring. This raises equity issues concerning equality of educational opportunities, given the higher cost of these alternative forms of private tutoring. Policy recommendations based on our analysis should be of interest not only for Korean authorities but also for the wide set of countries with an overheated private tutoring market.

The article proceeds as follows: Section 2 provides an overview of the demand for and the impact of private tutoring, and charts the struggle mounted by Korean authorities against this phenomenon, the *hagwon* curfew being one of their latest attempts. Section 3 describes the empirical methodology and the dataset employed in the analysis. In section 4 we present our main results concerning the impact of the curfew on expenditure and on the time spent on private tutoring activities. The section concludes with a discussion of these results and their policy implications.

2. Private tutoring in Korea: demand, impacts and policy evolution

Korea is one of the most frequently studied cases in the private tutoring literature, due to the magnitude of the business and the seriousness with which successive governments have sought to control it. In this section we present a brief overview of the demand for and the impact of private tutoring (2.1), we summarize the campaign mounted by the Korean authorities against private tutoring (2.2) and, finally, we explain the curfew imposed on the *hagwon* (2.3).

2.1. Demand for and impact of private tutoring

Various factors account for the proliferation of private tutoring in Korea. Kim and Lee (2010) claim that parents demand private tutoring as a means of compensating for the poor quality of state schooling, especially because the former provides more individualized attention. This argument is persuasive; yet, it seems insufficient to explain the overheated demand for private tutoring in the country. The fact that Korean public education expenditure as a percentage of GDP is 4.7%, higher than the 2009 OECD average of 4.0%, suggests that the relative competitiveness of public education may be low not because of the level of public investment, but because of the country's more consumer-oriented, high quality private tutoring services (OECD, 2012b:4). Alternatively, Bray (2006) claims that low salaries paid to mainstream teachers may likewise yield an increase in demand for private tutoring in some developing countries. However, this is not the case in Korea, where teachers are well-paid in comparison to their counterparts in other OECD countries.

Bray and Kwok (2003), among others, observe that the cultural history of Korea is another critical reason accounting for the demand for private tutoring. Many Asian countries, including Korea, have been highly influenced by Confucianism, a system of teachings in which the importance of education is emphasized as a tool for personal development and the primary mechanism promoting mobility (Choi, 2010, p.24).

Finally, against this cultural backdrop, the sizeable economic and non-economic premiums of graduating from an elite university further shape a scenario in which the country is obsessed with private tutoring (Choi et al., 2012; Chae et al., 2005). Since 1950, the Korean education system has adopted the following structure: six years of primary school; three years of lower secondary education; three years of upper

secondary education; and four years of university studies. There are two types of high school: general high schools, where pupils are educated to go on to university, and vocational high schools. The first nine years of schooling are compulsory and free, while high school education is virtually universal, with only modest tuition fees being charged (Kim, 2004:3). According to the OECD (2011:12-13), in 2009, 98% of 25 to 34-year-old Koreans had successfully finished high school education, while 63% of these had completed tertiary education: both proportions are the highest among all OECD countries. The percentage of high school graduates who begin four-year university courses or two-year technical college studies was reported to be 83.8% in 2008, which is also very high compared to other OECD countries (KEDI, 2009:66). However, as the average university degree premium fell, competition for admission to the more prestigious universities became notoriously fiercer. As Lee and Brinton (1996) and Choi et al. (2012) highlight, the benefits of attending an elite university in Korea extend well beyond those of an individual's human capital, as school ties provide additional advantages in the labor market as a crucial source of social capital. Thus, young students face a tremendous amount of competition for the few places offered by the most prestigious universities as parents are willing to adopt any strategy to help their children gain an upper hand over their competitors. College entrance depends primarily on academic achievement at school and on the results of the College Scholastic Achievement Test (CSAT), an objectively graded examination sat once a year. Consequently, Korean families end up spending considerable sums of money on private tutoring to support their children, a practice that is not limited solely to children from higher socio-economic groups, but one that is widespread across the income groups (Lee et al., 2014).

The intensity with which private tutoring is consumed has both advantages and disadvantages. The main advantage is that pupils enhance their learning outcomes, a result supported by several studies (see, for example, Dang and Rogers, 2008; Kang, 2007). This enhanced academic achievement may also be beneficial to the economy as a whole, since the accumulation of human capital increases labor productivity, prompting economic growth. Additionally, private tutoring has a positive effect on the labor market: in 2009, this sector became the largest employer of graduates in the humanities and social sciences (OECD, 2014:95).

However, various experts conclude that the proliferation of private tutoring can have a number of harmful impacts. First, in a highly competitive environment, the health of

the country's pupils is put a risk. This is especially true of students receiving private tuition late into the night and on weekends (Rhie et al., 2011). Second, a reliance on private tutoring inevitably has some impact on public education. As students are often already familiar with the material being taught at school (having already studied it privately), the levels of motivation of both students and teachers are negatively affected (Choi et al., 2012). Third, a dependence on private tutoring may impede the development of students' self-directed learning and problem-solving abilities (Kim, 2010:7). Fourth, private tutoring has an opportunity cost which may restrict the development of skills and contents beyond those taught at school.

In addition to these various effects, another serious problem identified by economists is that private tutoring gives rise to an issue of efficiency as well as one of equity. First, private tutoring activities may generate negative externalities, since students are likely to demand more private tutoring services than their optimum level so as to at least maintain their relative positions in the academic performance distribution (Kim, 2010). As a result, private tutoring may be over-consumed, compared to a socially optimum level, despite the fact that the amount of private tutoring consumed by each student is individually optimal. As such, the overheated private tutoring market in Korea can be explained in the framework of the classic prisoner's dilemma which leads to a socially inefficient equilibrium (Choi, 2010).

As regards the equity issue, private tutoring is expensive, which means students from wealthier families are likely to consume more or higher quality services. Indeed, Korean families perceive one-to-one and group tuition – the most expensive types of private tutoring – as being the most effective¹. All in all, this situation can undermine the equality of educational opportunities. Thus, the Korean government has adopted different measures over recent decades in an attempt to control private tutoring for reasons of both efficiency and equity.

2.2. A testing ground for regulating private tutoring

In 1969, the government effectively ended selective education at the middle school level by abolishing entrance examinations. The primary aim was to control what was

¹Choi (2008), however, is unable to confirm the greater effectiveness of one-to-one tutoring. His results suggest that the effect of private, one-to-one tutoring on college entrance is positive, but statistically insignificant.

seen as wasteful private tutoring competition among children preparing for entrance exams to the most prestigious middle schools (Chung, 2002). For the same motive, in 1974, the high school equalization policy² was implemented in Seoul and Busan, Korea's two largest cities, and subsequently expanded to several other major cities through to 1980 (Kim and Lee, 2010). However, contrary to government expectations, spending on private tutoring showed no signs of abating. Rather, the equalization policy contributed significantly to raising the demand for individualized education (Kang, 2007), as households turned to private tutoring as a tool to supplement the equalized state education system (Kim and Lee, 2010).

Against this backdrop, in 1980, the Korean government took steps to prohibit all forms of private tutoring. However, parents, willing to hire private tutors at any expense, turned to the black private to meet their demand. At the same time, the suppliers of illegal private services demanded risk premiums, thus increasing further the price. Thus, paradoxically, the regulation of private tutoring seems to have exacerbated the inequality of educational opportunities by polarizing the consumption of the sector's services.

The democratization and liberalization of Korea saw the outright ban on private tutoring relaxed somewhat. However, until the Constitutional Court ruled that the prohibition on private tutoring was indeed unconstitutional in 2000, the government had only permitted two types of operator: college students and the *hagwon*. In the latter case, the government imposed strict restrictions in the form of specific requirements regarding the qualifications of the instructors, the schools facilities, and fees (Kang, 2007). Despite this, the number of *hagwon* increased dramatically from 381 in 1980 to 14,043 in 2000, while the number of students enrolled at *hagwon* increased in the same period from 118,000 to 1,388,000 (Kim and Lee, 2010). According to National Tax Service data, there were nearly 105,000 *hagwon* operating in Korea by 2013, up from 92,433 in 2008 (Korean Economic Daily, 2015).

At the same time, the government has sought to strengthen public education in the belief that the gap between the quality of mainstream education and private tutoring accounts for the willingness of households to hire private tutoring services. Thus, the government has increased inputs to public education substantially in an effort to

² The high school equalization policy introduced a lottery system whereby students were randomly allocated to the public and private schools within a district. As a result, the schools became more homogeneous as they could no longer select students and curricula, teacher salaries and tuition fees were regulated by the government.

improve school facilities, the student-teacher ratio, and the quality of school teachers. However, despite the marked increase in government spending, household spending on private tutoring has continued to rise at a remarkable pace (Kim and Lee, 2010).

Since the first decade of the new century, the government has been actively involved in providing low-cost substitutes for private tutoring so that demand for the latter could be absorbed into the public system. These reforms include the Educational Broadcasting System (EBS) lectures that specifically focus on preparing the CSAT, and “after-school” programs, introduced in 2006, that offer *hagwon*-like lessons in schools.³ These measures, however, did little to cool the demand for private tutoring. As links between the EBS lectures and the CSAT intensified (with many CSAT questions being drawn from the EBS lectures), *hagwon* that specifically focused on the EBS lectures became very popular. The “after-school” programs enjoyed some success, especially as they provided low-income pupils with additional education opportunities. However, students from wealthier backgrounds continued to consume private tutoring services. Indeed, some were found to attend both the “after-school” programs and to receive private tutorials. According to the 2009-2012 SPEE data, 49.8% of middle and high school students whose monthly household income was more than 4 million Korean won both received private tutoring and attended the “after-school” programs, while 27.7% of them only enrolled for private tutoring. In the case of households with a monthly income equal to or below the 4 million won threshold, these figures were 37.5 and 18.1%, respectively.

In addition, the government has reformed the university entrance system several times, seeking to reduce the importance attached to the CSAT and by introducing elements to the admissions system that cannot be acquired by simple memorization. Thus, greater importance is now attached to other selection criteria, including high school records, essay-style exams, extra-curricular activities, involvement in social services, while socio-economic disadvantages are also taken into account. However, these reforms have also failed to be effective and have actually ushered in new forms of private tutoring that specialize in the enhancement of the new selection criteria (Choi et al., 2012).

³ These are extra lessons offered by the schools for which students pay a small tuition fee, the government meeting the extra-funding needed. Initially, schools were forbidden from signing contracts with private institutions to provide these after-school programs.

2.3. *The 10 p.m. curfew on operating hours of hagwon*

As the measures aimed at curbing the demand for private tutoring proved ineffective, in 2006 the government introduced a new measure, namely, the regulation⁴ of the operating hours of *hagwon*. Before 2006, closing hours in some regions were already controlled by local ordinances; however, these curfews had no real authority in law (Kang, 2010). In September 2006, the reform of the “Act on the establishment and operation of private teaching institutes and extracurricular lessons” strengthened the powers of each of the municipal and provincial education offices with regards their regulatory authority over the *hagwon*. By 2009, all the offices had imposed a curfew on the operating hours of *hagwon*.

In April 2009, Seungjoon Kwak, chairman of the Presidential Council on Future and Vision first raised the possibility of fixing the same 10 p.m. curfew for all *hagwon*. He argued that this restriction would help households cut their expenditure on private tutoring and safeguard the health of their children. However, the plan faced strong opposition from a group of *hagwon* owners and parents, who claimed that the policy would result in many students going to the *hagwon* in the early morning and on weekends, especially as many high schools were keeping pupils at schools until 10 or even 11 p.m. (Kang, 2009). Others argued that while the policy might reduce the time students spent on private tutoring activities in the *hagwon*, the demand for private tutoring services would simply be substituted by private tutors. In this case, the curfew would simply widen the gap between high- and low-income earners, given that the former would be able to hire the best private tutors (Bae, 2009). Indeed, a group of *hagwon* operators in Seoul and Busan, with the support of both parents and students petitioned the Constitutional Court, claiming that the curfew violated children’s educational rights. Despite the opposition, the curfew was declared constitutional by the court in October 2009, and the nationwide implementation of the 10 p.m. closure gained momentum. That same month, the Ministry of Education, Science, and Technology reported that the government was expected to urge the amendment of the ordinances of the education offices in all cities and provinces and to fix a 10 p.m. curfew. At the same time, the government cracked down on those *hagwon* that violated the curfew, even offering financial rewards to citizens who reported offenders. Daegu, Gwangju, and

⁴ Bray and Kwo (2014) review different types of regulation from a comparative perspective.

Gyeonggi revised their ordinances accordingly in 2011, while the rest of the regions have been pushing ahead with the reform. As a result, a total of 13 education offices have completed or partly completed the revision of their ordinances regulating the operating hours of *hagwon* to 10 p.m. (KEDI, 2012:15-16). Table 1 provides a summary, by educational level and Korean province, of recent changes in the closing times of *hagwon*. As can be seen, during the period 2009 to 2012 period, the provinces have either maintained or tightened the curfew.

INSERT TABLE 1 AROUND HERE

However, there is little evidence of the effectiveness of the curfews in achieving their objectives (i.e., reducing expenditure and the time spent on private tutoring activities). To the best of our knowledge, only Kim (2009) has attempted to evaluate the effectiveness of the regulation, by applying a panel Tobit model to the 2005-2007 Korean Education and Employment Panel Survey data, and found a small negative impact of the curfew on monthly expenditure and weekly hours spent on private tutoring. He did not find any evidence that the regulation significantly increased monthly spending on other types of private tutoring. The author specifically analyzed the effect of regulating the operating hours of *hagwon* on household spending on private tutoring for general high school students before the enactment of the 10 p.m. curfew. Unlike Kim (2009), the present paper, using the more robust methodological framework of difference-in-differences, measures the actual impact of the implementation of the 10 p.m. curfew on private tutoring expenditure by focusing on changes in the curfews that have been made since 2009. We also analyze heterogeneous effects by educational level, namely, middle school and general high school.

While the expected impact of the curfew on expenditure and time spent on *hagwon* is trivial (a reduction in both), the overall effect of the measure on expenditure and time spent on private tutoring in general remains unclear. As alternative forms of private tutoring – most specifically, one-to-one and group tuition – are more expensive, the overall effect of the policy will depend on the prevalence of substitution or income effect. If admission to the top universities is the main objective driving the demand for private tutoring services, we would expect the substitution effect to prevail – i.e., families showing a greater willingness to hire additional forms of private tutoring as the date for sitting the CSAT approaches.

3. Methodology and data

3.1. Methodological approach: Difference-in-Differences (DD) estimation

The intuition behind the difference-in-differences (DD) method is that to investigate the effect of a specific intervention (“treatment”), the difference in outcomes after and before the intervention for groups affected by that intervention (“treatment groups”) are compared with the same difference for unaffected groups (“control groups”) (Bertrand et al., 2004:249).

Given that the curfew policy is not completely exogenous, i.e., some unobserved regional-level characteristics may affect both the regulation of the operating hours of the *hagwon* and private tutoring expenditure (our two dependent variables), the error term might be correlated with the independent variable. If this is the case, the OLS estimator is biased. However, under certain assumptions, the DD method allows us to at least control for the unobserved regional-level characteristics that are fixed over time, thus removing a potentially large source of omitted variable bias. By including group-level fixed effects, the DD method can control for such unobserved group-level variables (Angrist and Pischke, 2009:227). This applies to the current study, where the variable of interest operates at the regional level. The DD approach can control for time-invariant regional-level characteristics by comparing private tutoring expenditure costs and the time spent on private tutoring activities within regions over time and shared time trends by comparing differences across regions.

However, the credibility of this approach relies on a set of assumptions. First, the parallel trend assumption needs to hold in order for a DD estimator to yield a consistent estimate of the treatment effect; that is, in the absence of the treatment, private tutoring expenditure trends would have been the same in both treatment and control groups. This is analyzed graphically (Table A.1 in the Appendix). Results seem to confirm this assumption for high school students (Table A.1 b and d): the average weekly hours and yearly expenditure dedicated to private tutoring in the treatment and control groups followed a parallel evolution between 2009 and 2010 (prior to the enforcement of the *hagwon* curfew). This assumption does not seem to hold as strongly for middle school students (Table A.1 a and c). Thus, the results for middle school students have to be interpreted with caution and our analysis focuses primarily on the findings for high school students.

A second issue is that the DD estimator is inconsistent if an Ashenfelter dip occurs. The Ashenfelter dip indicates that treated individuals might have suffered bad outcomes immediately prior to treatment assignment due either to the selection of individuals or an anticipation of their participation in the treatment. However, here, anticipation of the implementation of the curfew did not result in parents increasing their private tutoring expenditure immediately prior to the imposition of the stricter curfew.

Finally, the DD estimates would be biased if the composition of the treatment and control groups changed as a result of the treatment. This would only be a problem here if households moved between regions in search of less strict curfews on the operating hours of *hagwon* in order to consume more private tutoring services. However, there is no evidence of Korean families having increased their geographical mobility after 2009. Indeed, our results seem to indicate that families adopted other strategies for countering the effects of the curfew.

As discussed above, by 2009 the provincial education offices around the country had fixed their own curfew on the *hagwon*. However, some of them changed this restriction in 2011 and 2012. This makes it appropriate to exploit a DD estimator to investigate the effect of the regulation on private tutoring expenditure. The treated group comprises those regions that modified their curfew between 2009 and 2012. Thus, the treatment considered in this study is not exactly the imposition of the 10 p.m. curfew, but rather the further strengthening of existing curfews (Table 1). The fact that the treatment (the curfew time) even differs within a region, led us to split the analysis between middle and general high school students, the main consumers of private tutoring in Korea. Control groups are identified, for each educational level, as those regions in which the *hagwon* closing times remained constant during the period.

Table 1 provides a summary of the curfews fixed by each education office. Based on the previous discussion, seven treatment groups are identified for middle school students and four for high school students. In 2011, the Jeonnam education office changed its curfew from midnight to 11:50 p.m. for high school students. However, a ten-minute difference is not expected to have a significant effect on private tutoring expenditure, so Jeonnam is categorized as a control group for high school students.

The timing of the implementation of the reforms posed an additional challenge for the identification of the treatment. As described in subsection 3.2 below, the data used in this analysis were drawn from a survey completed by parents twice a year. The problem is that some regional reforms were implemented during one of these reference periods:

the first being from March to May and the second from July to September. For example, in the cases of Gangwon, which introduced a change on 30 March 2012, and Daejeon, which imposed an initial curfew on 10 April 2009, including these regions in the analysis might have influenced the results and so they were dropped from the analysis. As a result, we are left with five treatment groups for middle school students (Daegu, Incheon, Jeonnam, Jeju, and Gyeonggi) and four treatment groups for high school students (Daegu, Incheon, Gyeonggi, and Gwangju). It should also be borne in mind that the enforcement of the curfews also differs across regions and school levels.

Given the existence of multiple groups and time periods, we opted to employ the general framework suggested by Bertrand et al. (2004:250) in which DD estimates and their standard errors derive from using OLS in repeated cross-sections of data on individuals in both treatment and control groups for several years before and after a specific intervention. The equation at the individual level is

$$(1) \quad Y_{irt} = \alpha_r + \delta_t + \gamma \cdot X_{irt} + \beta \cdot I_{rt} + \varepsilon_{irt}$$

where Y_{irt} is the outcome of interest for individual i in region r in year t (private tutoring expenditure –in log terms- or hours devoted to private tutoring); α_r is a full set of region dummies; δ_t is a full set of year dummies; X_{irt} is individual-specific covariates (gender, dummies for household income, dummies for parents' educational attainment, dummies for parents' age, dummies for parents' economic activity participation, and dummies for size of the region); I_{rt} is an indicator as to whether the curfew is further strengthened in region r in year t ; and ε_{irt} is an error term. The region fixed effects α_r capture any time-invariant difference in outcomes between the treatment and control groups, while the year fixed effects δ_t capture how both groups are affected over time by any non-treatment forces (Slaughter, 2001:210). Our dependent variables take a zero value for a large number of households⁵. Following Tansel and Bircan (2006), we obtain consistent estimates using a tobit framework which controls for the censored nature of the data. Following the argument of Bertrand et al. (2004), we compute robust standard errors to prevent overestimation of t-statistics and

⁵ In our sample, 41.3% of the middle and high school students do not take any kind of private tutoring. For one-to-one private tutoring and hagwon private tutoring, those figures are 85.4% and 57.9%, respectively.

significance levels. The DD estimator β can be interpreted as the effect of the enforcement of a curfew on operating hours of *hagwon* on private tutoring expenditure/hours spent on private tutoring activities.

Since curfews differ across school levels, the sample is divided into two subsamples: middle school and general high school students. The same estimation model is applied to both subsamples. Vocational high school students are excluded from the sample, as their academic profile and private tutoring consumption patterns differ significantly from students following the academic path⁶. Primary school students are excluded from the analysis too, as the consumption of private tutoring is mainly concentrated at higher educational levels.

Additionally, in the last part of our analysis, we split the high school sample into two (high- and low-income households) to check for the existence of heterogeneous effects of the curfew on the time and money spent on different types of tutoring. This exercise allows us to provide a clear picture of the redistributive effects of the curfew.

3.2. Data

This paper employs the Survey on Private Education Expenditure (SPEE) conducted since 2007 by the Korean National Statistics Office (KOSTAT). It provides detailed information on the consumption of private education services by Korean students (time spent, expenditure, type of tutoring). The survey is answered twice a year (June and October) by 46,000 parents of students attending 1,081 elementary, middle, and high schools across the country.

Students at each school level are selected by a stratification procedure designed to be representative of the national population at that school level. More specifically, after stratifying schools into four levels (elementary, middle, general and vocational high school) and 16 cities and provinces, the schools are independently sampled by grades. For elementary school, grades are stratified into 1~3 grades and 4~6 grades, and then three classes are randomly chosen per school. For middle and high schools, one class is sampled per school (KOSTAT, 2011).

We use data from 2009 to 2012. The rationale behind this choice is that, since 2009, KOSTAT provides information by administrative district, which constitutes crucial

⁶ Choi et al. (2012) discuss the different profile of vocational high school students.

information for performing the DD estimation, as each administrative district has its own education office and *hagwon* operating hours differ from one office to another. Thus, the availability of information for each administrative district facilitates the analysis of the impact of changes in the *hagwon* curfew on private tutoring expenses.

Several regions that implemented amendments to the ordinance during the reference periods of the survey are excluded from the sample. They include Daejeon and Jeonbuk, which enacted their initial curfews during the 2009 reference periods, and Gangwon and Chungnam, which changed their curfews during the 2012 reference periods. As a result, we work with a sample of 190,276 middle and general high school students⁷, from an overall sample of 349,365 students.

The dataset provides detailed information about the number of hours dedicated to private tutoring and the corresponding expenditure on these services. Private tutoring expenditure is reported for each subject (Korean, English, math, and science) and for each tutoring type (i.e., one-to-one tuition, group tuition, *hagwon* lessons, use of textbook combined with visit from a tutor, and paid internet and correspondence lecture tuition). All the variables concerning expenditure are expressed in real terms, adjusted to 2010 prices using a consumer price index.

The dataset contains information on student characteristics (gender and academic performance in class), household characteristics (monthly household income, parents' education level, age and economic activity participation), and the size of the region in which the household resides. These variables, except for academic performance in class (due to the potential problem of endogeneity⁸), are included in the regression model as individual-specific covariates. Treatment variables are identified as follows. A regulation dummy is assigned a value of one for regions and time periods subject to the policy strengthening the initial curfew on *hagwon*. Since the identification of treatment groups differs according to school level, these regulation dummies are created for each school level. Tables A.2 and A.3 in the Appendix summarize the definitions and the main descriptive statistics, respectively, of the variables used in the empirical analysis.

Table A.3 presents the mean values of the main variables in each sample. The first column shows the overall mean for all students, while columns two and three report the means for middle and general high school students. The fourth and fifth columns

⁷ A student who reported that her average weekly hours spent on private tutoring for academic purpose was 80 hours was dropped from the analysis as it is clearly an abnormal value.

⁸ Nevertheless, main results remained unchanged when introducing previous performance in the analysis.

compare student characteristics according to whether they receive private tutoring or not. Compared to high school students, middle school students spend more time and more money on private tutoring. Moreover, their consumption of private tutoring seems to be heavily concentrated on *hagwon* tutoring, while high school students also spend a significant amount of money on private, one-to-one tuition (with high school students spending almost twice as much as middle school students).

While classes at the *hagwon* are the most popular form of private tutoring, the use of textbook and internet and correspondence lectures are the least frequently used methods. SPEE data show a positive correlation between household income and time spent on one-to-one tuition, suggesting that this method is considered the most effective for improving pupils' academic performance. However, to the best of our knowledge, no analyses of the heterogeneous effects of tuition methods on academic achievement have yet been performed.

More interestingly, there are systematic differences in student characteristics depending on whether or not they receive private tutoring. In general, those receiving private tutoring are likely to be female, high academic achievers, and from high socio-economic backgrounds (Table A.3). The positive correlation between students' achievement and the consumption of private tutoring indicates that the primary objective of such tuition in Korea is not to complement deficient academic achievement, but rather it constitutes a strategy for high academic performers to maintain and strengthen their competitive advantage. This finding is in line with previous studies, see for example, Kim (2007) and Kim (2009). In the case of students' socio-economic backgrounds, the fourth and fifth columns of Table A.3 indicate that the proportion of students whose parents have at least a university degree and the proportion of students whose monthly household income is more than 4 million won are substantially higher among students that receive private tutoring than those who do not. These figures clearly demonstrate that households with high socio-economic status tend to provide their children with additional educational opportunities in the form of private tutoring.

4. Results and discussion

We present the average treatment effects of regulating the operating hours of *hagwon* on the time devoted to private tutoring (Subsection 4.1) and on expenditure dedicated to

these activities (4.2). The article concludes with a discussion of the study's main findings (4.3).

4.1. The impact of the hagwon curfew on the time dedicated to private tutoring activities

Table 2 presents the average treatment effect of the regulation of the operating hours of *hagwon* on the number of hours dedicated to all kinds of private tutoring activities. The non-significant coefficients clearly show that the curfew failed to reduce the time spent on private tutoring activities both for middle and high school students. There are two potential explanations for this finding: first that the policy failed to cut the time dedicated to classes offered by *hagwon*. This being the case, it could simply be concluded that the policy was ineffective. Second, the policy might have succeeded in reducing the amount of time spent on *hagwon* classes, but that this reduction was completely or partly offset by an increase in the consumption of other types of private tutoring. Although the SPEE does not provide details regarding the amount of time spent on each type of private tutoring activity, the results in subsection 4.2 seem to support this second scenario.

INSERT TABLE 2 AROUND HERE

The coefficients of the control variables are consistent with results reported in most previous studies. Students from higher income households and whose parents record a higher educational attainment tend to invest more time in private tuition. It has also been shown that students in households where the father is the sole breadwinner spend more time on private tutoring than their counterparts do. This may be attributed to the fact that the fathers in such households tend to have well-paid job⁹ and stay-at-home mothers can spend more time and energy on taking care of the educational activities of their children. These results suggest that educational expectations of parents vary according to their level of education and the importance of budgetary constraints on their being able to participate in private tutoring activities. This should be borne in mind when analyzing the next set of results (4.2).

⁹ According to the SPEE from 2009 to 2012, the average monthly household income is slightly higher for double-income families, but the average monthly household income per earner is much higher for single-income families with the father as the only breadwinner. This implies that some of the fathers in such households have a well-paid job, enough not to need an extra income earner in their households.

4.2. *The impact of the hagwon curfew on spending on private tutoring activities*

Table 3 presents the average treatment effect of the *hagwon* curfew on total private tutoring expenditure (first and fourth columns). We also calculate the impact of the curfew on private, one-to-one and group tuition expenditure and on *hagwon* tutoring expenditure separately, in order to identify the existence of a substitution effect. The main finding reported in Table 3 is that the enforcement of the curfew did not significantly reduce total expenditure on private tuition. As expected, the curfew was successful in decreasing expenditure on *hagwon* tutoring for both middle and high school students. This reduction in spending was greater for high school students, suggesting that the policy has had a greater impact on high school students, who are more likely to stay late at school.

INSERT TABLE 3 AROUND HERE

In the case of expenditure on private, one-to-one and group tuition (two more expensive substitutes for *hagwon* tutoring), the coefficients are insignificant for both school types. However, a positive, albeit statistically non-significant coefficient, for high school students seems to suggest that the reduction in spending on *hagwon* classes might have led to an increase in consumption of other private tutoring activities (i.e., private, one-to-one and group tuition).

The coefficients presented by the father's and mother's education, along with the household income dummies (Table 3) also indicate that yearly spending on private tutoring is significantly and positively correlated to household income and parental education. Indeed, the patterns followed by the socio-economic status variables are similar to those found when the dependent variable is the number of hours spent on private tutoring (Table 2). Households in which the father is a single-income earner spend the most amount of money on private tutoring activities.

4.3. *Discussion*

The DD estimates reported in Tables 2 and 3 indicate that the enforcement of the *hagwon* curfew did not significantly reduce the total time and expenditure dedicated to private tutoring as was intended, and that the government intervention was only

successful in reducing *hagwon* tutoring costs. This seems to be in line with the second scenario proposed in subsection 4.1 in which the reduced consumption of *hagwon* tuition driven by the curfew is completely or partially replaced by the increase in consumption of other types of private tutoring, including private, one-to-one and group tuition.

This substitution effect seems to be stronger among high school students. The impact of the regulation on one-to-one and group tuition for middle school students is not very different from zero (Table 3). However, the same estimate for high school students is 0.177, very similar to the decrease in expenditure on *hagwon* tutoring, although the value is statistically insignificant.

To obtain a clearer picture of the substitution effect across tuition types, we checked for the existence of heterogeneous effects. Table 4 shows the heterogeneous effects by household income of the *hagwon* curfew on time and money spent on private tutoring for high school students. In the table, the whole sample of high school students is divided into two groups: students from families whose monthly household income is above or below the 4 million won threshold¹⁰. Neither group of high school students reduces the total number of hours nor expenditure dedicated to private tuition, which suggests these effects are not heterogeneous across different income groups. However, if we examine the way in which the enforcement of the *hagwon* curfew has influenced private, one-to-one and group tuition and *hagwon* tutoring, we see that the two groups reacted quite differently to the intervention. The first row in Table 4 shows that high school students from low-income households significantly increased their consumption of private, one-to-one and group tuition when they had to reduce significantly their consumption of *hagwon* tutoring. This is clear evidence that the substitution from private *hagwon* tutoring to private, one-to-one and group tuition was more intense among lower income high school students. Conversely, high school students from high-income families did not seem to be as greatly affected by the intervention (given that all of the coefficients are insignificant despite showing the same signs as for the other group).

¹⁰ There are 8 income groups in the SPEE dataset (see table A.2). The monthly household income of the lowest 4 groups is less than 4 million won and that of the highest 4 groups is more than 4 million won. Also, given that the average monthly household income was about 4.4 million won in 2014 (Korea Statistics), the use of 4 million won as a threshold is considered reasonable. Disgracefully, the SPEE does not allow estimating per student expenditure and we acknowledge this limitation.

INSERT TABLE 4 AROUND HERE

How can we explain the heterogeneous reactions of the two types of household to the policy and what are the consequences of these heterogeneous effects? Our results show that the demand of high school students for private tutoring is inelastic, given that they are likely to regard private tutoring services as indispensable for excelling on the CSAT, the critical point in their academic lives. Thus, when their consumption of *hagwon* tutoring was regulated by the policy intervention, a considerable number of high school students appear to have opted to increase their use of private, one-to-one and group tuition to offset the reduction in *hagwon* classes. More specifically, this substitution across types of tuition is driven mainly by high school students from low-income families, those traditionally more reliant on the private classes offered by *hagwon*. In contrast, high school students from high-income families have, in addition to being consumers of *hagwon* tutoring, been active buyers of other types of private tuition. In other words, given that their consumption of private tutoring services had already shown an inclination for one-to-one and group tuition, regulations on the supply of *hagwon* did not affect their choice as much.

Finally, we checked the robustness of these results by performing a placebo test. In this test, we simulated the enforcement of the *hagwon* curfew as if it had been introduced between 2009 and 2010, that is, one year before actual enforcement. This analysis was replicated both for the whole sample of high school students and for the high-income and low-income households separately. Results are reported in Table 5 and, as expected, no significant effects were found.

INSERT TABLE 5 AROUND HERE

The imposition of the *hagwon* curfew has been more successful in changing private tutoring consumption patterns than in reducing the total time dedicated to private tutoring and the resources spent on these activities. This raises issues of both efficiency and equity. In the case of efficiency, while families managed to reduce their consumption of *hagwon* – a foreseeable outcome, given the nature of the regulations, their children increased the amount of time – and money – spent on other, more expensive, types of private tuition. The policy failed therefore to achieve its main objective – reducing the consumption of private tutoring – due to the inelastic demand

of such tutoring, closely linked to the overheated competition for admission to the most prestigious universities. The impact of the curfew on efficiency therefore depends on the effectiveness of each private tuition type for transmitting skills and, ultimately, the impact of these skills on economic growth. While examining this question is beyond the scope of this paper, it should be highlighted that if there are differences in quality between types of private tuition, the change in consumption patterns may have an impact on efficiency. Additionally, the impact of the curfew on efficiency is closely linked to its distributional effects.

Hence, an increase in the consumption of more expensive private tuition by low-income families may raise the overall performance of these students – that is, if the assumption of “superior quality” holds. Moreover, marginal gains in academic performance may prove to be crucial in an ultra-competitive environment. However, the substitution process generated by the curfew also has its losers, namely, the low-income families that paid for *hagwon* tutoring but who cannot afford other types of tuition. Therefore, as previous studies suggest that receiving private tuition has a positive impact on academic performance, the regulation has a negative impact on the equality of educational opportunities among this last subgroup of students.

To conclude, the Korean experience should serve to provide relevant guidelines for policymakers in countries with large private tutoring markets. The first lesson is straightforward: regulating – and effectively controlling – the operating hours of educational institutions has an impact on the consumption of the services provided by those institutions. However, the aggregate effect of these measures on the consumption of private tutoring is difficult to predict, as it seems to depend on the elasticity of demand of educational services, the existence of substitute services and the profile of the consumers of the different types of private tuition. Imposing a curfew on the academies in Korea had a neutral effect on the overall consumption of private tutoring because of the inelastic demand for these activities and the existence of substitute services. Moreover, the Korean authorities learnt decades ago that efforts to ban or regulate one-to-one tuition lead to an increase in black market activities. Therefore, policymakers who seek to cool the demand for private tutoring should perhaps focus their attention on tackling the underlying causes of the overheated demand for education, since the proliferation of private tutoring is usually the symptom of more complex issues.

References

- Angrist, J., & Pischke, J. (2009). *Mostly harmless econometrics: An empiricist's companion*. Princeton: Princeton University Press.
- Bae, J. (2009). Will *hagwon* curfew work?. *The Korea Times*. 26th April. Available from <http://koreatimes.co.kr/www/news/nation/2009/04/113_43860.html>. [10th June 2015].
- Bertrand, M., Duflo, E., & Mullainathan, S. (2004). How much should we trust differences-in-differences estimates? *Quarterly Journal of Economics*, 119(1), 249-275. DOI: 10.1162/003355304772839588
- Bray, M. (1999). *The shadow education system: Private tutoring and its implications for planners*. Paris: UNESCO.
- Bray, M. (2006). Private supplementary tutoring: Comparative perspectives on patterns and implications. *Compare: A Journal of Comparative and International Education*, 36(4), 515-530. DOI: 10.1080/03057920601024974
- Bray, M. (2009). *Confronting the Shadow Education System: What Government Policies for What Private Tutoring?* Paris: UNESCO International Institute for Educational Planning (IIEP).
- Bray, M., & Kobakhidze, M. N. (2014). Measurement issues in research on shadow education: Challenges and pitfalls encountered in TIMSS and PISA. *Comparative Education Review*, 58(4), 590-620. DOI: 10.1086/677907
- Bray, M. & Kwo, O (2014). *Regulating Private Tutoring for Public Good: Policy Options for Supplementary Education in Asia*. Bangkok and Hong Kong: UNESCO and Comparative Education Research Centre, The University of Hong Kong.
- Bray, M., & Kwok, P. (2003). Demand for private supplementary tutoring: Conceptual considerations, and socio-economic patterns in Hong Kong. *Economics of Education Review*, 22, 611-620. DOI: 10.1016/S0272-7757(03)00032-3
- Chae, S., Hong, J., and Lee, T. (2005). *Anatomy of the rank structure of Korean universities: Towards a design of integrated policies for education reform in Korea*. Seoul: AP-EPRI/ KEDI publications.
- Choi, Á. (2010). Analysis of private tutoring decisions in Korea: A game theory approach. *Regional and Sectoral Economic Studies*, 10(2), 23-36.

- Choi, Á., Calero, J., & Escardibul, J.O. (2012). Private tutoring and academic achievement in Korea: An approach through PISA-2006. *KEDI Journal of Educational Policy*, 9(2), 299-322.
- Choi, H. J. (2008). The effect of private tutoring on college entrance. *International Economic Journal*, 14(1), 73-110.
- Chung, B.G. (2002). Korea's War on Private Tutoring. *Second International Forum on Education Reform*, 2-5 September, Bangkok.
- Dang, H. (2007). The determinants and impact of private tutoring classes in Vietnam. *Economics of Education Review*, 26, 684-699.
- Dang, H., & Rogers, F. H. (2008). How to interpret the growing phenomenon of private tutoring: Human capital deepening, inequality increasing, or waste of resources? *World Bank Policy Research Working Paper*, 4530.
- Han, S. (2011). Private education costs fall for 1st time in decade. *The Korea Times*. 15th February. Available from <http://koreatimes.co.kr/www/news/nation/2011/02/113_81456.html>. [10th June 2015].
- Kang, C.H. (2007). Does money matter? The effect of private educational expenditures on academic performance. *National University of Singapore. Department of Economics Working Paper*, 704.
- Kang, S. (2010). Hagwon curfew backsliding. *The Korea Times*. 1st April. Available from <http://www.koreatimes.co.kr/www/news/nation/2010/04/113_63489.html>. [10th June 2015].
- KEDI. (2009). *Facts and figures on an analysis of educational statistics*. Seoul: Korean Educational Development Institute. (In Korean).
- KEDI. (2012). *Results and issues of hagwon management policies*. Seoul: Korean Educational Development Institute. (In Korean).
- Kim, H. (2010). Analysis of the effects of private education on academic achievement and labor market performance. *KDI Reports*, 2010-05. (In Korean).
- Kim, J. (2007). Shadow education around the world: Its cause and the effects. *Public Economics*, 12(2), 119-151. (In Korean).
- Kim, J. (2009). The effectiveness of regulation for cram schools on demand for private tutoring. *The Journal of Educational Administration*, 27(4), 465-487. (In Korean).
- Kim, S., & Lee, J. (2010). Private tutoring and demand for education in South Korea. *Economic Development and Cultural Change*, 58(2), 259-296. DOI: 10.1086/648186

- Kim, T. (2004). Shadow education: school quality and demand for private tutoring in Korea. *KDI School of Pub Policy & Management Paper No. 04-21*.
- Korean Economic Daily (2015). No. of Private Learning Centers Breaks 100,000 Level for First Time. *Korean Economic Daily*. 19th March. Available from: <<http://english.hankyung.com/news/apps/news.view?c1=04&nkey=201503191203111>> [10th June 2015].
- KOSTAT (2011). *The Survey of Private Education Expenditures*. Korea Statistics.
- Lee, S., & Brinton, M.C. (1996). Elite education and social capital: The case of South Korea. *Sociology of Education*, 69(3), 177-192. DOI: 10.2307/2112728
- Lee, B.J, Jwa, H.S, & Lim, S.H. (2014). The effects of private tutoring and parenting behaviors on children's academic achievement in Korea: Are there differences between low- and high-income groups? *KEDI Journal of Educational Policy*, 11(2), 163-178.
- OECD. (2011). *Education at a Glance 2011: highlights*. Paris: OECD.
- OECD. (2012a). *Economic surveys: Korea 2012*. Paris: OECD.
- OECD. (2012b). *Korea-country note- Education at a glance: OECD indicators 2012*. Paris: OECD.
- OECD (2014). *Strong performers and successful reformers in education: Lessons from PISA for Korea*. Paris: OECD.
- Rhie, S., Lee, S. & Chae, K.Y. (2011). Sleep patterns and school performance of Korean adolescents assessed using a Korean version of the pediatric daytime sleepiness scale. *Korean Journal of Pediatrics*, 54(1), 29-35. DOI: 10.3345/kjp.2011.54.1.29
- Slaughter, M. J. (2001). Trade liberalization and per capita income convergence: A difference-in-differences analysis. *Journal of International Economics*, 55, 203-228.
- Tansel, A., & Bircan, F. (2006). Demand for education in Turkey: A tobit analysis of private tutoring expenditures. *Economics of Education Review*, 25, 303-313. DOI: 10.1016/j.econedurev.2005.02.003

Table 1
Curfew imposed on *hagwon*, 2009-2012

Region	Middle school closing times (p.m.)				High school closing times (p.m.)			
	2009	2010	2011	2012	2009	2010	2011	2012
Daegu	12	12	10	10	12	12	10	10
Gyeonggi	11	11	10	10	12	12	10	10
Incheon	12	12	12	10	12	12	12	11
Jeonnam	12	12	10	10	12	12	12 ^a	12 ^a
Jeju	12	12	12	11	12	12	12	12
Gwangju	10	10	10	10	12	12	10	10
Seoul	10	10	10	10	10	10	10	10
Busan	10	10	10	10	11	11	11	11
Ulsan	12	12	12	12	12	12	12	12
Chungbuk	11	11	11	11	12	12	12	12
Gyeongbuk	11	11	11	11	12	12	12	12
Gyeongnam	12	12	12	12	12	12	12	12
Gangwon	12	12	12	11	12	12	12	12
Chungnam	12	12	12	11	12	12	12	12
Daejeon	11	11	11	11	12	12	12	12
Jeonbuk	11	11	11	11	11	11	11	11

Source: Ordinance regarding the establishment and operation of private teaching institutes and extracurricular lessons specified on the website of each city and provincial education office. Numbers in bold: change in curfew. Regions in bold: those whose reforms were implemented during survey periods (excluded from the analysis). ^a The exact curfew for Jeonnam is 11:50 p.m.

Table 2
Effects of the enforcement of the curfew on hours spent on private tutoring

VARIABLES	Middle school	High school
Regulation	0.011 (0.126)	-0.081 (0.101)
Female	-0.353*** (0.065)	0.336*** (0.049)
Father's education		
High school	1.988*** (0.235)	0.813*** (0.154)
Undergraduate	2.930*** (0.242)	1.878*** (0.160)
Graduate school	2.823*** (0.267)	2.085*** (0.179)
Mother's education		
High school	0.938*** (0.228)	0.697*** (0.146)
Undergraduate	1.182*** (0.239)	1.254*** (0.155)
Graduate school	1.300*** (0.296)	1.612*** (0.201)
Household income		
1~2 million won	2.059*** (0.264)	1.443*** (0.217)
2~3 million won	5.016*** (0.257)	3.368*** (0.211)
3~4 million won	6.750*** (0.256)	4.780*** (0.211)
4~5 million won	7.451*** (0.260)	5.516*** (0.213)
5~6 million won	7.989*** (0.265)	6.250*** (0.218)
6~7 million won	8.569*** (0.279)	6.795*** (0.227)
More than 7 million won	8.810*** (0.268)	7.059*** (0.219)
Father's age		
40s	0.628*** (0.189)	0.694* (0.402)
50s	0.249 (0.216)	0.262 (0.405)
Mother's age		
40s	-0.257*** (0.097)	0.503*** (0.148)
50s	-0.150 (0.202)	0.753*** (0.173)
Economic activity participation		
Mother only	-1.831*** (0.181)	-1.307*** (0.138)
Both	-0.339*** (0.068)	-0.709*** (0.0518)
None	-4.909*** (0.358)	-2.399*** (0.303)
Size of region		
Metropolitan city	0.782** (0.354)	-4.538*** (0.333)
Small city	1.736*** (0.195)	-3.211*** (0.136)
Rural area	0.289 (0.213)	-5.710*** (0.163)
Year FE	Yes	Yes
Region FE	Yes	Yes
Observations	70,176	107,409

Robust standard errors in parentheses *** p<0.01, ** p<0.05, * p<0.1

Table 3
Effects of the enforcement of the curfew on private tutoring expenditure

VARIABLES	Middle school			High school		
	Expenditure	1:1/Group	Hagwon	Expenditure	1:1/Group	Hagwon
Regulation	-0.037 (0.053)	0.002 (0.151)	-0.127* (0.073)	-0.083 (0.065)	0.177 (0.129)	-0.197** (0.095)
Female	-0.025 (0.027)	0.190** (0.078)	-0.170*** (0.037)	0.462*** (0.032)	1.023*** (0.063)	0.157*** (0.046)
Father's education						
High school	1.022*** (0.101)	2.009*** (0.305)	0.953*** (0.131)	0.593*** (0.103)	0.986*** (0.206)	0.594*** (0.149)
Undergraduate	1.578*** (0.104)	2.972*** (0.313)	1.561*** (0.135)	1.366*** (0.107)	1.807*** (0.213)	1.443*** (0.154)
Graduate school	1.587*** (0.113)	3.198*** (0.339)	1.670*** (0.150)	1.563*** (0.118)	2.051*** (0.236)	1.746*** (0.171)
Mother's education						
High school	0.390*** (0.098)	0.415 (0.290)	0.428*** (0.129)	0.488*** (0.098)	0.763*** (0.195)	0.363*** (0.140)
Undergraduate	0.640*** (0.102)	1.514*** (0.302)	0.540*** (0.135)	0.929*** (0.104)	1.545*** (0.207)	0.864*** (0.149)
Graduate school	0.803*** (0.122)	1.822*** (0.367)	0.663*** (0.169)	1.199*** (0.129)	2.145*** (0.257)	0.806*** (0.192)
Household income						
1~2 million won	0.846*** (0.117)	0.853** (0.349)	1.033*** (0.153)	1.042*** (0.144)	1.313*** (0.306)	1.227*** (0.209)
2~3 million won	2.228*** (0.113)	2.844*** (0.336)	2.520*** (0.148)	2.416*** (0.140)	3.197*** (0.296)	2.597*** (0.203)
3~4 million won	3.051*** (0.112)	4.361*** (0.334)	3.431*** (0.148)	3.412*** (0.140)	4.991*** (0.294)	3.417*** (0.203)
4~5 million won	3.472*** (0.114)	5.640*** (0.336)	3.768*** (0.150)	3.946*** (0.141)	5.968*** (0.296)	3.698*** (0.205)
5~6 million won	3.726*** (0.116)	6.442*** (0.342)	3.962*** (0.154)	4.389*** (0.143)	6.876*** (0.301)	4.062*** (0.209)
6~7 million won	3.930*** (0.120)	6.884*** (0.357)	4.181*** (0.161)	4.787*** (0.148)	7.531*** (0.311)	4.320*** (0.217)
More than 7 million won	3.992*** (0.117)	7.528*** (0.343)	4.104*** (0.156)	4.828*** (0.143)	8.165*** (0.300)	4.195*** (0.209)
Father's age						
40s	0.276*** (0.079)	0.264 (0.228)	0.418*** (0.108)	0.496* (0.270)	0.089 (0.505)	1.024** (0.402)
50s	0.087 (0.091)	-0.087 (0.259)	0.274** (0.123)	0.244 (0.272)	-0.202 (0.510)	0.606 (0.405)
Mother's age						
40s	-0.009 (0.040)	0.276** (0.117)	-0.076 (0.055)	0.325*** (0.098)	0.453** (0.190)	0.209 (0.143)
50s	0.127 (0.085)	0.583** (0.242)	-0.078 (0.114)	0.524*** (0.114)	0.832*** (0.221)	0.284* (0.165)
Economic activity						
Mother only	-0.919*** (0.079)	-0.938*** (0.218)	-0.962*** (0.104)	-0.860*** (0.091)	-0.818*** (0.179)	-1.180*** (0.130)
Both	-0.293*** (0.028)	-0.919*** (0.082)	-0.202*** (0.039)	-0.472*** (0.033)	-0.452*** (0.066)	-0.697*** (0.049)
None	-2.379*** (0.160)	-2.736*** (0.433)	-2.476*** (0.205)	-1.624*** (0.201)	-1.589*** (0.390)	-2.089*** (0.292)
Size of region						
Metropolitan city	0.368** (0.149)	2.435*** (0.460)	-0.429** (0.200)	-2.008*** (0.223)	1.331*** (0.466)	-5.347*** (0.308)
Small city	0.475*** (0.075)	0.618*** (0.223)	0.133 (0.108)	-1.279*** (0.091)	0.436** (0.173)	-2.981*** (0.137)
Rural area	-0.105 (0.086)	0.685*** (0.246)	-0.851*** (0.122)	-3.116*** (0.109)	-0.787*** (0.205)	-6.182*** (0.168)
Year FE	Yes	Yes	Yes	Yes	Yes	Yes
Region FE	Yes	Yes	Yes	Yes	Yes	Yes
Observations	70176	70176	70176	107409	107409	107409

Robust standard errors in parentheses *** p<0.01, ** p<0.05, * p<0.1

Table 4

Heterogeneous effects by household income of the enforcement of the curfew on time and money spent in private tutoring by high school students.

VARIABLES	Hour	Expenditure	1:1/Group	Hagwon
Low-income households (Less than 4 million won)	-0.107 (0.149)	-0.077 (0.104)	0.347* (0.210)	-0.255* (0.143)
High-income households (More than 4 million won)	0.044 (0.172)	-0.016 (0.100)	0.257 (0.198)	-0.084 (0.156)

Robust standard errors in parentheses *** p<0.01, ** p<0.05, * p<0.1

Table 5

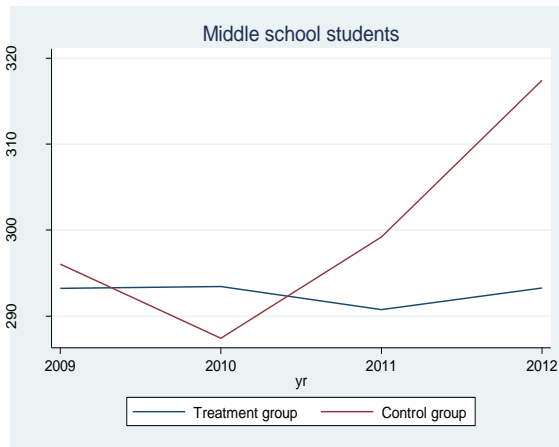
Results of a placebo enforcement of the curfew on time and money spent on private tutoring by high school students.

VARIABLES	Hour	Expenditure	1:1/Group	Hagwon
All	-0.017 (0.115)	-0.113 (0.073)	-0.069 (0.146)	-0.159 (0.109)
Low-income households (Less than 4 million won)	-0.005 (0.167)	-0.059 (0.114)	0.001 (0.234)	-0.201 (0.160)
High-income households (More than 4 million won)	-0.056 (0.201)	-0.127 (0.113)	-0.039 (0.231)	-0.131 (0.183)

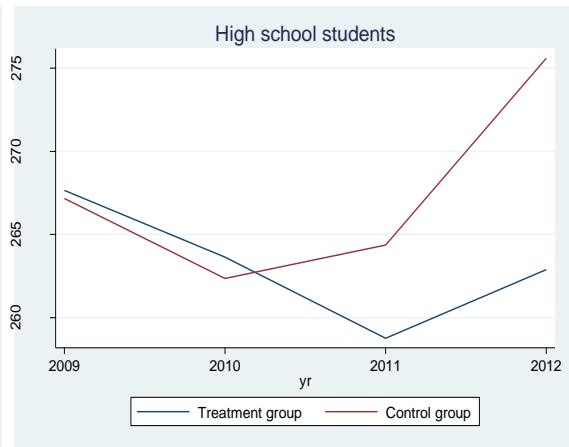
Robust standard errors in parentheses *** p<0.01, ** p<0.05, * p<0.1

Table A.1
Parallel trend assumption

Yearly spending on private tutoring

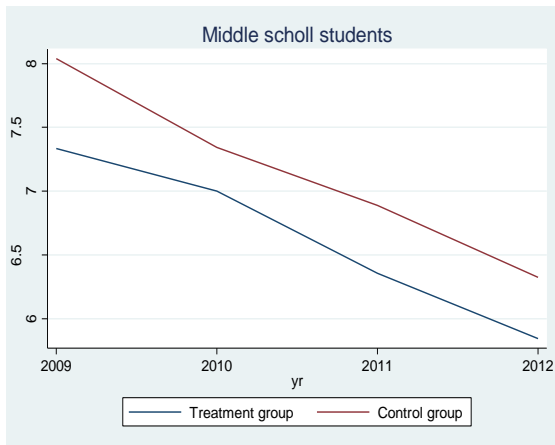


(a)

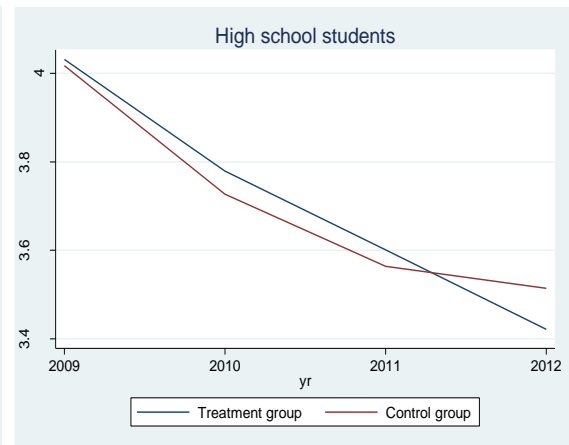


(b)

Weekly hours on private tutoring



(c)



(d)

Table A.2
Definition of main variables

Variables	Definition
Hour	Weekly hours spent on private tutoring for academic purpose
Expenditure	Yearly spending on private tutoring for academic purpose
One-to-one tutoring	Yearly spending on 'one-to-one tutoring'
Group tutoring	Yearly spending on 'group tutoring'
Hagwon tutoring	Yearly spending on 'taking lessons at hagwon'
Workbook tutoring	Yearly spending on 'textbooks with tutor's visit' type tutoring
Internet tutoring	Yearly spending on 'paid internet and correspondence lectures'
Female	1 if female; 0 otherwise
Father's education	(The reference group is middle school degree or less)
High school	1 if father has a high school degree; 0 otherwise
University	1 if father has a university degree; 0 otherwise
Graduate school	1 if father has a graduate degree or more; 0 otherwise
Mother's education	(The reference group is middle school degree or less)
High school	1 if mother has a high school degree; 0 otherwise
University	1 if mother has a university degree; 0 otherwise
Graduate school	1 if mother has a graduate degree or more; 0 otherwise
Household income	(The reference group is less than 1 million won)
1~2 million won	1 if monthly household income is between 1~2 million won; 0
2~3 million won	1 if monthly household income is between 2~3 million won; 0
3~4 million won	1 if monthly household income is between 3~4 million won; 0
4~5 million won	1 if monthly household income is between 4~5 million won; 0
5~6 million won	1 if monthly household income is between 5~6 million won; 0
6~7 million won	1 if monthly household income is between 6~7 million won; 0
More than 7 million won	1 if monthly household income is more than 7 million won; 0
Father's age	(The reference group is father in his twenties or thirties)
40s	1 if father is in his forties; 0 otherwise
50s	1 if father is in his fifties; 0 otherwise
Mother's age	(The reference group is mother in her twenties or thirties)
40s	1 if mother is in her forties; 0 otherwise
50s	1 if mother is in her fifties; 0 otherwise
Economic activity	(The reference group is only father works)
Mother only	1 if only mother works; 0 otherwise
Both	1 if both father and mother work; 0 otherwise
None	1 if neither father nor mother works; 0 otherwise
Academic performance	(The reference group is top 10% of the class)
10~30%	1 if student is between 10~30% of the class; 0 otherwise
30~60%	1 if student is between 30~60% of the class; 0 otherwise
60~80%	1 if student is between 60~80% of the class; 0 otherwise
Bottom 20%	1 if student is below bottom 20% of the class; 0 otherwise
Size of the region	(The reference group is Seoul)
Metropolitan city	1 if metropolitan city; 0 otherwise
Small city	1 if small city; 0 otherwise
Rural area	1 if rural area; 0 otherwise
Regulation	1 if the strengthened curfew is implemented; 0 otherwise

Table A.3
Descriptives

Variables	Mean				
	All Students	Middle School Students	High school students	No Tutoring (Hour = 0)	Positive Tutoring (Hour > 0)
Hour	4.991	6.924	3.707	0	8.495
Expenditure	278.110	296.578	265.835	0	473.340
One-to-one tutoring	68.004	46.752	82.129	0	115.742
Group tutoring	32.118	30.488	33.201	0	54.665
Hagwon tutoring	168.35	207.095	142.656	0	286.590
Workbook tutoring	3.794	8.083	0.943	0	6.458
Internet tutoring	5.808	4.159	6.904	0	9.885
Female	0.477	0.472	0.481	0.462	0.488
Father's education					
Middle school or less	0.051	0.049	0.051	0.086	0.026
High school	0.432	0.441	0.426	0.517	0.372
University	0.441	0.441	0.441	0.350	0.507
Graduate school	0.076	0.069	0.081	0.047	0.095
Mother's education					
Middle school or less	0.054	0.050	0.058	0.087	0.032
High school	0.575	0.569	0.578	0.643	0.528
University	0.342	0.355	0.334	0.253	0.403
Graduate school	0.029	0.026	0.030	0.017	0.037
Household income					
Less than 1 million won	0.049	0.058	0.043	0.089	0.022
1~2 million won	0.138	0.143	0.134	0.211	0.086
2~3 million won	0.204	0.205	0.204	0.242	0.178
3~4 million won	0.214	0.213	0.215	0.196	0.226
4~5 million won	0.156	0.153	0.159	0.119	0.182
5~6 million won	0.098	0.094	0.100	0.064	0.122
6~7 million won	0.050	0.049	0.050	0.028	0.065
More than 7 million won	0.091	0.085	0.095	0.051	0.119
Economic activity participation					
Father only	0.359	0.372	0.351	0.328	0.381
Mother only	0.085	0.087	0.083	0.123	0.058
Both	0.538	0.518	0.552	0.519	0.552
None	0.018	0.023	0.014	0.030	0.009
Academic performance					
Top 10%	0.109	0.116	0.102	0.067	0.137
10~30%	0.208	0.215	0.204	0.148	0.250
30~60%	0.332	0.309	0.347	0.308	0.349
60~80%	0.216	0.210	0.221	0.266	0.182
Bottom 20%	0.135	0.150	0.126	0.211	0.082
Number of observations	190,276	75,973	114,303	78,480	111,796

Note: All the variables regarding private tutoring expenditure are presented in 10 thousands of Korean won.

2011

- 2011/1, **Oppedisano, V; Turati, G.:** "What are the causes of educational inequalities and of their evolution over time in Europe? Evidence from PISA"
- 2011/2, **Dahlberg, M; Edmark, K; Lundqvist, H.:** "Ethnic diversity and preferences for redistribution"
- 2011/3, **Canova, L.; Vaglio, A.:** "Why do educated mothers matter? A model of parental help"
- 2011/4, **Delgado, F.J.; Lago-Peñas, S.; Mayor, M.:** "On the determinants of local tax rates: new evidence from Spain"
- 2011/5, **Piolatto, A.; Schuett, F.:** "A model of music piracy with popularity-dependent copying costs"
- 2011/6, **Duch, N.; García-Estévez, J.; Parellada, M.:** "Universities and regional economic growth in Spanish regions"
- 2011/7, **Duch, N.; García-Estévez, J.:** "Do universities affect firms' location decisions? Evidence from Spain"
- 2011/8, **Dahlberg, M.; Mörk, E.:** "Is there an election cycle in public employment? Separating time effects from election year effects"
- 2011/9, **Costas-Pérez, E.; Solé-Ollé, A.; Sorribas-Navarro, P.:** "Corruption scandals, press reporting, and accountability. Evidence from Spanish mayors"
- 2011/10, **Choi, A.; Calero, J.; Escardíbul, J.O.:** "Hell to touch the sky? Private tutoring and academic achievement in Korea"
- 2011/11, **Mira Godinho, M.; Cartaxo, R.:** "University patenting, licensing and technology transfer: how organizational context and available resources determine performance"
- 2011/12, **Duch-Brown, N.; García-Quevedo, J.; Montolio, D.:** "The link between public support and private R&D effort: What is the optimal subsidy?"
- 2011/13, **Breuilé, M.L.; Duran-Vigneron, P.; Samson, A.L.:** "To assemble to resemble? A study of tax disparities among French municipalities"
- 2011/14, **McCann, P.; Ortega-Argilés, R.:** "Smart specialisation, regional growth and applications to EU cohesion policy"
- 2011/15, **Montolio, D.; Trillas, F.:** "Regulatory federalism and industrial policy in broadband telecommunications"
- 2011/16, **Pelegrín, A.; Bolancé, C.:** "Offshoring and company characteristics: some evidence from the analysis of Spanish firm data"
- 2011/17, **Lin, C.:** "Give me your wired and your highly skilled: measuring the impact of immigration policy on employers and shareholders"
- 2011/18, **Bianchini, L.; Revelli, F.:** "Green politics: urban environmental performance and government popularity"
- 2011/19, **López Real, J.:** "Family reunification or point-based immigration system? The case of the U.S. and Mexico"
- 2011/20, **Bogliacino, F.; Piva, M.; Vivarelli, M.:** "The impact of R&D on employment in Europe: a firm-level analysis"
- 2011/21, **Tonello, M.:** "Mechanisms of peer interactions between native and non-native students: rejection or integration?"
- 2011/22, **García-Quevedo, J.; Mas-Verdú, F.; Montolio, D.:** "What type of innovative firms acquire knowledge intensive services and from which suppliers?"
- 2011/23, **Banal-Estañol, A.; Macho-Stadler, I.; Pérez-Castrillo, D.:** "Research output from university-industry collaborative projects"
- 2011/24, **Lighthart, J.E.; Van Oudheusden, P.:** "In government we trust: the role of fiscal decentralization"
- 2011/25, **Mongrain, S.; Wilson, J.D.:** "Tax competition with heterogeneous capital mobility"
- 2011/26, **Caruso, R.; Costa, J.; Ricciuti, R.:** "The probability of military rule in Africa, 1970-2007"
- 2011/27, **Solé-Ollé, A.; Viladecans-Marsal, E.:** "Local spending and the housing boom"
- 2011/28, **Simón, H.; Ramos, R.; Sanromá, E.:** "Occupational mobility of immigrants in a low skilled economy. The Spanish case"
- 2011/29, **Piolatto, A.; Trotin, G.:** "Optimal tax enforcement under prospect theory"
- 2011/30, **Montolio, D.; Piolatto, A.:** "Financing public education when altruistic agents have retirement concerns"
- 2011/31, **García-Quevedo, J.; Pellegrino, G.; Vivarelli, M.:** "The determinants of YICs' R&D activity"
- 2011/32, **Goodspeed, T.J.:** "Corruption, accountability, and decentralization: theory and evidence from Mexico"
- 2011/33, **Pedraja, F.; Cordero, J.M.:** "Analysis of alternative proposals to reform the Spanish intergovernmental transfer system for municipalities"
- 2011/34, **Jofre-Monseny, J.; Sorribas-Navarro, P.; Vázquez-Grenno, J.:** "Welfare spending and ethnic heterogeneity: evidence from a massive immigration wave"
- 2011/35, **Lyytikäinen, T.:** "Tax competition among local governments: evidence from a property tax reform in Finland"
- 2011/36, **Brühlhart, M.; Schmidheiny, K.:** "Estimating the Rivalness of State-Level Inward FDI"
- 2011/37, **García-Pérez, J.I.; Hidalgo-Hidalgo, M.; Robles-Zurita, J.A.:** "Does grade retention affect achievement? Some evidence from Pisa"
- 2011/38, **Boffa, f.; Panzar, J.:** "Bottleneck co-ownership as a regulatory alternative"

- 2011/39, **González-Val, R.; Olmo, J.:** "Growth in a cross-section of cities: location, increasing returns or random growth?"
- 2011/40, **Anesi, V.; De Donder, P.:** "Voting under the threat of secession: accommodation vs. repression"
- 2011/41, **Di Pietro, G.; Mora, T.:** "The effect of the l'Aquila earthquake on labour market outcomes"
- 2011/42, **Brueckner, J.K.; Neumark, D.:** "Beaches, sunshine, and public-sector pay: theory and evidence on amenities and rent extraction by government workers"
- 2011/43, **Cortés, D.:** "Decentralization of government and contracting with the private sector"
- 2011/44, **Turati, G.; Montolio, D.; Piacenza, M.:** "Fiscal decentralisation, private school funding, and students' achievements. A tale from two Roman catholic countries"

2012

- 2012/1, **Montolio, D.; Trujillo, E.:** "What drives investment in telecommunications? The role of regulation, firms' internationalization and market knowledge"
- 2012/2, **Giesen, K.; Suedekum, J.:** "The size distribution across all "cities": a unifying approach"
- 2012/3, **Foremny, D.; Riedel, N.:** "Business taxes and the electoral cycle"
- 2012/4, **García-Estévez, J.; Duch-Brown, N.:** "Student graduation: to what extent does university expenditure matter?"
- 2012/5, **Durán-Cabré, J.M.; Esteller-Moré, A.; Salvadori, L.:** "Empirical evidence on horizontal competition in tax enforcement"
- 2012/6, **Pickering, A.C.; Rockey, J.:** "Ideology and the growth of US state government"
- 2012/7, **Vergolini, L.; Zanini, N.:** "How does aid matter? The effect of financial aid on university enrolment decisions"
- 2012/8, **Backus, P.:** "Gibrat's law and legacy for non-profit organisations: a non-parametric analysis"
- 2012/9, **Jofre-Monseny, J.; Marín-López, R.; Viladecans-Marsal, E.:** "What underlies localization and urbanization economies? Evidence from the location of new firms"
- 2012/10, **Mantovani, A.; Vandekerckhove, J.:** "The strategic interplay between bundling and merging in complementary markets"
- 2012/11, **García-López, M.A.:** "Urban spatial structure, suburbanization and transportation in Barcelona"
- 2012/12, **Revelli, F.:** "Business taxation and economic performance in hierarchical government structures"
- 2012/13, **Arqué-Castells, P.; Mohnen, P.:** "Sunk costs, extensive R&D subsidies and permanent inducement effects"
- 2012/14, **Boffa, F.; Piolatto, A.; Ponzetto, G.:** "Centralization and accountability: theory and evidence from the Clean Air Act"
- 2012/15, **Cheshire, P.C.; Hilber, C.A.L.; Kaplanis, I.:** "Land use regulation and productivity – land matters: evidence from a UK supermarket chain"
- 2012/16, **Choi, A.; Calero, J.:** "The contribution of the disabled to the attainment of the Europe 2020 strategy headline targets"
- 2012/17, **Silva, J.I.; Vázquez-Grenno, J.:** "The ins and outs of unemployment in a two-tier labor market"
- 2012/18, **González-Val, R.; Lanaspa, L.; Sanz, F.:** "New evidence on Gibrat's law for cities"
- 2012/19, **Vázquez-Grenno, J.:** "Job search methods in times of crisis: native and immigrant strategies in Spain"
- 2012/20, **Lessmann, C.:** "Regional inequality and decentralization – an empirical analysis"
- 2012/21, **Nuevo-Chiquero, A.:** "Trends in shotgun marriages: the pill, the will or the cost?"
- 2012/22, **Piil Damm, A.:** "Neighborhood quality and labor market outcomes: evidence from quasi-random neighborhood assignment of immigrants"
- 2012/23, **Ploeckl, F.:** "Space, settlements, towns: the influence of geography and market access on settlement distribution and urbanization"
- 2012/24, **Algan, Y.; Hémet, C.; Laitin, D.:** "Diversity and local public goods: a natural experiment with exogenous residential allocation"
- 2012/25, **Martínez, D.; Sjögren, T.:** "Vertical externalities with lump-sum taxes: how much difference does unemployment make?"
- 2012/26, **Cubel, M.; Sanchez-Pages, S.:** "The effect of within-group inequality in a conflict against a unitary threat"
- 2012/27, **Andini, M.; De Blasio, G.; Duranton, G.; Strange, W.C.:** "Marshallian labor market pooling: evidence from Italy"
- 2012/28, **Solé-Ollé, A.; Viladecans-Marsal, E.:** "Do political parties matter for local land use policies?"
- 2012/29, **Buonanno, P.; Durante, R.; Prarolo, G.; Vanin, P.:** "Poor institutions, rich mines: resource curse and the origins of the Sicilian mafia"
- 2012/30, **Anghel, B.; Cabrales, A.; Carro, J.M.:** "Evaluating a bilingual education program in Spain: the impact beyond foreign language learning"
- 2012/31, **Curto-Grau, M.; Solé-Ollé, A.; Sorribas-Navarro, P.:** "Partisan targeting of inter-governmental transfers & state interference in local elections: evidence from Spain"

- 2012/32, **Kappeler, A.; Solé-Ollé, A.; Stephan, A.; Väilä, T.:** "Does fiscal decentralization foster regional investment in productive infrastructure?"
- 2012/33, **Rizzo, L.; Zanardi, A.:** "Single vs double ballot and party coalitions: the impact on fiscal policy. Evidence from Italy"
- 2012/34, **Ramachandran, R.:** "Language use in education and primary schooling attainment: evidence from a natural experiment in Ethiopia"
- 2012/35, **Rothstein, J.:** "Teacher quality policy when supply matters"
- 2012/36, **Ahlfeldt, G.M.:** "The hidden dimensions of urbanity"
- 2012/37, **Mora, T.; Gil, J.; Sicras-Mainar, A.:** "The influence of BMI, obesity and overweight on medical costs: a panel data approach"
- 2012/38, **Pelegrín, A.; García-Quevedo, J.:** "Which firms are involved in foreign vertical integration?"
- 2012/39, **Agasisti, T.; Longobardi, S.:** "Inequality in education: can Italian disadvantaged students close the gap? A focus on resilience in the Italian school system"

2013

- 2013/1, **Sánchez-Vidal, M.; González-Val, R.; Viladecans-Marsal, E.:** "Sequential city growth in the US: does age matter?"
- 2013/2, **Hortas Rico, M.:** "Sprawl, blight and the role of urban containment policies. Evidence from US cities"
- 2013/3, **Lampón, J.F.; Cabanelas-Lorenzo, P.; Lago-Peñas, S.:** "Why firms relocate their production overseas? The answer lies inside: corporate, logistic and technological determinants"
- 2013/4, **Montolio, D.; Planells, S.:** "Does tourism boost criminal activity? Evidence from a top touristic country"
- 2013/5, **García-López, M.A.; Holl, A.; Viladecans-Marsal, E.:** "Suburbanization and highways: when the Romans, the Bourbons and the first cars still shape Spanish cities"
- 2013/6, **Bosch, N.; Espasa, M.; Montolio, D.:** "Should large Spanish municipalities be financially compensated? Costs and benefits of being a capital/central municipality"
- 2013/7, **Escardíbul, J.O.; Mora, T.:** "Teacher gender and student performance in mathematics. Evidence from Catalonia"
- 2013/8, **Arqué-Castells, P.; Viladecans-Marsal, E.:** "Banking towards development: evidence from the Spanish banking expansion plan"
- 2013/9, **Asensio, J.; Gómez-Lobo, A.; Matas, A.:** "How effective are policies to reduce gasoline consumption? Evaluating a quasi-natural experiment in Spain"
- 2013/10, **Jofre-Monseny, J.:** "The effects of unemployment benefits on migration in lagging regions"
- 2013/11, **Segarra, A.; García-Quevedo, J.; Teruel, M.:** "Financial constraints and the failure of innovation projects"
- 2013/12, **Jerrim, J.; Choi, A.:** "The mathematics skills of school children: How does England compare to the high performing East Asian jurisdictions?"
- 2013/13, **González-Val, R.; Tirado-Fabregat, D.A.; Viladecans-Marsal, E.:** "Market potential and city growth: Spain 1860-1960"
- 2013/14, **Lundqvist, H.:** "Is it worth it? On the returns to holding political office"
- 2013/15, **Ahlfeldt, G.M.; Maennig, W.:** "Homevoters vs. leasevoters: a spatial analysis of airport effects"
- 2013/16, **Lampón, J.F.; Lago-Peñas, S.:** "Factors behind international relocation and changes in production geography in the European automobile components industry"
- 2013/17, **Guío, J.M.; Choi, A.:** "Evolution of the school failure risk during the 2000 decade in Spain: analysis of Pisa results with a two-level logistic model"
- 2013/18, **Dahlby, B.; Rodden, J.:** "A political economy model of the vertical fiscal gap and vertical fiscal imbalances in a federation"
- 2013/19, **Acacia, F.; Cubel, M.:** "Strategic voting and happiness"
- 2013/20, **Hellerstein, J.K.; Kutzbach, M.J.; Neumark, D.:** "Do labor market networks have an important spatial dimension?"
- 2013/21, **Pellegrino, G.; Savona, M.:** "Is money all? Financing versus knowledge and demand constraints to innovation"
- 2013/22, **Lin, J.:** "Regional resilience"
- 2013/23, **Costa-Campi, M.T.; Duch-Brown, N.; García-Quevedo, J.:** "R&D drivers and obstacles to innovation in the energy industry"
- 2013/24, **Huisman, R.; Stradnic, V.; Westgaard, S.:** "Renewable energy and electricity prices: indirect empirical evidence from hydro power"
- 2013/25, **Dargaud, E.; Mantovani, A.; Reggiani, C.:** "The fight against cartels: a transatlantic perspective"
- 2013/26, **Lambertini, L.; Mantovani, A.:** "Feedback equilibria in a dynamic renewable resource oligopoly: pre-emption, voracity and exhaustion"

- 2013/27, Feld, L.P.; Kalb, A.; Moessinger, M.D.; Osterloh, S.: "Sovereign bond market reactions to fiscal rules and no-bailout clauses – the Swiss experience"
- 2013/28, Hilber, C.A.L.; Vermeulen, W.: "The impact of supply constraints on house prices in England"
- 2013/29, Revelli, F.: "Tax limits and local democracy"
- 2013/30, Wang, R.; Wang, W.: "Dress-up contest: a dark side of fiscal decentralization"
- 2013/31, Dargaud, E.; Mantovani, A.; Reggiani, C.: "The fight against cartels: a transatlantic perspective"
- 2013/32, Saarimaa, T.; Tukiainen, J.: "Local representation and strategic voting: evidence from electoral boundary reforms"
- 2013/33, Agasisti, T.; Murtinu, S.: "Are we wasting public money? No! The effects of grants on Italian university students' performances"
- 2013/34, Flacher, D.; Harari-Kermadec, H.; Moulin, L.: "Financing higher education: a contributory scheme"
- 2013/35, Carozzi, F.; Repetto, L.: "Sending the pork home: birth town bias in transfers to Italian municipalities"
- 2013/36, Coad, A.; Frankish, J.S.; Roberts, R.G.; Storey, D.J.: "New venture survival and growth: Does the fog lift?"
- 2013/37, Giulietti, M.; Grossi, L.; Waterson, M.: "Revenues from storage in a competitive electricity market: Empirical evidence from Great Britain"

2014

- 2014/1, Montolio, D.; Planells-Struse, S.: "When police patrols matter. The effect of police proximity on citizens' crime risk perception"
- 2014/2, García-López, M.A.; Solé-Ollé, A.; Viladecans-Marsal, E.: "Do land use policies follow road construction?"
- 2014/3, Piolatto, A.; Rablen, M.D.: "Prospect theory and tax evasion: a reconsideration of the Yitzhaki puzzle"
- 2014/4, Cuberes, D.; González-Val, R.: "The effect of the Spanish Reconquest on Iberian Cities"
- 2014/5, Durán-Cabré, J.M.; Esteller-Moré, E.: "Tax professionals' view of the Spanish tax system: efficiency, equity and tax planning"
- 2014/6, Cubel, M.; Sanchez-Pages, S.: "Difference-form group contests"
- 2014/7, Del Rey, E.; Racionero, M.: "Choosing the type of income-contingent loan: risk-sharing versus risk-pooling"
- 2014/8, Torregrosa Hetland, S.: "A fiscal revolution? Progressivity in the Spanish tax system, 1960-1990"
- 2014/9, Piolatto, A.: "Itemised deductions: a device to reduce tax evasion"
- 2014/10, Costa, M.T.; García-Quevedo, J.; Segarra, A.: "Energy efficiency determinants: an empirical analysis of Spanish innovative firms"
- 2014/11, García-Quevedo, J.; Pellegrino, G.; Savona, M.: "Reviving demand-pull perspectives: the effect of demand uncertainty and stagnancy on R&D strategy"
- 2014/12, Calero, J.; Escardíbul, J.O.: "Barriers to non-formal professional training in Spain in periods of economic growth and crisis. An analysis with special attention to the effect of the previous human capital of workers"
- 2014/13, Cubel, M.; Sanchez-Pages, S.: "Gender differences and stereotypes in the beauty"
- 2014/14, Piolatto, A.; Schuett, F.: "Media competition and electoral politics"
- 2014/15, Montolio, D.; Trillas, F.; Trujillo-Baute, E.: "Regulatory environment and firm performance in EU telecommunications services"
- 2014/16, Lopez-Rodriguez, J.; Martinez, D.: "Beyond the R&D effects on innovation: the contribution of non-R&D activities to TFP growth in the EU"
- 2014/17, González-Val, R.: "Cross-sectional growth in US cities from 1990 to 2000"
- 2014/18, Vona, F.; Nicolli, F.: "Energy market liberalization and renewable energy policies in OECD countries"
- 2014/19, Curto-Grau, M.: "Voters' responsiveness to public employment policies"
- 2014/20, Duro, J.A.; Teixidó-Figueras, J.; Padilla, E.: "The causal factors of international inequality in CO₂ emissions per capita: a regression-based inequality decomposition analysis"
- 2014/21, Fleten, S.E.; Huisman, R.; Kilic, M.; Pennings, E.; Westgaard, S.: "Electricity futures prices: time varying sensitivity to fundamentals"
- 2014/22, Afcha, S.; García-Quevedo, J.: "The impact of R&D subsidies on R&D employment composition"
- 2014/23, Mir-Artigues, P.; del Río, P.: "Combining tariffs, investment subsidies and soft loans in a renewable electricity deployment policy"
- 2014/24, Romero-Jordán, D.; del Río, P.; Peñasco, C.: "Household electricity demand in Spanish regions. Public policy implications"
- 2014/25, Salinas, P.: "The effect of decentralization on educational outcomes: real autonomy matters!"
- 2014/26, Solé-Ollé, A.; Sorribas-Navarro, P.: "Does corruption erode trust in government? Evidence from a recent surge of local scandals in Spain"
- 2014/27, Costas-Pérez, E.: "Political corruption and voter turnout: mobilization or disaffection?"

- 2014/28, **Cubel, M.; Nuevo-Chiquero, A.; Sanchez-Pages, S.; Vidal-Fernandez, M.:** "Do personality traits affect productivity? Evidence from the LAB"
- 2014/29, **Teresa Costa, M.T.; Trujillo-Baute, E.:** "Retail price effects of feed-in tariff regulation"
- 2014/30, **Kilic, M.; Trujillo-Baute, E.:** "The stabilizing effect of hydro reservoir levels on intraday power prices under wind forecast errors"
- 2014/31, **Costa-Campi, M.T.; Duch-Brown, N.:** "The diffusion of patented oil and gas technology with environmental uses: a forward patent citation analysis"
- 2014/32, **Ramos, R.; Sanromá, E.; Simón, H.:** "Public-private sector wage differentials by type of contract: evidence from Spain"
- 2014/33, **Backus, P.; Esteller-Moré, A.:** "Is income redistribution a form of insurance, a public good or both?"
- 2014/34, **Huisman, R.; Trujillo-Baute, E.:** "Costs of power supply flexibility: the indirect impact of a Spanish policy change"
- 2014/35, **Jerrim, J.; Choi, A.; Simancas Rodríguez, R.:** "Two-sample two-stage least squares (TSTSLS) estimates of earnings mobility: how consistent are they?"
- 2014/36, **Mantovani, A.; Tarola, O.; Vergari, C.:** "Hedonic quality, social norms, and environmental campaigns"
- 2014/37, **Ferraresi, M.; Galmarini, U.; Rizzo, L.:** "Local infrastructures and externalities: Does the size matter?"
- 2014/38, **Ferraresi, M.; Rizzo, L.; Zanardi, A.:** "Policy outcomes of single and double-ballot elections"

2015

- 2015/1, **Foremny, D.; Freier, R.; Moessinger, M-D.; Yeter, M.:** "Overlapping political budget cycles in the legislative and the executive"
- 2015/2, **Colombo, L.; Galmarini, U.:** "Optimality and distortionary lobbying: regulating tobacco consumption"
- 2015/3, **Pellegrino, G.:** "Barriers to innovation: Can firm age help lower them?"
- 2015/4, **Hémet, C.:** "Diversity and employment prospects: neighbors matter!"
- 2015/5, **Cubel, M.; Sanchez-Pages, S.:** "An axiomatization of difference-form contest success functions"
- 2015/6, **Choi, A.; Jerrim, J.:** "The use (and misuse) of Pisa in guiding policy reform: the case of Spain"
- 2015/7, **Durán-Cabré, J.M.; Esteller-Moré, A.; Salvadori, L.:** "Empirical evidence on tax cooperation between sub-central administrations"
- 2015/8, **Batalla-Bejerano, J.; Trujillo-Baute, E.:** "Analysing the sensitivity of electricity system operational costs to deviations in supply and demand"
- 2015/9, **Salvadori, L.:** "Does tax enforcement counteract the negative effects of terrorism? A case study of the Basque Country"
- 2015/10, **Montolio, D.; Planells-Struse, S.:** "How time shapes crime: the temporal impacts of football matches on crime"
- 2015/11, **Piolatto, A.:** "Online booking and information: competition and welfare consequences of review aggregators"
- 2015/12, **Boffa, F.; Pingali, V.; Sala, F.:** "Strategic investment in merchant transmission: the impact of capacity utilization rules"
- 2015/13, **Slemrod, J.:** "Tax administration and tax systems"
- 2015/14, **Arqué-Castells, P.; Cartaxo, R.M.; García-Quevedo, J.; Mira Godinho, M.:** "How inventor royalty shares affect patenting and income in Portugal and Spain"
- 2015/15, **Montolio, D.; Planells-Struse, S.:** "Measuring the negative externalities of a private leisure activity: hooligans and pickpockets around the stadium"
- 2015/16, **Batalla-Bejerano, J.; Costa-Campi, M.T.; Trujillo-Baute, E.:** "Unexpected consequences of liberalisation: metering, losses, load profiles and cost settlement in Spain's electricity system"
- 2015/17, **Batalla-Bejerano, J.; Trujillo-Baute, E.:** "Impacts of intermittent renewable generation on electricity system costs"
- 2015/18, **Costa-Campi, M.T.; Paniagua, J.; Trujillo-Baute, E.:** "Are energy market integrations a green light for FDI?"
- 2015/19, **Jofre-Monseny, J.; Sánchez-Vidal, M.; Viladecans-Marsal, E.:** "Big plant closures and agglomeration economies"
- 2015/20, **García-López, M.A.; Hémet, C.; Viladecans-Marsal, E.:** "How does transportation shape intrametropolitan growth? An answer from the regional express rail"
- 2015/21, **Esteller-Moré, A.; Galmarini, U.; Rizzo, L.:** "Fiscal equalization under political pressures"
- 2015/22, **Escardíbul, J.O.; Afcha, S.:** "Determinants of doctorate holders' job satisfaction. An analysis by employment sector and type of satisfaction in Spain"
- 2015/23, **Aidt, T.; Asatryan, Z.; Badalyan, L.; Heinemann, F.:** "Vote buying or (political) business (cycles) as usual?"
- 2015/24, **Albæk, K.:** "A test of the 'lose it or use it' hypothesis in labour markets around the world"
- 2015/25, **Angelucci, C.; Russo, A.:** "Petty corruption and citizen feedback"

2015/26, Moriconi, S.; Picard, P.M.; Zanaj, S.: "Commodity taxation and regulatory competition"

2015/27, Brekke, K.R.; Garcia Pires, A.J.; Schindler, D.; Schjelderup, G.: "Capital taxation and imperfect competition: ACE vs. CBIT"

2015/28, Redonda, A.: "Market structure, the functional form of demand and the sensitivity of the vertical reaction function"

2015/29, Ramos, R.; Sanromá, E.; Simón, H.: "An analysis of wage differentials between full-and part-time workers in Spain"

2015/30, Garcia-López, M.A.; Pasidis, I.; Viladecans-Marsal, E.: "Express delivery to the suburbs the effects of transportation in Europe's heterogeneous cities"

2015/31, Torregrosa, S.: "Bypassing progressive taxation: fraud and base erosion in the Spanish income tax (1970-2001)"

