






STUDY PROTOCOL

REVISED **Scaling-up primary health care-based prevention and management of heavy drinking at the municipal level in middle-income countries in Latin America: Background and protocol for a three-country quasi-experimental study [version 3; referees: 2 approved, 1 approved with reservations]**

Previously titled: Scaling-up primary health care-based prevention and management of alcohol use disorder at the municipal level in middle-income countries in Latin America: Background and pre-protocol for a three-country quasi-experimental study

Peter Anderson ^{1,2}, Amy O'Donnell ¹, Eileen Kaner¹, Antoni Gual³⁻⁵, Bernd Schulte⁶, Augusto Pérez Gómez⁷, Hein de Vries⁸, Guillermina Natera Rey⁹, Jürgen Rehm ¹⁰⁻¹³

¹Institute of Health & Society, Newcastle University, Newcastle upon Tyne, NE2 4AX, UK

²Faculty of Health, Medicine and Life Sciences, Maastricht University, Maastricht, 6221 HA, Netherlands

³Addictions Unit, Psychiatry Dept, Hospital Clínic of Barcelona, Barcelona, 08036, Spain

⁴Institut d'Investigacions Biomèdiques August Pi Sunyer (IDIBAPS), Barcelona, 08036, Spain

⁵Red de Trastornos Adictivo, Instituto de Salud Carlos III, Madrid, 28029, Spain

⁶Centre for Interdisciplinary Addiction Research, University Medical Center Hamburg-Eppendorf, Hamburg, 20246, Germany

⁷Corporación Nuevos Rumbos, Bogotá, Colombia

⁸Department of Health Promotion, Maastricht University, Maastricht, 6200, Netherlands

⁹Instituto Nacional de Psiquiatría Ramón de la Fuente Muñiz, Mexico City, 14370, Mexico

¹⁰Institute for Mental Health Policy Research, Toronto, ON, M5S 2S1, Canada

¹¹Dalla Lana School of Public Health, University of Toronto, Toronto, ON, M5T 3M7, Canada

¹²Department of Psychiatry, University of Toronto, Toronto, ON, M5T 3M7, Canada

¹³Institute for Clinical Psychology and Psychotherapy, TU Dresden, Dresden, 01187, Germany

v3 **First published:** 23 Mar 2017, 6:311 (doi: [10.12688/f1000research.11173.1](https://doi.org/10.12688/f1000research.11173.1))
Second version: 28 Jul 2017, 6:311 (doi: [10.12688/f1000research.11173.2](https://doi.org/10.12688/f1000research.11173.2))
Latest published: 13 Nov 2017, 6:311 (doi: [10.12688/f1000research.11173.3](https://doi.org/10.12688/f1000research.11173.3))

Abstract

Background: While primary health care (PHC)-based prevention and management of heavy drinking is clinically effective and cost-effective, it remains poorly implemented in routine practice. Systematic reviews and multi-country studies have demonstrated the ability of training and support programmes to increase PHC-based screening and brief advice activity to reduce heavy drinking. However, gains have been only modest and short term at best. WHO studies have concluded that a more effective uptake could be achieved by embedding PHC activity within broader community and municipal support.

Protocol: A quasi-experimental study will compare PHC-based prevention and management of heavy drinking in three intervention cities from Colombia,

Open Peer Review

Referee Status:   

Invited Referees

Mexico and Peru with three comparator cities from the same countries. In the implementation cities, primary health care units (PHCUs) will receive training embedded within ongoing supportive municipal action over an 18-month implementation period. In the comparator cities, practice as usual will continue at both municipal and PHCU levels. The primary outcome will be the proportion of consulting adult patients intervened with (screened and advice given to screen positives). The study is powered to detect a doubling of the outcome measure from an estimated 2.5/1,000 patients at baseline. Formal evaluation points will be at baseline, mid-point and end-point of the 18-month implementation period. We will present the ratio (plus 95% confidence interval) of the proportion of patients receiving intervention in the implementation cities with the proportions in the comparator cities. Full process evaluation will be undertaken, coupled with an analysis of potential contextual, financial and political-economy influencing factors.

Discussion: This multi-country study will test the extent to which embedding PHC-based prevention and management of alcohol use disorder with supportive municipal action leads to improved scale-up of more patients with heavy drinking receiving appropriate advice and treatment.

Study status: The four-year study will start on 1st December 2017.

REVISED

version 3
published
13 Nov 2017

REVISED

version 2
published
28 Jul 2017

	1	2	3
version 1 published 23 Mar 2017	 report	report	 report
	 ? report		 ? report
	 ? report	? report	

1 **John B. Saunders**, University of Queensland, Australia

2 **Peter Nygaard**, Pacific Institute for Research and Evaluation, USA
California State University East Bay, USA

3 **Janna Skagerström**, Linköping University, Sweden

Discuss this article

Comments (0)

Corresponding author: Peter Anderson (peteranderson.mail@gmail.com)

Author roles: **Anderson P:** Conceptualization, Writing – Original Draft Preparation, Writing – Review & Editing; **O'Donnell A:** Conceptualization, Writing – Review & Editing; **Kaner E:** Conceptualization, Writing – Review & Editing; **Gual A:** Writing – Review & Editing; **Schulte B:** Writing – Review & Editing; **Pérez Gómez A:** Writing – Review & Editing; **de Vries H:** Writing – Review & Editing; **Natera Rey G:** Writing – Review & Editing; **Rehm J:** Conceptualization, Methodology, Writing – Review & Editing

Competing interests: No competing interests were disclosed.

How to cite this article: Anderson P, O'Donnell A, Kaner E *et al.* **Scaling-up primary health care-based prevention and management of heavy drinking at the municipal level in middle-income countries in Latin America: Background and protocol for a three-country quasi-experimental study [version 3; referees: 2 approved, 1 approved with reservations]** *F1000Research* 2017, 6:311 (doi: [10.12688/f1000research.11173.3](https://doi.org/10.12688/f1000research.11173.3))

Copyright: © 2017 Anderson P *et al.* This is an open access article distributed under the terms of the [Creative Commons Attribution Licence](#), which permits unrestricted use, distribution, and reproduction in any medium, provided the original work is properly cited. Data associated with the article are available under the terms of the [Creative Commons Zero "No rights reserved" data waiver](#) (CC0 1.0 Public domain dedication).

Grant information: The study is funded by the European Commission (grant no. 778048).
The funders had no role in study design, data collection and analysis, decision to publish, or preparation of the manuscript.

First published: 23 Mar 2017, 6:311 (doi: [10.12688/f1000research.11173.1](https://doi.org/10.12688/f1000research.11173.1))

REVISED Amendments from Version 2

The title of the paper has been changed in two ways: first, replacing alcohol use disorder with heavy drinking, as the focus of the intervention is heavy drinking; changing pre-protocol to protocol, as the study is now funded by the Horizon 2020 programme of the European Commission.

We have shortened the first five paragraphs of the Introduction, deleting detail of descriptions of different nomenclature related to clinical diagnoses.

We have replaced EuroQol with WHODAS 2.0 as our measure of health and disability, as WHODAS 2.0 is a more generic and global instrument.

We have revised Figure 4.

We have added patient alcohol health literacy and injunctive social norms as a secondary outcome measure.

We have updated the Grant information section.

See referee reports

Introduction

Harm done by alcohol

Alcohol is a cause of a wide range of diseases and injuries, exacerbated by occasions of heavy drinking¹, resulting in it ranking as the ninth leading global risk-factor in 2015 for morbidity and premature death². Ranking increases to fourth in Colombia and Peru, and fifth in Mexico², the three Latin American countries addressed in this protocol.

The clinical condition of alcohol use disorder (AUD)³⁻⁵, which includes the harmful use of alcohol, is associated with considerable disability, morbidity, and mortality^{6,7}. Worldwide in 2015, there were 63.5 million cases of AUD⁸ (due to more restrictive definitions, this is lower than other estimates of 95 million cases⁹), responsible for 137,500 deaths¹⁰, 6.3 million years lived with disability⁸, and 112 million disability adjusted life years¹¹.

Sustainable development goals

Adverse impacts from AUD and the harmful use of alcohol are aggravated by lower socio-economic status¹². Impacts also extend beyond the individual drinker, with considerable costs borne by families, communities, health systems, and the wider economy⁷. A large proportion of these costs are avertable¹³. Tackling the multiple individual and societal level harms caused by AUD and the harmful use of alcohol is a global economic and public health priority, and essential for achieving global targets of reducing deaths from non-communicable diseases by 25% between 2010 and 2025¹⁴, more so as risk of exposure to harmful use of alcohol increases with increasing socio-economic status in low and middle income countries². Further, building on the global NCD framework¹⁵ and the WHO global strategy¹⁶, UN Sustainable Development Goals Target 3.5 is to strengthen the prevention and treatment of substance abuse, including narcotic drug abuse and harmful use of alcohol, with two proposed indicators: coverage of treatment interventions (pharmacological, psychosocial and rehabilitation and aftercare services) for substance use disorders (including AUD); and, per capita alcohol consumption¹⁷.

Heavy drinking

This protocol focuses on the prevention and management of heavy drinking, an understandable term to use when identifying at risk patients in primary health care (PHC)¹⁸⁻²¹. We base our definition of heavy drinking on the European Medicines Agency's 'threshold 1', more than 60g of alcohol consumed on average a day by a man and more than 40g a day by a woman²². These are the same levels as original descriptions used in global burden of disease studies²³. For practical purposes, we take the mid-point (50g a day) as our definition of heavy drinking. At this level of consumption, there is little difference in absolute risk (about 3.5%) of dying prematurely due to alcohol before the age of 70 years between men and women²⁴.

Advice and treatment gap

Despite the fact that heavy drinking is one of the most important modifiable causes of premature morbidity and mortality²⁵, worldwide, although the data should be interpreted with caution, it is estimated by WHO that as many as four out of five heavy drinking individuals fail to receive the offer of appropriate advice or treatment^{26,27}. In Mexico, the gap is nine out of ten^{28,29}. The problem is not one of lack of effective treatment and prevention options^{30,31}. A robust and extensive body of literature demonstrates the range of evidence-based strategies available to policy makers and practitioners seeking to reduce heavy drinking^{31,32}. Questionnaire-based screening and brief advice programmes delivered in PHC are effective³³ and cost-effective³⁴ in reducing heavy drinking, even though the extent to which this evidence-base is grounded in efficacy (ideal world) or effectiveness (real world) trials is still debated in some academic circles³⁵. In addition to brief advice, treatment for AUD and harmful alcohol use include cognitive behavioural therapy and pharmacotherapy, both of which are found to be effective in reducing heavy drinking³⁶⁻³⁹. However, to date at least, these have failed to achieve widespread up-take^{31,40,41}.

The Organisation for Economic Co-operation and Development (OECD) has estimated that if the proportion of eligible patients receiving advice and treatment for heavy drinking increased to 30% of eligible patients, the prevalence of harmful use of alcohol could decrease by as much as 10–15% across OECD member countries, with reductions in the annual incidence of AUD of 5–14%⁴⁰. Large scale implementation of advice and treatment programmes can be expensive because of staff and drug costs, but has the potential of large reductions in health care expenditures, with, in some countries, advice and treatment programmes estimated to be cost saving by large margins⁴⁰. Such programmes would also free large numbers of working age people per year from alcohol-related diseases.

Increasing PHC activity

Two systematic reviews^{42,43} and two multi-country studies^{41,44,45} have demonstrated the possibility of increasing the proportion of patients screened, and screen-positive patients given advice by their PHC providers. The WHO Phase III four-country study on the identification and management of alcohol-related problems in primary care found that the odds ratios for the impact of training and support on increasing higher screening proportions (defined as 20% or more of eligible patients screened) was 2.2 (95% CI=1.3 to 3.1) and on increasing higher intervention proportions (defined as

10% or more of eligible patients screened and advice given to screen positives) was 2.8 (95% CI = 1.6 to 4.0), albeit from very low baseline levels⁴⁵. In the more recent five-country European ODHIN (Optimizing Delivery of Health Care Interventions) study, providing training and support to PHC providers increased the number of patients screened by 50%, and providing financial reimbursement to PHC providers increased the number of patients screened by 100%, also from low baseline levels of 6/100 consulting adult patients screened⁴¹. Other evidence has suggested that the impact of financial incentives on screening and brief alcohol advice in England might have limited effects⁴⁶. Although incentivised practices recorded higher levels of activity than those not paid to deliver alcohol interventions, overall rates of delivery remained low.

Most work has been undertaken in high-income countries. Whilst there has been some work in low- and middle-income countries⁴⁷, including countries of Latin America^{48–53}, there is an opportunity to fast-track scale-up research and practice in such countries.⁵⁴

Overcoming constraints on PHC activity

To date, impacts in increasing PHC provider activity have been modest⁵⁵. There are two important possible reasons for this, which we address in this protocol. The first reason is that standard cut-offs for the frequently used screening instrument, AUDIT-C⁵⁶ (commonly five for both men and women, or five for men and four for women) to trigger advice are too low, being equivalent to an average daily alcohol consumption of about 20g of alcohol or less⁵⁷. Practitioners may well find themselves averse to intervening at such low levels, which would also have huge resource implications, with one in three or four patients being eligible for advice. Cut-off points for managing raised blood pressure are commonly determined by levels of blood pressure at which treatment has shown to be effective⁵⁸. Similarly, cut-off points for brief advice could be the baseline levels of alcohol consumption found in the randomized controlled trials that have investigated the effectiveness of PHC delivered brief advice. In the first Cochrane review of the topic, when reported, baseline levels ranged from 89 to 456g per week, with an overall mean across trials of 313g per week⁵⁹. At a mean of 313g per week (45g per day, a little lower than the definition of heavy drinking, 50g of alcohol per day, given above), the equivalent AUDIT-C cut off would be 8⁵⁷. That lower cut-offs may be inappropriate is also illustrated by the lower effect sizes found in an updated Cochrane review, where the average baseline consumption at enrolment had dropped to 183g/week⁶⁰. It has also been suggested that PHC providers might be more engaged in screening and giving brief advice, if screening were targeted to patients with comorbid conditions, such as depression or hypertension^{30,61,62}. However, to date, there is insufficient evidence for an appropriate package that deals with comorbidity to scale-up⁶³. Further, it has been shown that targeted screening misses out on the vast majority of patients that would be captured by universal screening⁶⁴. Given the strong associations between harmful alcohol use and

depression^{65,66}, our protocol includes screening for depression and appropriate PHC-based management^{67–69} or referral for those patients identified as screen positive by AUDIT-C.

The second reason for modest increases in PHC-based activity could be due to a focus on providers alone, whereas successful implementation of health interventions within complex health system demands addressing a range of underlying structural and support systems⁷⁰. Phase IV of the WHO study on the identification and management of alcohol-related problems in primary care⁷¹, outlined a range of conclusions for enhancing the widespread uptake of screening and brief advice programmes to reduce the harmful use of alcohol: (i) training and practice-based materials need local customization that can be achieved through focus groups; (ii) reframing views about alcohol of both professionals (through training) and the public (through mass media campaigns) is essential; (iii) the establishment of a lead organization is essential, gathering endorsements from a range of organisations and individuals that are highly relevant to the aims of the work; and (iv) adequately controlled community-based studies need to be undertaken to strengthen the evidence base for achieving routine implementation⁷¹. The WHO Phase IV study concluded that embedding PHC-based screening and brief advice programmes within the frame of supportive community and municipal environments might lead to improved outcomes. Experience from the US-based SAMHSA SBIRT initiative⁷² stressed the importance of local champions and whole practice buy in for successful implementation^{73,74}.

This protocol outlines the design of a quasi-experimental study to test the scale-up of PHC based screening and brief advice programmes to reduce heavy drinking at city level in three Latin American middle-income countries⁷⁵ (Colombia, Mexico and Peru), in which the prevalence of AUD is 6, 7 and 3%, respectively, and the prevalence of heavy episodic drinking is 4, 11 and 12%, respectively⁴. We will base our action on the Institute for Healthcare Improvement's (IHI) framework for 'going to scale', which designates four steps in a sequence: (1) *Set-up*, which prepares the ground for introduction and testing of the intervention that will be taken to full scale; (2) *Develop the Scalable Unit*, which is an early testing phase; (3) *Test of Scale-up*, which then tests the intervention in a variety of settings that are likely to represent different contexts that will be encountered at full scale; and (4) *Go to Full Scale*, which unfolds rapidly to enable a larger number of sites or divisions to adopt and/or replicate the intervention⁷⁰, see [Figure 1](#). We call the proposed study SCALA (Scale-up of Prevention and Management of Alcohol Use Disorder in Latin America).

Aim and objectives

Driven by implementation science^{70,76–83}, this three-country study aims to test the extent to which embedding PHC-based screening and brief advice activity within supportive municipal action leads to improved scale-up of more patients with heavy

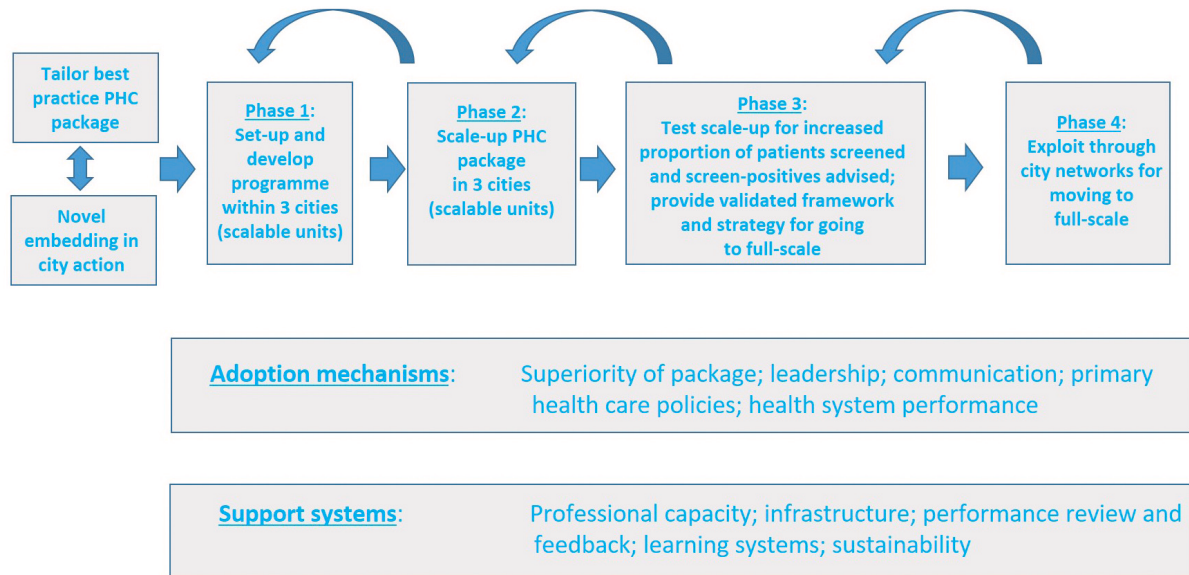


Figure 1. Sequence of activities for going to scale. The four phases of going to scale from setting up the programme within the three cities to exploiting the validated framework and strategy through city networks, with the adoption mechanisms and support systems. PHC, primary health care.

drinking receiving appropriate advice and treatment. The study has the following objectives:

1. To deliver a tailored package for improving prevention and early identification of heavy drinking, with advice and treatment for case positives that is scalable at municipal level in a wide range of middle- income countries;
2. To set-up and implement the scalable package with key stakeholders in three case study cities (scalable units) from Colombia, Mexico and Peru;
3. To test the scale-up of the package for its impact on provider delivery of early identification and management;
4. To identify and document the facilitators and barriers, and the organizational and resource requirements for going to full-scale, including full economic analyses; and
5. To present a validated framework and strategy for going to full-scale, embedding the package into routine policy and practice, taking into account aspects of stigmatization and equity, that can be replicated globally in the future throughout municipalities.

Our hypothesis is that, by embedding the primary health care action in a community and municipal setting with added support will lead to a greater proportion of patients screened and advised for heavy drinking than achieved hitherto in implementation studies that focused on providers alone.

Countries from Latin America are selected as this is a sub-region of the world in which alcohol jumps from ninth globally to the

fourth most important risk factor for morbidity and premature death¹⁴. The three specific middle-income countries are chosen to represent Central (Colombia and Mexico) and Andean (Peru) Latin America. The three countries have pre-existing collaboration between the authors, who have experience in the area⁴⁸⁻⁵³.

Protocol Design

The study is a quasi-experimental design⁸⁴, comparing changes in screening and brief advice, and, if relevant, referral for treatment activity, amongst primary health care units (PHCUs) in intervention cities with PHCUs in similar control cities, **Figure 2**.

Cities

Intervention municipalities that have confirmed technical and political consent to be involved have been investigator-selected from Bogotá (Colombia), Mexico City (Mexico) and Lima (Peru). Comparator municipalities have been investigator-selected in Bogotá, Mexico City and Lima, on the basis of comparability with the scale-up municipality in terms of socio-economic and other characteristics which impact on drinking, health care and survival, comparable community mental health services, and sufficient geographical separation to minimize spillover effects from the intervention municipality. Randomized selection of the municipalities was excluded as the hypotheses and the study approach relies on municipal-level interventions. Cities are chosen as the scalable unit, as there is a systemic global trend for municipalities to increasingly take on the jurisdictional responsibilities for prevention and health care services. Cities, themselves, are active in prevention and health promotion programmes, and there is a strong evidence

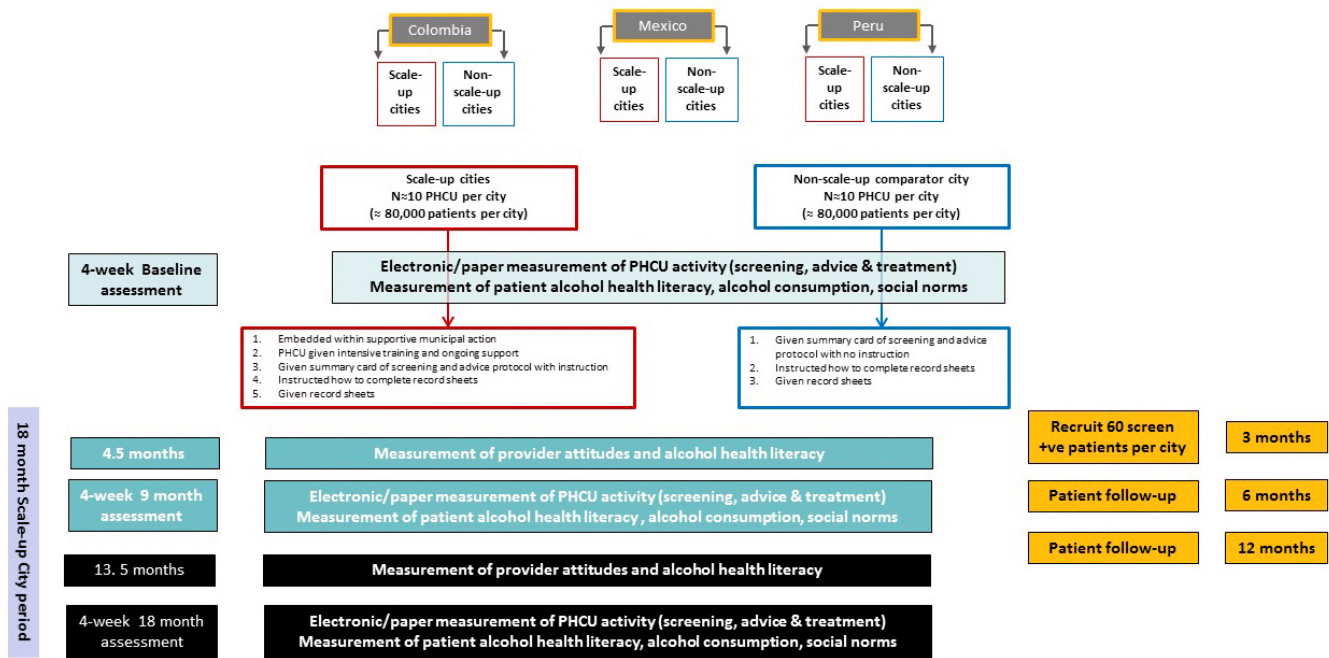


Figure 2. Study design and flow for the three scale-up cities and the three comparator cities, with data gathered during each measurement period. PHCU, primary health care unit.

base for their impact, also in the prevention of alcohol-related harm^{85,86}. Cities are a natural site for preventing alcohol-related harm⁸⁷. Although not having the full jurisdictional responsibilities of national governments for all alcohol policy issues, they often have greater flexibility and are an important site for both media-based and social norms programmes, as well as environmental measures to manage and limit availability of alcohol⁸⁸. Networks of cities are natural vehicles for exploitation of the results and deployment to full scale, more so with the trends of increasing urbanization in Latin America^{89,90}.

Primary health care

Primary care-focused health initiatives can improve access to health care, including among the poor, at reasonably low cost in low- and middle-income countries⁹¹, and particularly so in Latin America⁹⁰. Health-system reforms in Latin America have placed a strong emphasis on the development of comprehensive PHC as a vehicle to achieve universal health coverage, reduce inequities, and democratise health through participation. However, they face ongoing challenges, in particular, the development of health services that can meet the emerging health needs brought on by social and demographic transitions, including the increasing chronic disease burden, and the impacts of rapid urbanisation⁹².

Management of chronic diseases relies on opportunistic case finding, assessment of risk factors, detection of early disease, identification of high-risk status, combined psychosocial and pharmacological interventions, and long-term follow-up with regular monitoring and promotion of adherence to advice and treatment. Such approaches are financially feasible and have the potential to

substantially reduce the burden of chronic diseases. Many interventions can be managed effectively by non-specialists and lay health care workers who are supported by specialists. Although implemented in a range of settings, collaborative care models seem best delivered in PHC settings⁹³. Evidence demonstrates the effectiveness of PHC-based lifestyle interventions in Latin American contexts^{94,95}, including brief advice programmes to reduce heavy drinking, as well as the potential to detect and refer high-risk patients.

Participants

Approximately ten PHCUs per intervention and comparator cities will be involved, 60 PHCUs in total. The exact number of PHCUs will depend on the average number of registered patients per PHCU. In each city, the total number of recruited PHCUs should cover a population of about 80,000 registered patients (including children and adults). In jurisdictions, where PHC physicians work as individual practitioners, a PHCU can be defined for the purposes of the study as a virtual or physical location where three or more PHC physicians work. Identification of PHCUs who agree to participate in the studies will be drawn from administrative or academic registries of PHCUs at national, regional, or city levels. The process of recruiting PHCU will be described in detail by each country. Within each PHCU, eligible providers will include any fully trained medical practitioner, nurse or practice assistant with a non-temporary employment contract, working in the PHCU and involved in medical and/or preventive care. These providers will sign an informed consent for their participation. Dependent on customary country practice, participating PHCUs will receive a study fee.

SCALA care pathway for heavy drinking

The SCALA care pathway includes three integrated components:

- i. preventing the development of heavy drinking via increased alcohol health literacy;
- ii. screening and brief advice to reduce the prevalence of heavy drinking; and
- iii. diagnosis and clinical management of severe AUD and/or co-morbid depression.

The SCALA intervention package deals primarily with the first two parts, prevention and management of heavy drinking. It does not specifically address managing severe AUD, including alcohol-related physical complications and/or severe co-morbid mental health conditions, but ensures the necessary links with specialist services in order to do so, even though specialist treatment can be managed in PHC, with appropriate support^{67,96}.

Whilst AUDIT-C is highly effective at identifying heavy drinking, it is not designed to stratify patients by severity of AUD, nor designed to diagnose depression, commonly comorbid with heavy drinking. A DSM-5 11-item instrument can be used to stratify the severity of AUD into mild (2–3 items), moderate (4–5 items) and severe (6+ items)⁹⁷. Similarly, the Patient Health Questionnaire 9 (PHQ-9), can be used to diagnose moderately severe or severe

depression with a cut-off score of 15+⁹⁸. In our protocol, patients scoring 8+ on AUDIT-C, will be further screened with the DSM-5 11-item instrument and the PHQ-9 to assess severity of AUD and to identify patients with co-morbid depression.

For the care pathway (Figure 3), all adult patients (age 18+ years) visiting the PHCU for whatever reason will be screened with AUDIT-C, with country-specific pictograms of standard alcohol beverages used to identify the standard unit (drink) of alcohol. Patients with an AUDIT-C score of <8 will be given a patient information leaflet to improve alcohol health literacy (knowledge of the risks of drinking alcohol, and skills to achieve and maintain lower risk drinking, defined as no more than 20g of alcohol per day). Patients with an AUDIT-C score of 8+ will be invited to complete the DSM-5 11-item instrument and the PHQ-9: those with an 11-item score of <6 and a PHQ-9 score of < 15 will be given brief advice of between 5–10 minutes, based on the FRAMES principles⁹⁹. Those with an 11-item score of 6+ and/or a PHQ-9 score of 15+ will be referred to more specialist services, at the clinical decision of the health care provider. A record of what steps are taken will be recorded on paper or electronic tally sheets prepared for the study.

Implementation strategies

In the intervention cities, implementation strategies will comprise three components: tailoring the PHC screening and advice

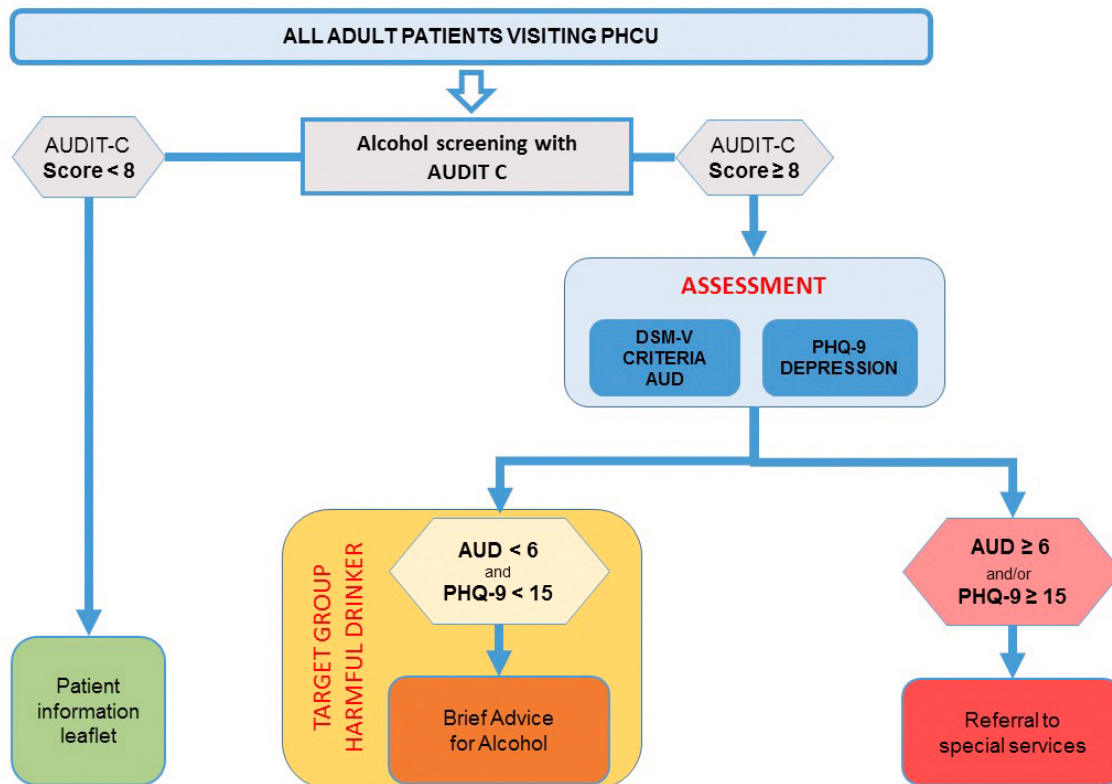


Figure 3. Comprehensive care pathway of SCALA. For screen negative patients, screen positive patients without AUD and depression and for screen positive patients with AUD and/or depression. PHCU, primary health care unit; AUD, alcohol use disorder.

package; providing specific practice-based training and ongoing support to PHCUs; and, implementing city-based adoption mechanisms and support systems, including media-based campaigns to improve alcohol health literacy. In the intervention cities, all PHCUs will be given a summary card of screening and advice procedures, with instruction, instruction on how to complete record sheets, and record sheets. In the control cities, all PHCUs will be given a summary card of screening and advice protocol, with no instruction, instruction on how to complete record sheets, and record sheets. As part of the study, no other action will take place in the control cities.

Tailoring PHC screening and advice package

SCALA is a trans-cultural study, with different health systems, and differences in drinking patterns and attendance at PHC centres, compounded by gender differences. In Mexico, for example, men consume more alcohol than women, but attend PHC services much less frequently than women⁵³. Thus, there is a need for careful tailoring of the screening and advice package. Each intervention city will create Community Advisory Boards (CABs) representing academia, city health and public health departments, health service commissioners and practitioners, and patient and public engagement groups; and User Panels (UPs) of user groups, including PHC providers, patients and citizens. Through expert meetings, workshops, and focus groups, the package will be fine-tuned and tailored to the needs of each city, based on the Tailored Implementation for Chronic Diseases initiative^{100–102} within the seven domains of: local and national guideline factors; individual health care provider factors; patient factors; interactions between different professional groups; incentives and resources; capacity for organizational change; and, social, political and legal factors. At the city level, tailoring will be based on the principles of integration between PHC and municipal services¹⁰³ and the development of complementary community ecosystems that support reductions in heavy drinking. At the PHC level, tailoring will be based on the principles of co-production of health¹⁰⁴ between PHC providers and patients.

Training and ongoing support of PHCUs

In the intervention cities, PHCUs will be offered two initial two-hour face-to-face educational trainings prior to the 18-month scale-up phase, and two one-hour booster sessions during the first twelve months of the 18-month scale-up phase. Training will take place within the PHCU or clusters of PHCUs. Training will be undertaken by peer trainers, members of the research team, accredited teachers, or addiction consultants. Training will focus on management and administrative skills within the primary health care center, on practical skills in undertaking screening and in delivering brief advice, in using the questionnaires, and in knowing when and how to refer patients with more severe AUD^{105–108} and moderately severe or severe depression to available services, such as community-based mental health and addiction centers⁶⁷. Training will, in addition, address attitudes, and perceived barriers and facilitators^{109–111} in implementing screening and brief advice, contextualized to local circumstances¹¹². Each country will use an adapted existing country-based training and support package. Where these do not exist, training and support packages will be adapted based on the PHEPA (Primary Health Care European Project on Alcohol)

training programme¹¹³, widely implemented since 2002 in Catalonia, a Catalan/Spanish speaking, bilingual geographic area. The PHEPA training programme is similar to those used in the WHO Phase III trial⁴⁵ and the ODHIN study⁴¹.

Implementing city-based adoption mechanisms and support systems

Within each intervention city, an integrator (champion and knowledge and practice broker) will be appointed with responsibilities of serving as a trusted and accountable leader: facilitating agreement within the city and health systems on shared goals and metrics; assessing and acting on relevant community resources; working at the systems level to make relevant practice changes for sustainability; gathering, analyzing, monitoring, integrating, learning, and sharing data at the individual PHCU and city levels; identifying and connecting with system navigators who help PHCUs coordinate, access, and manage multiple services and supports; and developing a system of ongoing and intentional communication with PHCUs and cities.

Within each intervention municipality, the Community Advisory Boards will identify adoption mechanisms that can be used for scale-up, for example: (i) demonstration of the superiority of the PHC package, its simplicity, and its alignment with the latest evidence of preventing and managing heavy drinking and of implementation science; (ii) engagement of identified leaders and building their capacity to lead and ensure broad adoption of the PHC package through guiding and supporting large-scale change^{114–116}; (iii) communicating the value of the PHC package to both municipal and PHC frontline staff¹¹⁷; (iv) identifying and adjusting, as appropriate and possible, relevant policies at PHC and city levels to expedite the adoption of the PHC package, for example by adapting electronic health records; and, (v) identifying gaps in health system performance and the urgent need to prevent and manage heavy drinking to promote the needed will and energy to bring implementation of the PHC package to scale¹¹⁸.

The Community Advisory Boards will also identify additional mechanisms that can be used to support scale-up, for example: (i) development of professional capacity for scale-up; (ii) development of infrastructure for scale-up, achieved through redesign rather than addition of new resources; (iii) linking to monitoring and evaluation, using reliable data collection and reporting systems that track and provide feedback on the performance of key processes and outcomes, for example monthly reporting on screening and brief advice activity; (iv) setting up learning systems to capture change ideas that are shown to result in improved performance assembling ideas into a change package. Knowledge should be shared between municipal actors and PHCUs through regular electronic newsletters and communications¹¹⁹; and, (v) creating design factors that enhance sustainability including high reliability of the new processes, inspection systems to ensure desired results are being achieved, support for structural elements, and ongoing learning systems^{120,121}.

Data collection

Based on the validated methodology of the ODHIN project^{41,122}, PHC providers will document activity by completing paper or electronic (depending on the ability to use

existing electronic health records) anonymous tally sheets that record eligible patients' (aged 18+ years) AUDIT-C scores, if administered, DSM-5 11-item and PHQ-9 scores, and the advice or treatment given to each patient. The tally sheets will record the age, sex, employment status, and educational level of the patient, the latter as one proxy measure of socio-economic status. The tally sheets will also include: two questions that capture previous experience of being asked about how much the patient drinks and of being advised to reduce the amount drunk to provide information for UN Sustainable Development Goal 3.5¹²; one question about alcohol being a cause of high blood pressure, liver problems, depression or cancer, as a simple measure of alcohol health literacy (knowledge part)¹²³; and, two questions about injunctive social norms of drinking alcohol¹²⁴.

Data will be collected for each calendar month during the 18-month scale-up period. Formal evaluation will take place during three measurement periods: 4-week baseline period; 4-week assessment period during the 9th month of the 18-month scale-up period; and, 4-week assessment period at 18-months, the end of scale-up period. PHCUs will return data on the number of adult (aged 18+ years) consultations per provider for the four-week baseline assessment period, and for each of the 18 months of the scale-up period.

At baseline, PHC providers will provide data on their age, sex and profession (doctor, nurse, practice assistant etc.). At baseline, and at two time points during the 18-month scale-up period (month 4.5 and month 13.5), providers will provide data on their alcohol health literacy and on their attitudes to working with patients with heavy drinking. The alcohol health literacy instrument will assess knowledge of risks due to drinking¹²³, and descriptive and injunctive social norms¹²⁴. The attitudes instrument will be the shortened version of the Alcohol and Alcohol Problems Perception questionnaire¹²⁵.

During month 3 of the 18-month implementation period, the first six consecutive screen positive patients identified by each PHC provider will be invited to give their consent to complete two follow-up questionnaires, at six months and twelve months after the initial screening. The patient interviews will be used for quality control¹²⁶, but not as a study outcome measure. The follow-up questionnaires will be the same as the baseline questionnaire and will be undertaken by the local academic unit by face-to-face or telephone interview. Collected data will include sex, age, educational level, alcohol consumption (operationalized by AUDIT-C), alcohol health literacy, prevalence of depressive symptoms using the nine-item patient health questionnaire⁹⁸, experience of screening and brief advice and treatment for heavy drinking, experience of self- and co-management for heavy drinking and health service utilization.

Process evaluation will be ongoing through interviews with CABs, with formal evaluation time points at baseline, ninth month of the 18-month scale-up period, and at the end of the scale-up period. Logic models will be developed and data will be collected on drivers, facilitators and barriers of successful implementation^{127,128}.

City and country-based contextual, financial and political-economy factors will be collected (see outcomes below).

During all phases of the scale-up, we will document impact on other sectors (education, social care, criminal and justice, etc.) based on resource use measurement¹²⁹. Patients in the scale-up and comparator cities will be asked to complete a short questionnaire about resource use measurement. Costs will be calculated by multiplying volumes (resource use) with unit costs, based on guideline prices¹³⁰. Health and disability will be measured by the WHO Disability Assessment Schedule (WHODAS 2.0)^{131,132}. QALYs will be derived through transformation of the WHODAS 2.0 12-item scores. A probabilistic Markov decision analytic model will be built in to estimate the expected cost per outcome and the costs per QALY of SCALA from a societal perspective, based on established economic evaluation state-transition modelling guidelines^{133,134}. Costs and effects will be modelled for five years and life time. Probabilistic sensitivity analyses will be executed.

All relevant data required for testing the scale-up will be transferred to the institution leading the evaluation work (Technische Universitaet Dresden) in accordance with its research data protocols. No individual data will be published, and data will only appear in aggregate form in project publications. On publication of the results, datasets will be made available via the UK data archive service (<http://www.data-archive.ac.uk/>).

Outcomes

Primary outcome: The primary outcome will be the proportion of consulting adult patients intervened (screened and advice given to screen positives), calculated as the number of AUDIT-C positive patients that received oral advice or referral for advice to another provider in or outside the PHCU, divided by the total number of adult consultations of the participating providers per provider and per PHCU.

Secondary outcomes:

- **Screening and advice:** The proportion of patients screened will be calculated as the number of completed screens divided by the total number of consultations of all patients eligible for screening (as defined above) per participating provider, and averaged per participating PHCU. The proportion of patients advised will be calculated as the number of brief interventions delivered (received oral brief advice, and/or were given an advice leaflet, and/or were referred to another provider in or outside the practice), divided by the total number of screen positives per participating provider and averaged per participating PHCU. Information will also be collected on the number of screen negatives who received brief advice.
- **Provider attitudes and provider alcohol health literacy:** Attitudes of the participating providers will be measured by the short version of the Alcohol and Alcohol Problems Perception questionnaire, SAAPPQ^{25,135-137}. The responses will be summed within the two scales of role security and therapeutic commitment. Individual missing values for

any of the items in a domain will be assigned the mean value of the remaining items of the domain before summation. Provider alcohol health literacy will be assessed through knowledge of risks due to drinking¹²³, and reported descriptive and injunctive social norms of drinking¹²⁴.

- **Patient alcohol health literacy and injunctive social norms:** the tally sheets include one question about alcohol being a cause of high blood pressure, liver problems, depression or cancer, as a simple measure of alcohol health literacy (knowledge part)¹²³; and, two questions about injunctive social norms of drinking alcohol¹²⁴. We will analyze changes over time from baseline to the end of the 18-month implementation period, comparing changes in the screened population of alcohol health literacy and injunctive social norms between intervention and control cities.

Process measures

We will use the RE-AIM Framework as our basis to evaluate SCALA’s impact across the five dimensions of reach, efficacy, adoption, implementation, and maintenance^{138–140}, ensuring fidelity in its completion¹⁴¹, Figure 4.

At least four elements will be included. First, a driver diagram¹⁴² will be used to identify drivers for successful scale-up. To enable a nuanced understanding of how scale-up varies in the different cities, recognizing that context can have a greater influence on scale-up than any pre-specified implementation strategy, the driver diagrams will provide real-time continuous feedback on how changing contexts in health systems or city actions affect outcomes. Second, the evaluation procedure of WHO’s Urban Health Equity Assessment and Response Tool (Urban HEART)¹⁴³ will be modified to identify the barriers and facilitators to scale-up. Third, the factors influencing the progress from scale-up to outcomes will be identified and documented based on UK Medical Research Council guidance¹⁴⁴ analysing factors within five groups: (i) description of intervention and its causal assumptions; (ii) context; (iii) implementation; (iv) mechanisms of impact; and, (v) outcomes. Fourth, using the detailed methodology of Ysa *et al.*¹⁴⁵, the experience and outcomes of the scale-up will be mapped with contextual, financial and political-economy analyses of the cities and the countries within which they are located. The following contextual factors will be collected: (1) available data similar to that of the OECD better life initiative¹⁴⁶, including material living conditions (housing, income and jobs) and quality of life (community, education, environment, governance, health, life satisfaction, safety

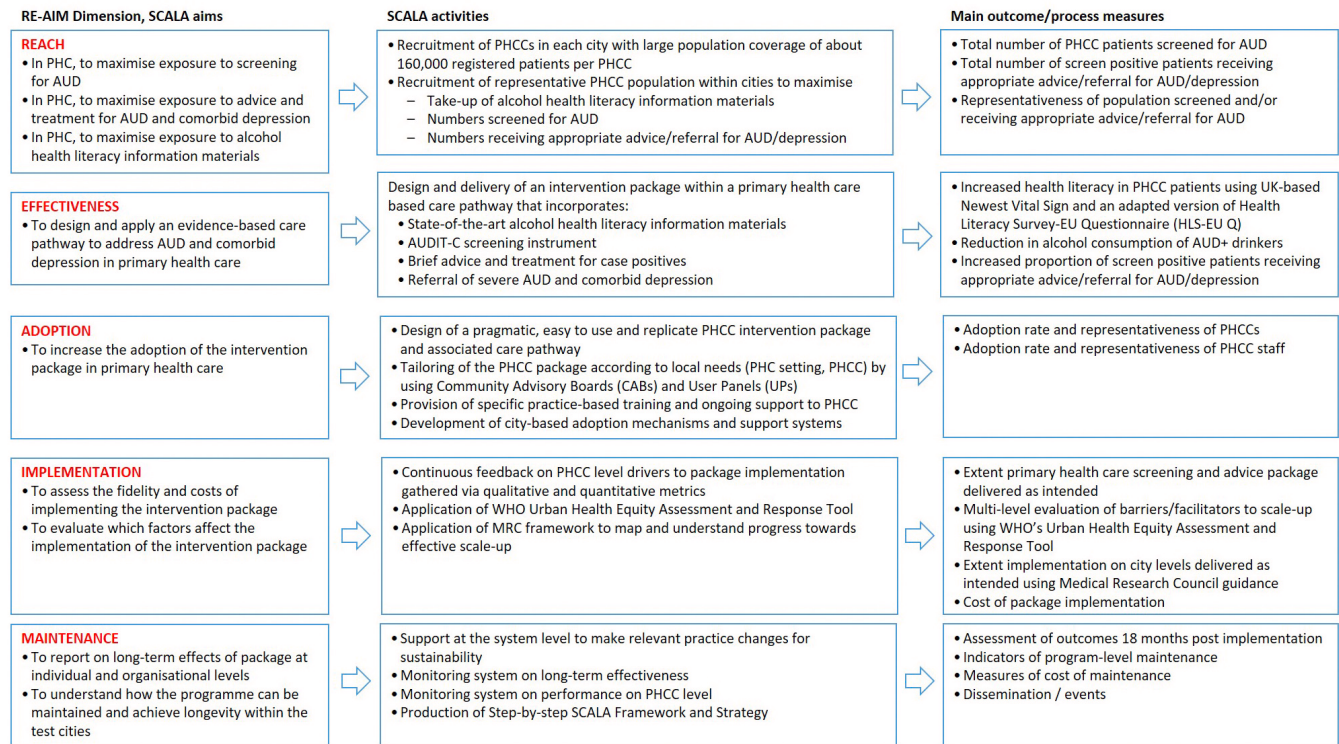


Figure 4. RE-AIM dimension and SCALA aims, activities and main outcome/process measures. PHCU, primary health care unit; PHC, primary health care; AUD, alcohol use disorder.

and work-life balance); (2) Sustainable Governance Indicators¹⁴⁷, including the Status Index, which 'examines each state's reform needs in terms of the quality of democracy and performance in key policy fields', and the Management Index, focused on 'governance capacities in terms of steering capability and accountability'; and, (3) World Values Survey data^{148,149} for cross-cultural variation (Traditional vs. Secular-rational; and, Survival vs. Self-expression). Documentation will be compiled either at municipal or country level for alcohol policy-related strategies, action plans, legislation and evaluations. A model will be built on two levels of analyses, contextual factors and policy factors and this will be mapped on to the test of the scale-up of the PHC interventions to describe and identify those contextual and policy factors that might influence going to full-scale beyond the implementation cities.

Sample size

Our power calculations are based on the following assumptions: at baseline, 2.5/1,000 consulting patients will be found to be screen positive (based on an AUDIT-C cut-off score of 8) and advised to reduce their alcohol consumption (data from ODHIN study; Anderson, personal communication). To detect an increase in the number to 5/1,000 (a doubling), with 80% power and a significance level of 5%, and assuming a design effect of ten PHCUs per three cities per group (scale-up and comparator), with an ICC for PHCUs across countries = 0.03 (data from ODHIN study; Anderson, personal communication), a conservative estimate of 30 PHCUs across three scale-up cities and 30 across three comparator cities, about ten per city will be needed¹⁵⁰, assuming an average PHCU size of about 8,000 patients with a monthly consultation rate of 1,200 adult patients per PHCU (data from ODHIN study; Anderson, personal communication).

Statistical measures

The primary outcome of the study will be the proportion of consulting adult patients intervened (screened and advice given to screen positives) measured during two four-week periods mid-way and at the end of the 18-month scale-up period, and this will be analysed at the levels of the PHCU and provider by city type (intervention or control)¹⁵¹. Given the rarity of the event and the resulting distribution, we will use exact inference methods for comparison of intervention vs. control cities. For further analyses, including covariates, regression models will be used, taking into consideration the hierarchical nature of the data¹⁵², and characteristics at different hierarchy levels (i.e., characteristics of the PHCU, characteristics at the city level, such as patterns of drinking), and incorporating 4-week baseline period measurements as covariates. Special consideration will be given to the skewness of data by applying models, such as zero-inflated binomial regression, after testing for necessary assumptions^{153,154}. Odds ratios will be presented with 95% confidence intervals. For any PHCU or provider that drops out during the study, outcome values for subsequent measurement points will be set at the last value obtained.

Ethics

Before any involvement of participants in the study, including patients consulting in the study PHC units, the respective country-based partner in Colombia, Mexico and Peru will comply with their

national legislation, regulations and ethical principles by applying for an ethical approval for research at the competent ethical authorities in their jurisdiction.

Discussion

This protocol outlines a quasi-experimental study⁸⁴ to test the extent to which embedding PHC-based screening and brief advice activity within supportive municipal action leads to improved scale-up of more patients with heavy drinking receiving appropriate advice and treatment.

For a wide range of health care issues, including communicable and non-communicable diseases, as well as reproductive and child health care, major variations continue to exist in many dimensions of quality of care, including safety, efficiency, effectiveness, timeliness, patient centeredness, and equity⁷⁰. This can be understood as a failure to equitably scale up excellent care to ensure that what we know works is delivered to everyone who needs it.

There is a wealth of literature on implementation science and quality improvement, and a range of frameworks exist that include a sequential approach for scale-up, and that provide practical guidance for how to work with organizations, health systems, and communities to implement and scale-up best practices⁷⁶⁻⁸³.

In choosing a framework to adopt and apply, we wanted one that draws together: the main themes of sequencing activities to get a complex health system intervention, with elements of prevention and management, to full scale; the mechanisms that are required to facilitate the adoption of a complex health system intervention; and, the underlying factors and support systems required for successful scale-up. We also wanted a framework that includes a scalable unit at meso- (in our case city) level that provides the key infrastructural components and relationship architecture that are likely to be common across cities that are part of networks, (e.g., Healthy Cities Networks) enabling a more likely successful transition to full scale.

A key framework that meets all these needs is that of the Institute for Healthcare Improvement (IHI) which identifies adoption mechanisms and support systems for use across the steps, and identifies the implementation methods that can be used at each step, that we have incorporated into our protocol⁷⁰.

The proposed study has several features that merit attention.

First, we simplify and account for cultural differences in definitions of AUD^{18,19}, by using heavy drinking^{20,21} as our operational approach, rather than AUD or harmful use of alcohol¹⁻³.

Second, we set a higher cut-off score for AUDIT-C (8+) than is commonly used to classify screened case-positives, matching definitions of heavy drinking^{23,24}, and similar to baseline levels of alcohol consumption in PHC-based trials to reduce heavy drinking⁵⁹. We also set the same cut-offs for men and women, based on epidemiological evidence²⁴, and minimizing unintended consequences of using different cut offs for men and women¹⁵⁵.

Third, we limit brief advice to 5-10 minutes, rather than using more intensive interventions⁶⁷, since the evidence suggests that brief advice is as effective and cost-effective as more extended advice or treatment in reducing heavy drinking^{33,34,156,157}.

Fourth, we recognize the importance of comorbid moderately severe and severe depression^{65,66}, by building in identification and referral mechanisms, recognizing that moderately severe and severe depression can be well-managed with sufficient support systems in PHC⁶⁷⁻⁶⁹.

Fifth, based on evidence⁷¹, we adopt a novel approach by embedding and scaling-up the PHC activity within cities, supported by a series of city-based adoption mechanisms and support systems⁷⁰, and enhanced alcohol health literacy¹⁵⁸, aiming to assist in building a new knowledge base, on which better policy could be based.

Sixth, we use a theory-based approach to tailoring¹⁰⁰⁻¹⁰², creating city-based Community Advisory Boards, and user-based UPs to ensure that tailoring matches user needs, municipal services¹⁰³, and co-production of health^{93,104}.

Seventh, we include a range of outcome measures, including patient outcomes, as a quality check¹²⁶, which address weaknesses of many previous implementation studies in this area, which have focussed on provider outcomes, rather than patient outcomes^{42,43}. Through the use of existing electronic health records, and further to ethical and confidentiality agreements, we anticipate the ability to link individual AUDIT-C scores with consultations within the primary health care centers and hospitalizations within district hospitals, recording diagnosis for both fully and partially attributable alcohol-related conditions¹³.

Eighth, we have a longer time frame (18 months) than is traditionally used in implementation studies^{41,44,45,159}, to assess longer term impacts.

Ninth, we give considerable emphasis to process evaluation¹⁴⁴, developing logic models to document the fidelity of all implementation strategies, and to identify, the drivers and barriers and facilitators to successful implementation and scale-up, and the political and economic contextual factors that might influence scale-up, based on the RE-AIM framework¹³⁸.

And, finally, tenth, we place the study design in the public domain, so that others might replicate the study approach (with acknowledgment) to see if the scale-up principles can work across jurisdictions. In so doing, we would be pleased to receive comment and feedback.

We are aware of some limitations of the study design. As we are unable to randomize the involved cities, we adopt a quasi-experimental design, recognizing that it is not possible to randomly allocate the municipalities. Randomized selection of the municipalities was excluded as the hypotheses and the study approach relies on municipal-level interventions. A trial with random assignments of municipalities is not feasible due to cost (number of municipalities) and municipal-based political and technical considerations.

Randomization of primary health care centers within municipalities is also impossible for the same reasons of municipal involvement in the interventions. Clean control conditions in this environment where the municipality supports primary health care-based does not seem to be possible. As a result, we created a quasi-experimental design^{84,160,161}, trying to optimize control for confounding, and using propensity score matching (PSM), given the above constraints. While full control via randomization, and thus establishment of causality is not possible, together with the qualitative evaluation component of the study, we will be able to clearly identify the mechanisms which were crucial in leading to the outcomes. According to a recent 7-item checklist for classifying quasi-experimental studies for Cochrane reviews¹⁶², our approach is, nevertheless, ranked as a strong design.

Although our focus on embedding PHC activity within supportive municipal actions is hypothesized to increase screening and brief activity over and above that previously demonstrated, such an approach also brings risks. Municipal governments change; and, thus health priorities may change. Although our approach minimizes the need for extra resources (and in some jurisdictions, could be resource saving^{34,40}), it is not resource free. Funding constraints could limit future scale-up and sustainability.

We have adopted two approaches to promote sustainability. First, our protocol is based on transdisciplinary research, which is an approach that: identifies, structures, analyses, and deals with specific problems in such a way to grasp the complexity of problems¹⁶³; takes into account the diversity of life-world and scientific perceptions of problems; links abstract and case-specific knowledge; and, develops knowledge and practices that promote what is perceived to be the common good¹⁶⁴. As such, we involve municipalities as stakeholders to form explicitly orchestrated and managed ecosystems that cross organizational boundaries. Municipalities will create an appropriate engagement platform that provides the necessary environment, including people and resources, for sustainability. Second, we have chosen municipalities as the level of scale, making use of the existing Latin American and Caribbean (LAC) Healthy Cities Network as a natural platform for going to full-scale.

Author contributions

PA, AO'D, EK and JR conceived the study. JR undertook the power calculations and wrote the statistical measures. PA drafted the manuscript. AO'D, EK, AG, BS, APG, HdV, GNR and JR revised the manuscript at all stages of preparation and approved the final version.

Competing interests

No competing interests were declared.

Grant information

The study is funded by the European Commission (grant no. 778048).

The funders had no role in study design, data collection and analysis, decision to publish, or preparation of the manuscript.

References

- Rehm J, Gmel GE Sr, Gmel G, *et al.*: **The relationship between different dimensions of alcohol use and the burden of disease—an update.** *Addiction*. 2017; **112**(6):968–1001.
[PubMed Abstract](#) | [Publisher Full Text](#) | [Free Full Text](#)
- GBD 2015 Risk Factors Collaborators: **Global, regional, and national comparative risk assessment of 79 behavioural, environmental and occupational, and metabolic risks or clusters of risks, 1990–2015: a systematic analysis for the Global Burden of Disease Study 2015.** *Lancet*. 2016; **388**(10053): 1659–724.
[PubMed Abstract](#) | [Publisher Full Text](#) | [Free Full Text](#)
- World Health Organization (ICD-10).
[Reference Source](#)
- World Health Organization (ICD-11).
[Reference Source](#)
- American Psychiatric Association: **Diagnostic and Statistical Manual of Mental Disorders.** Washington, DC, American Psychiatric Association. 2013.
[Reference Source](#)
- World Health Organization: **Global Status Report on Alcohol and Health 2014.** Geneva, Switzerland: WHO Press, 2014.
[Reference Source](#)
- Rehm J, Mathers C, Popova S, *et al.*: **Global burden of disease and injury and economic cost attributable to alcohol use and alcohol-use disorders.** *Lancet*. 2009; **373**(9682): 2223–2233.
[PubMed Abstract](#) | [Publisher Full Text](#)
- GBD 2015 Disease and Injury Incidence and Prevalence Collaborators: **Global, regional and national incidence, prevalence, and years lived with disability for 310 diseases and injuries, 1990–2015: a systematic analysis for the Global Burden of Disease Study 2015.** *Lancet*. 2016; **388**(10053): 1545–1602.
[PubMed Abstract](#) | [Publisher Full Text](#) | [Free Full Text](#)
- Whiteford HA, Ferrari AJ, Degenhardt L, *et al.*: **The Global Burden of Mental, Neurological and Substance Use Disorders: An Analysis from the Global Burden of Disease Study 2010.** *PLoS One*. 2015; **10**(2): e0116820.
[PubMed Abstract](#) | [Publisher Full Text](#) | [Free Full Text](#)
- GBD 2015 Mortality and Causes of Death Collaborators: **Global, regional and national life expectancy, all-cause mortality, and cause-specific mortality for 249 causes of death, 1980–2015: a systematic analysis for the Global Burden of Disease Study 2015.** *Lancet*. 2016; **388**(10053): 1459–1544.
[PubMed Abstract](#) | [Publisher Full Text](#) | [Free Full Text](#)
- GBD 2015 DALYs and HALE Collaborators: **Global, regional and national disability-adjusted life years (DALYs) for 315 diseases and injuries and healthy life expectancy (HALE), 1990–2015: a systematic analysis for the Global Burden of Disease Study 2015.** *Lancet*. 2016; **388**(10053): 1603–1658.
[PubMed Abstract](#) | [Publisher Full Text](#) | [Free Full Text](#)
- Allen L, Williams J, Townsend N, *et al.*: **Socioeconomic status and non-communicable disease behavioural risk factors in low-income and lower-middle-income countries: a systematic review.** *Lancet Glob Health*. 2017; **5**(3): e277–89.
[PubMed Abstract](#) | [Publisher Full Text](#)
- Anderson P, Chisholm D, Fuhr DC: **Effectiveness and cost-effectiveness of policies and programmes to reduce the harm caused by alcohol.** *Lancet*. 2009; **373**(9682): 2234–2246.
[PubMed Abstract](#) | [Publisher Full Text](#)
- Kontis V, Mathers CD, Rehm J, *et al.*: **Contribution of six risk factors to achieving the 25x25 non-communicable disease mortality reduction target: a modelling study.** *Lancet*. 2014; **384**(9941): 427–37.
[PubMed Abstract](#) | [Publisher Full Text](#)
- United Nations General Assembly: **Political declaration of the High-level Meeting of the General Assembly on the Prevention and Control of Non-communicable Diseases.** Accessed 01/02/2017.
[Reference Source](#)
- World Health Organization: **Global strategy to reduce the harmful use of alcohol.** Geneva, Switzerland: World Health Organization; 2010.
[Reference Source](#)
- United Nations: **Sustainable Development Goal 3.** Accessed 4 November 2016.
[Reference Source](#)
- Rehm J: **How should prevalence of alcohol use disorders be assessed globally?** *Int J Methods Psychiatr Res*. 2016; **25**(2): 79–85.
[PubMed Abstract](#) | [Publisher Full Text](#)
- Rehm J, Room R: **Cultural specificity in alcohol use disorders.** *Lancet*. 2015; pii: S0140-6736(15)00123-3.
[PubMed Abstract](#) | [Publisher Full Text](#)
- Rehm J, Marmet S, Anderson P, *et al.*: **Defining substance use disorders: do we really need more than heavy use?** *Alcohol Alcohol*. 2013; **48**(6): 633–40.
[PubMed Abstract](#) | [Publisher Full Text](#)
- Rehm J, Anderson P, Gual A, *et al.*: **The Tangible Common Denominator of Substance Use Disorders: A Reply to Commentaries to Rehm *et al.* (2013a).** *Alcohol Alcohol*. 2014; **49**(1): 118–22.
[PubMed Abstract](#) | [Publisher Full Text](#)
- European Medicines Agency: **Guideline on the development of medicinal products for the treatment of alcohol dependence.** 2010.
[Reference Source](#)
- Rehm J, Room R, Monteiro M, *et al.*: **Alcohol Use.** In: *Comparative quantification of health risks: global and regional burden of disease attributable to selected major risk factors.* Ezzati M *et al.* (eds), Geneva, Switzerland: World Health Organization. 2004; 959–1109.
[Reference Source](#)
- Rehm J, Lachenmeier DW, Room R: **Why does society accept a higher risk for alcohol than for other voluntary or involuntary risks?** *BMC Med*. 2014; **12**: 189.
[PubMed Abstract](#) | [Publisher Full Text](#) | [Free Full Text](#)
- Goldstein MG, Whitlock EP, DePue J, *et al.*: **Multiple behavioral risk factor interventions in primary care. Summary of research evidence.** *Am J Prev Med*. 2004; **27**(2 Suppl): 61–79.
[PubMed Abstract](#) | [Publisher Full Text](#)
- Mhgap Mental Health Gap Action Programme. **Scaling Up Care for Mental, Neurological, and Substance Use Disorders.** 2008.
[Reference Source](#)
- Kohn R, Saxena S, Levav I, *et al.*: **The treatment gap in mental health care.** *Bull World Health Organ*. 2004; **82**(11): 858–866.
[PubMed Abstract](#) | [Free Full Text](#)
- Borges G, Wang PS, Medina-Mora ME, *et al.*: **Delay of first treatment of mental and substance use disorders in Mexico.** *Am J Public Health*. 2007; **97**(9): 1638–1643.
[PubMed Abstract](#) | [Publisher Full Text](#) | [Free Full Text](#)
- Medina-Mora ME, Borges G, Benjet C, *et al.*: **Estudio de los trastornos mentales en México: resultados de la encuesta mundial de salud mental.** En: *Epidemiología de los trastornos mentales en América Latina y el Caribe.* Rodríguez JJ, Khon R, Aguilar-Gaxiola S (edit.). Organización Panamericana de la Salud: Washington, D.C.: OPS; 2009; 79–89.
[Reference Source](#)
- Connor JP, Haber PS, Hall WD: **Alcohol use disorders.** *Lancet*. 2016; **387**(10022): 988–98.
[PubMed Abstract](#) | [Publisher Full Text](#)
- Kaner E: **Health sector responses.** In *Alcohol in the European Union: consumption, harm and policy approaches.* In Anderson P, Møller L & Galea G: Copenhagen, Denmark, World Health Organization. 2012.
[Reference Source](#)
- Rehm J, Shield KD, Gmel G, *et al.*: **Modeling the impact of alcohol dependence on mortality burden and the effect of available treatment interventions in the European Union.** *Eur Neuropsychopharmacol*. 2013; **23**(2): 89–97.
[PubMed Abstract](#) | [Publisher Full Text](#)
- O'Donnell A, Anderson P, Newbury-Birch D, *et al.*: **The impact of brief alcohol interventions in primary healthcare: a systematic review of reviews.** *Alcohol Alcohol*. 2014; **49**(1): 66–78.
[PubMed Abstract](#) | [Publisher Full Text](#) | [Free Full Text](#)
- Angus C, Latimer N, Preston L, *et al.*: **What are the Implications for Policy Makers? A Systematic Review of the Cost-Effectiveness of Screening and Brief Interventions for Alcohol Misuse in Primary Care.** *Front Psychiatry*. 2014; **5**: 114.
[PubMed Abstract](#) | [Publisher Full Text](#) | [Free Full Text](#)
- Saitz R: **The best evidence for alcohol screening and brief intervention in primary care supports efficacy, at best, not effectiveness: you say *tomito*, I say *tomito*? That's not all it's about.** *Addict Sci Clin Pract*. 2014; **9**(1): 14.
[PubMed Abstract](#) | [Publisher Full Text](#) | [Free Full Text](#)
- Magill M, Ray LA: **Cognitive-behavioral treatment with adult alcohol and illicit drug users: a meta-analysis of randomized controlled trials.** *J Stud Alcohol Drugs*. 2009; **70**(4): 516–527.
[PubMed Abstract](#) | [Publisher Full Text](#) | [Free Full Text](#)
- Rösner S, Hackl-Herrwerth A, Leucht S, *et al.*: **Acamprosate for alcohol dependence.** *Cochrane Database Syst Rev*. 2010; (9): CD004332.
[PubMed Abstract](#) | [Publisher Full Text](#)
- Rösner S, Hackl-Herrwerth A, Leucht S, *et al.*: **Opioid antagonists for alcohol dependence.** *Cochrane Database Syst Rev*. 2010; (12): CD001867.
[PubMed Abstract](#) | [Publisher Full Text](#)
- Smedslund G, Berg RC, Hammerstrom KT, *et al.*: **Motivational interviewing for substance abuse.** *Cochrane Database Syst Rev*. 2011; (5): CD008063.
[PubMed Abstract](#) | [Publisher Full Text](#)
- Organisation for Economic Co-operation and Development: **Tackling Harmful Alcohol Use: Economics and Public Health Policy.** Paris: Organisation for Economic Co-operation and Development. 2015.
[Publisher Full Text](#)
- Anderson P, Bendtsen P, Spak F, *et al.*: **Improving the delivery of brief interventions for heavy drinking in primary health care: outcome results of the Optimizing Delivery of Health Care Intervention (ODHIN) five-country cluster randomized factorial trial.** *Addiction*. 2016; **111**(11): 1935–1945.
[PubMed Abstract](#) | [Publisher Full Text](#)
- Anderson P, Laurant M, Kaner E, *et al.*: **Engaging general practitioners in the management of hazardous and harmful alcohol consumption: results of a meta-analysis.** *J Stud Alcohol*. 2004; **65**(2): 191–199.
[PubMed Abstract](#) | [Publisher Full Text](#)
- Keurhorst M, van de Griend I, Bitarello do Amaral-Sabadini M, *et al.*: **Determinants of successful implementation of screening and brief interventions for hazardous and harmful alcohol consumption in primary healthcare. A**

- systematic review and meta-regression analysis. *Addiction*. 2015; **110**: 877–900.
44. Anderson P, Gual T, Coulton S, *et al.*: Improving the delivery of brief interventions for heavy drinking in PHC: nine month outcomes of the ODHIN five country cluster randomized factorial trial. *Ann Fam Med*. In Press, 2017. [Reference Source](#)
 45. Anderson P, Kaner E, Wutzke S, *et al.*: Attitudes and managing alcohol problems in general practice: an interaction analysis based on findings from a WHO collaborative study. *Alcohol Alcohol*. 2004; **39**(4): 351–356. [PubMed Abstract](#) | [Publisher Full Text](#)
 46. O'Donnell A, Haighton C, Chappel D, *et al.*: Impact of financial incentives on alcohol intervention delivery in primary care: a mixed-methods study. *BMC Fam Pract*. 2016; **17**(1): 165. [PubMed Abstract](#) | [Publisher Full Text](#) | [Free Full Text](#)
 47. Benegal V, Chand PK, Obot IS: Packages of Care for Alcohol Use Disorders in Low- And Middle-Income Countries. *PLoS Med*. 2009; **6**(10): e1000170. [PubMed Abstract](#) | [Publisher Full Text](#) | [Free Full Text](#)
 48. Serrano CC, Martínez RD, Mendoza MP, *et al.*: La intervención eficaz del médico general en el tratamiento de bebedores cuyo hábito alcohólico representa un riesgo para su salud o ya les ha ocasionado algún daño. (Preliminary results of a prospective double blind clinical trial). *Salud Mental*. 1992; **15**(2).
 49. Hoffman KA, Beltrán J, Ponce J, *et al.*: Barreras para implementar el despistaje, intervenciones breves y referencia al tratamiento por problemas de consumo de alcohol y otras drogas en hospitales que atienden personas que viven con el VIH/SIDA en el Perú. *Rev Peru Med Exp Salud Publica*. 2016; **33**(3): 432–7. [PubMed Abstract](#) | [Publisher Full Text](#)
 50. Gelberg L, Natera Rey G, Andersen RM, *et al.*: Prevalence of Substance Use Among Patients of Community Health Centers in East Los Angeles and Tijuana. *Subst Use Misuse*. 2017; **52**(3): 359–372. [PubMed Abstract](#) | [Publisher Full Text](#)
 51. Soto-Brandt G, Portilla Huidobro R, Huepe Artigas D, *et al.*: [Validity evidence of the Alcohol, Smoking and Substance Involvement Screening Test (ASSIST) in Chile]. *Adicciones*. 2014; **26**(4): 291–302. [PubMed Abstract](#) | [Publisher Full Text](#)
 52. Costa PH, Mota DC, Cruvinel E, *et al.*: [A methodology to implement preventive actions against harmful drug use in the context of primary health care in Latin America]. *Rev Panam Salud Publica*. 2013; **33**(5): 325–31. [PubMed Abstract](#) | [Publisher Full Text](#)
 53. Natera R, *et al.*: Final Narrative Report of the bi-national assist screening and quit using drugs intervention trial (quit) Tijuana/Los Angeles. Mexico, National Institute on Psychiatry de la Fuente Muniz. 2014.
 54. Kaner E: Brief alcohol intervention: time for translational research. *Addiction*. 2010; **105**(6): 960–961; discussion 964–5. [PubMed Abstract](#) | [Publisher Full Text](#)
 55. McCambridge J, Saitz R: Rethinking brief interventions for alcohol in general practice. *BMJ*. 2017; **356**: j116. [PubMed Abstract](#) | [Publisher Full Text](#)
 56. Jonas DE, Garbutt JC, Brown JM, *et al.*: Screening, Behavioral Counseling, and Referral in Primary Care To Reduce Alcohol Misuse [Internet]. Comparative Effectiveness Review No. 64. Rockville MD: Agency for Healthcare Research and Quality; 2012; Accessed on 16 April 2016. [PubMed Abstract](#)
 57. Rubinsky AD, Dawson DA, Williams EC, *et al.*: AUDIT-C scores as a scaled marker of mean daily drinking, alcohol use disorder severity, and probability of alcohol dependence in a U.S. general population sample of drinkers. *Alcohol Clin Exp Res*. 2013; **37**(8): 1380–1390. [PubMed Abstract](#) | [Publisher Full Text](#)
 58. National Clinical Guideline Centre: The clinical management of primary hypertension in adults. 2011; (accessed 1 December 2016). [Reference Source](#)
 59. Kaner EF, Beyer FR, Dickinson HO, *et al.*: Effectiveness of brief alcohol interventions in primary care populations. *Cochrane Database Syst Rev*. 2007; (2): CD004148. [PubMed Abstract](#) | [Publisher Full Text](#)
 60. Platt L, Melendez-Torres GJ, O'Donnell A, *et al.*: How effective are brief interventions in reducing alcohol consumption: do the setting, practitioner group and content matter? Findings from a systematic review and meta-regression analysis. *BMJ Open*. 2016; **6**(8): e011473. [PubMed Abstract](#) | [Publisher Full Text](#) | [Free Full Text](#)
 61. Wilson GB, Wray C, McGovern R, *et al.*: Intervention to reduce excessive alcohol consumption and improve comorbidity outcomes in hypertensive or depressed primary care patients: two parallel cluster randomized feasibility trials. *Trials*. 2014; **15**: 235. [PubMed Abstract](#) | [Publisher Full Text](#) | [Free Full Text](#)
 62. Rehm J, Prieto JA, Beier M, *et al.*: The role of alcohol in the management of hypertension in patients in European primary health care practices - a survey in the largest European Union countries. *BMC Fam Pract*. 2016; **17**(1): 130. [PubMed Abstract](#) | [Publisher Full Text](#) | [Free Full Text](#)
 63. Timko C, Kong C, Vittorio L, *et al.*: Screening and brief intervention for unhealthy substance use in patients with chronic medical conditions: a systematic review. *J Clin Nurs*. 2016; **25**(21–22): 3131–3143. [PubMed Abstract](#) | [Publisher Full Text](#)
 64. Coulton S, Dale V, Deluca P, *et al.*: Screening for At-Risk Alcohol Consumption in Primary Care: A Randomized Evaluation of Screening Approaches. *Alcohol Alcohol*. 2017; **52**(3): 312–317. [PubMed Abstract](#) | [Publisher Full Text](#)
 65. Odlaug BL, Gual A, DeCourcy J, *et al.*: Alcohol Dependence, Co-occurring Conditions and Attributable Burden. *Alcohol Alcohol*. 2016; **51**(2): 201–209. [PubMed Abstract](#) | [Publisher Full Text](#) | [Free Full Text](#)
 66. Lai HM, Cleary M, Sitharthan T, *et al.*: Prevalence of comorbid substance use, anxiety and mood disorders in epidemiological surveys, 1990–2014: A systematic review and meta-analysis. *Drug Alcohol Depend*. 2015; **154**: 1–13. [PubMed Abstract](#) | [Publisher Full Text](#)
 67. Patel V, Weobong B, Weiss HA, *et al.*: The Healthy Activity Program (HAP), a lay counsellor-delivered brief psychological treatment for severe depression, in primary care in India: a randomised controlled trial. *Lancet*. 2017; **389**(10065): 176–85. [PubMed Abstract](#) | [Publisher Full Text](#) | [Free Full Text](#)
 68. Linde K, Sigterman K, Kriston L, *et al.*: Effectiveness of psychological treatments for depressive disorders in primary care: systematic review and meta-analysis. *Ann Fam Med*. 2015; **13**(1): 56–68. [PubMed Abstract](#) | [Publisher Full Text](#) | [Free Full Text](#)
 69. Gilbody S, Whitty P, Grimshaw J, *et al.*: Educational and organizational interventions to improve the management of depression in primary care: a systematic review. *JAMA*. 2003; **289**(23): 3145–3151. [PubMed Abstract](#) | [Publisher Full Text](#)
 70. Barker PM, Reid A, Schall MW: A framework for scaling up health interventions: lessons from large-scale improvement initiatives in Africa. *Implement Sci*. 2016; **11**(1): 12. [PubMed Abstract](#) | [Publisher Full Text](#) | [Free Full Text](#)
 71. Heather N: WHO Collaborative Project on Identification and Management of Alcohol-related Problems in PHC – Report to the World Health Organisation on Phase IV: Development of Country-wide Strategies for Implementing Early Identification and Brief Intervention in PHC. Geneva: World Health Organisation, Department of Mental Health and Substance Abuse; 2006. [Reference Source](#)
 72. Babor T, Del Boca F, Bray JW: Screening, brief intervention and referral to treatment: implications of SAMHSA's SBIRT initiative for substance abuse policy and practice. *Addiction*. 2017; **112**(Suppl 2): 110–117. [PubMed Abstract](#) | [Publisher Full Text](#)
 73. Vendetti J, Gmyrek A, Damon D, *et al.*: Screening, Brief Intervention and Referral to Treatment (SBIRT): implementation barriers, facilitators and model migration. *Addiction*. 2017; **112**(Suppl 2): 23–33. [PubMed Abstract](#) | [Publisher Full Text](#)
 74. Singh M, Gmyrek A, Hernandez A, *et al.*: Sustaining Screening, Brief Intervention and Referral to Treatment (SBIRT) services in health-care settings. *Addiction*. 2017; **112**(Suppl 2): 92–100. [PubMed Abstract](#) | [Publisher Full Text](#)
 75. World Bank: World Bank country and lending groups. 2017; Accessed 1 March 2017. [Reference Source](#)
 76. Eccles M, Grimshaw J, Walker A, *et al.*: Changing the behavior of healthcare professionals: the use of theory in promoting the uptake of research findings. *J Clin Epidemiol*. 2005; **58**(2): 107–112. [PubMed Abstract](#) | [Publisher Full Text](#)
 77. Norton W, Mittman B: Scaling-up Health Promotion/Disease Prevention Programmes in Community Settings: Barriers, Facilitators, and Initial Recommendations. West Hartford, Connecticut, The Patrick and Catherine Weldon Donaghue Medical Research Foundation. 2010. [Reference Source](#)
 78. Woolf SH, Johnson RE: The break-even point: when medical advances are less important than improving the fidelity with which they are delivered. *Ann Fam Med*. 2005; **3**(6): 545–552. [PubMed Abstract](#) | [Publisher Full Text](#) | [Free Full Text](#)
 79. Massoud R: An approach to rapid scale-up using HIV/AIDS treatment and care as an example. Geneva: World Health Organization; 2004. [Reference Source](#)
 80. Cooley L, Kohl R: Scaling up—from vision to large-scale change: a management framework for practitioners. Washington D.C: Management Systems International; 2006. [Reference Source](#)
 81. Damschroder LJ, Aron DC, Keith RE, *et al.*: Fostering implementation of health services research findings into practice: a consolidated framework for advancing implementation science. *Implement Sci*. 2009; **4**: 50. [PubMed Abstract](#) | [Publisher Full Text](#) | [Free Full Text](#)
 82. Yamey G: Scaling up global health interventions: a proposed framework for success. *PLoS Med*. 2011; **8**(6): e1001049. [PubMed Abstract](#) | [Publisher Full Text](#) | [Free Full Text](#)
 83. Adamou B: Guide for monitoring scale-up of health practices and interventions: MEASURE evaluation. 2013; Accessed 4 November 2016. [Reference Source](#)
 84. Shadish WR, Cook TD, Campbell DT: Experimental and quasi-experimental designs for generalized causal inference. 2nd edition. Houghton Mifflin, Michigan, 2002. [Reference Source](#)

85. de Leeuw E, Green G, Spasnick L, *et al.*: **Policymaking in European healthy cities.** *Health Promot Int.* 2015; **30**(Suppl 1): i18–i31.
[PubMed Abstract](#) | [Publisher Full Text](#)
86. Farrington JL, Faskunger J, Mackiewicz K: **Evaluation of risk factor reduction in a European City Network.** *Health Promot Int.* 2015; **30**(Suppl 1): i86–i98.
[PubMed Abstract](#) | [Publisher Full Text](#)
87. Mathrani S, Anderson P: **Guidelines for city action on alcohol.** Copenhagen, World Health Organization. 1998.
[Reference Source](#)
88. Giesbrecht N, Bosma LM, Juras J, *et al.*: **Implementing and Sustaining Effective Alcohol-Related Policies at the Local Level: Evidence, Challenges, and Next Steps.** *World Med Health Policy.* 2014; **6**(3): 203–230.
[Publisher Full Text](#)
89. Goss PE, Lee BL, Badovinac-Crnjevic T, *et al.*: **Planning cancer control in Latin America and the Caribbean.** *Lancet Oncol.* 2013; **14**(5): 391–436.
[PubMed Abstract](#) | [Publisher Full Text](#)
90. Atun R, de Andrade LO, Almeida G, *et al.*: **Health-system reform and universal health coverage in Latin America.** *Lancet.* 2015; **385**(9974): 1230–47.
[PubMed Abstract](#) | [Publisher Full Text](#)
91. Kruk ME, Porignon D, Rockers PC, *et al.*: **The contribution of primary care to health and health systems in low- and middle-income countries: a critical review of major primary care initiatives.** *Soc Sci Med.* 2010; **70**(6): 904–911.
[PubMed Abstract](#) | [Publisher Full Text](#)
92. Cotlear D, Gómez-Dantés O, Knaul F, *et al.*: **Overcoming social segregation in health care in Latin America.** *Lancet.* 2015; **385**(9947): 1248–59.
[PubMed Abstract](#) | [Publisher Full Text](#)
93. Ngo VK, Rubinstein A, Ganju V, *et al.*: **Grand Challenges: Integrating mental health care into the non-communicable disease agenda.** *PLoS Med.* 2013; **10**(5): e1001443.
[PubMed Abstract](#) | [Publisher Full Text](#) | [Free Full Text](#)
94. Saloman JA, Carvalho N, Gutiérrez-Delgado C, *et al.*: **Intervention strategies to reduce the burden of non-communicable diseases in Mexico: cost effectiveness analysis.** *BMJ.* 2012; **344**: e355.
[PubMed Abstract](#) | [Publisher Full Text](#) | [Free Full Text](#)
95. Poblete F, Barticevic NA, Zuzulic MS, *et al.*: **A randomized controlled trial of a brief intervention for alcohol and drugs linked to the Alcohol, Smoking and Substance Involvement Screening Test (ASSIST) in primary health care in Chile.** *Addiction.* 2017; **112**(8): 1462–1469.
[PubMed Abstract](#) | [Publisher Full Text](#)
96. Nadkarni A, Weobong B, Weiss HA, *et al.*: **Counselling for alcohol problems (CAP), a lay counsellor-delivered brief psychological treatment for harmful drinking in men, in primary care in India: a randomised controlled trial.** *Lancet.* 2017; **389**(10065): 186–195.
[PubMed Abstract](#) | [Publisher Full Text](#) | [Free Full Text](#)
97. Hasin DS, O'Brien CP, Auriacombe M, *et al.*: **DSM-5 criteria for substance use disorders: recommendations and rationale.** *Am J Psychiatry.* 2013; **170**(8): 834–851.
[PubMed Abstract](#) | [Publisher Full Text](#) | [Free Full Text](#)
98. Patel V, Araya R, Chowdhary N, *et al.*: **Detecting common mental disorders in primary care in India: a comparison of five screening questionnaires.** *Psychol Med.* 2008; **38**(2): 221–28.
[PubMed Abstract](#) | [Publisher Full Text](#) | [Free Full Text](#)
99. Hester RK, Miller WR: **Handbook of Alcoholism Treatment Approaches.** 2 ed. Boston MA: 1995.
[Reference Source](#)
100. Wensing M, Oxman A, Baker R, *et al.*: **Tailored Implementation For Chronic Diseases (TICD): a project protocol.** *Implement Sci.* 2011; **6**: 103.
[PubMed Abstract](#) | [Publisher Full Text](#) | [Free Full Text](#)
101. Wensing M, Huntink E, van Lieshout J, *et al.*: **Tailored Implementation of Evidence-Based Practice for Patients with Chronic Diseases.** *PLoS One.* 2014; **9**(7): e101981.
[PubMed Abstract](#) | [Publisher Full Text](#) | [Free Full Text](#)
102. Flottorp SA, Oxman AD, Krause J, *et al.*: **A checklist for identifying determinants of practice: a systematic review and synthesis of frameworks and taxonomies of factors that prevent or enable improvements in healthcare professional practice.** *Implement Sci.* 2013; **8**: 35.
[PubMed Abstract](#) | [Publisher Full Text](#) | [Free Full Text](#)
103. Dietz WH, Solomon LS, Pronk N, *et al.*: **An Integrated Framework For The Prevention And Treatment Of Obesity And Its Related Chronic Diseases.** *Health Aff (Millwood).* 2015; **34**(9): 1456–1463.
[PubMed Abstract](#) | [Publisher Full Text](#)
104. Palumbo R: **Contextualizing co-production of health care: a systematic literature review.** *Int J Public Se Manage.* 2016; **29**(1): 72–90.
[Publisher Full Text](#)
105. Babor TF, Higgins-Biddle JC, Higgins PS, *et al.*: **Training medical providers to conduct alcohol screening and brief interventions.** *Subst Abus.* 2004; **25**(1): 17–26.
[PubMed Abstract](#) | [Publisher Full Text](#) | [Free Full Text](#)
106. Fleming MF: **Strategies to increase alcohol screening in health care settings.** *Alcohol Health Res World.* 1997; **21**(4): 340–7.
[PubMed Abstract](#)
107. Davis DA, Thomson MA, Oxman AD, *et al.*: **Changing physician performance. A systematic review of the effect of continuing medical education strategies.** *JAMA.* 1995; **274**(9): 700–705.
[PubMed Abstract](#) | [Publisher Full Text](#)
108. Fleming MF: **Screening and brief intervention in primary care settings.** *Alcohol Res Health.* 2004–2005; **28**(2): 57–62.
[PubMed Abstract](#)
109. Garzonis K, Mann E, Wyrzykowska A, *et al.*: **Improving patient outcomes: effectively training healthcare staff in psychological practice skills: a mixed systematic literature review.** *Eur J Psychol.* 2015; **11**(3): 535–56.
[PubMed Abstract](#) | [Publisher Full Text](#) | [Free Full Text](#)
110. Nilsen P, Wählin S, Heather N: **Implementing brief interventions in health care: lessons learned from the Swedish risk drinking project.** *Int J Environ Res Public Health.* 2011; **8**(9): 3609–3627.
[PubMed Abstract](#) | [Publisher Full Text](#) | [Free Full Text](#)
111. Patterson Silver Wolf Adely Unegv Waya DA: **Factors influencing the implementation of a brief alcohol screening and educational intervention in social settings not specializing in addiction services.** *Soc Work Health Care.* 2015; **54**(4): 345–364.
[PubMed Abstract](#) | [Publisher Full Text](#) | [Free Full Text](#)
112. May CR, Johnson M, Finch T: **Implementation, context and complexity.** *Implement Sci.* 2016; **11**(4): 141.
[PubMed Abstract](#) | [Publisher Full Text](#) | [Free Full Text](#)
113. Gual A, Anderson P, Segura L, *et al.*: **Alcohol and Primary health care: Training programme on identification and brief interventions.** Barcelona: department of Health of the Government of Catalonia, 2005.
[Reference Source](#)
114. McCannon CJ, Perla RJ: **Learning networks for sustainable, large-scale improvement.** *Jt Comm J Qual Patient Saf.* 2009; **35**(5): 286–91.
[PubMed Abstract](#) | [Publisher Full Text](#)
115. Reinertsen JL, Bisognano M, Pugh MD: **Seven leadership leverage points for organization-level improvement in health care.** (second edition) (IHI innovation series white paper). Cambridge: Institute for Healthcare Improvement; 2008.
[Reference Source](#)
116. Swenson S, Pugh M, McMullan C, *et al.*: **Book high impact leadership: improve care, improve the health of populations, and reduce costs.** (IHI white paper). Cambridge: Institute for Healthcare Improvement; 2013.
[Reference Source](#)
117. Rogers E: **Diffusion of innovations.** 5th ed. New York: The Free Press; 2003.
[Reference Source](#)
118. McCannon CJ, Schall MW, Perla RJ: **Planning for scale: a guide for designing large-scale improvement initiatives.** (IHI innovation series white paper). Cambridge: Institute for Healthcare Improvement; 2008.
[Reference Source](#)
119. Schouten LM, Hulscher ME, van Everdingen JJ, *et al.*: **Evidence for the impact of quality improvement collaboratives: systematic review.** *BMJ.* 2008; **336**(7659): 1491–4.
[PubMed Abstract](#) | [Publisher Full Text](#) | [Free Full Text](#)
120. NHS Modernisation Agency: **Improvement leaders guide to sustainability and spread.** Ipswich: Ancient House Printing Group; 2002.
[Reference Source](#)
121. Mate K, Sifrim Z, Provost L: **Sustainability of improvement interventions (IHI 90-day R&D project final summary report).** Cambridge: Institute for Healthcare Improvement; 2011.
122. Keurhorst MN, Anderson P, Spak F, *et al.*: **Implementing training and support, financial reimbursement, and referral to an internet-based brief advice program to improve the early identification of hazardous and harmful alcohol consumption in primary care (ODHIN): study protocol for a cluster randomized factorial trial.** *Implement Sci.* 2013; **8**: 11.
[PubMed Abstract](#) | [Publisher Full Text](#) | [Free Full Text](#)
123. Sørensen K, Van den Broucke S, Pelikan JM, *et al.*: **Measuring health literacy in populations: illuminating the design and development process of the European Health Literacy Survey Questionnaire (HLS-EU-Q).** *BMC Public Health.* 2013; **13**: 948.
[PubMed Abstract](#) | [Publisher Full Text](#) | [Free Full Text](#)
124. Chung A, Rimal RN: **Social norms: A review.** *Review of Communication Research.* 2016; **4**: 1–29.
[Publisher Full Text](#)
125. Anderson P, Clement S: **The AAPPQ revisited: the measurement of general practitioners' attitudes to alcohol problems.** *Br J Addict.* 1987; **82**(7): 753–9.
[PubMed Abstract](#) | [Publisher Full Text](#)
126. Vendetti JA, McRee BG, Del Boca FK: **Development of the SBIRT checklist for observation in real-time (SCORE).** *Addiction.* 2017; **112**(Suppl 2): 34–42.
[PubMed Abstract](#) | [Publisher Full Text](#)
127. Del Boca FK, McRee B, Vendetti J, *et al.*: **The SBIRT program matrix: a conceptual framework for program implementation and evaluation.** *Addiction.* 2017; **112**(Suppl 2): 12–22.21.
[PubMed Abstract](#) | [Publisher Full Text](#)
128. Bray JW, Del Boca FK, McRee BG, *et al.*: **Screening, Brief Intervention and Referral to Treatment (SBIRT): rationale, program overview and cross-site evaluation.** *Addiction.* 2017; **112**(Suppl 2): 3–11.
[PubMed Abstract](#) | [Publisher Full Text](#)
129. Thorn JC, Coast J, Cohen D, *et al.*: **Resource-use measurement based on**

- patient recall: issues and challenges for economic evaluation. *Appl Health Econ Health Policy*. 2013; 11(3): 155–161.
[PubMed Abstract](#) | [Publisher Full Text](#)
130. Drost RM, Paulus AT, Ruwaard D, *et al.*: Valuing inter-sectoral costs and benefits of interventions in the healthcare sector: methods for obtaining unit prices. *Expert Rev Pharmacoecon Outcomes Res*. 2017; 17(1): 77–84.
[PubMed Abstract](#) | [Publisher Full Text](#)
131. Üstün TB, Chatterji S, Kostanjsek N, *et al.*: Developing the World Health Organization Disability Assessment Schedule 2.0. *Bull World Health Organ*. 2010; 88(11): 815–23.
[PubMed Abstract](#) | [Publisher Full Text](#) | [Free Full Text](#)
132. Measuring Health and Disability: Manual for WHO Disability Assessment Schedule (WHODAS 2.0), edited by TB Üstün, N Kostanjsek, S Chatterji, J Rehm, Geneva: World Health Organization. 2010.
[Reference Source](#)
133. Briggs A, Claxton K, Sculpher MJ: **Decision Modelling for Health Economic Evaluation**. Oxford University Press, Oxford. 2006.
[Reference Source](#)
134. Caro JJ, Briggs AH, Siebert U, *et al.*: Modeling good research practices—overview: a report of the ISPOR-SMDM Modeling Good Research Practices Task Force—1. *Value Health*. 2012; 15(6): 796–803.
[PubMed Abstract](#) | [Publisher Full Text](#)
135. Anderson P, Kaner E, Wutzke S, *et al.*: Attitudes and management of alcohol problems in general practice: descriptive analysis based on findings of a World Health Organization international collaborative survey. *Alcohol Alcohol*. 2003; 38(6): 597–601.
[PubMed Abstract](#) | [Publisher Full Text](#)
136. Anderson P, Wojnar M, Jakubczyk A, *et al.*: Managing alcohol problems in general practice in Europe: results from the European ODHIN survey of general practitioners. *Alcohol Alcohol*. 2014; 49(5): 531–539.
[PubMed Abstract](#) | [Publisher Full Text](#)
137. Anderson P, Kaner E, Keurhorst M, *et al.*: Attitudes and Learning through Practice Are Key to Delivering Brief Interventions for Heavy Drinking in Primary Health Care: Analyses from the ODHIN Five Country Cluster Randomized Factorial Trial. *Int J Environ Res Public Health*. 2017; 14(2): pii: E121.
[PubMed Abstract](#) | [Publisher Full Text](#) | [Free Full Text](#)
138. Glasgow RE, Vogt TM, Boles SM: Evaluating the public health impact of health promotion interventions: the RE-AIM framework. *Am J Public Health*. 1999; 89(9): 1322–7.
[PubMed Abstract](#) | [Publisher Full Text](#) | [Free Full Text](#)
139. Glasgow RE, Klesges LM, Dzawaltowski DA, *et al.*: Evaluating the impact of health promotion programs: using the RE-AIM framework to form summary measures for decision making involving complex issues. *Health Educ Res*. 2006; 21(5): 688–694.
[PubMed Abstract](#) | [Publisher Full Text](#)
140. Gaglio B, Shoup JA, Glasgow RE: The RE-AIM framework: a systematic review of use over time. *Am J Public Health*. 2013; 103(6): e38–e46.
[PubMed Abstract](#) | [Publisher Full Text](#) | [Free Full Text](#)
141. Harden SM, Gaglio B, Shoup JA, *et al.*: Fidelity to and comparative results across behavioral interventions evaluated through the RE-AIM framework: a systematic review. *Syst Rev*. 2015; 4: 155.
[PubMed Abstract](#) | [Publisher Full Text](#) | [Free Full Text](#)
142. Svoronos T, Mate KS: Evaluating large-scale health programmes at a district level in resource-limited countries. *Bull World Health Organ*. 2011; 89(11): 831–837.
[PubMed Abstract](#) | [Publisher Full Text](#) | [Free Full Text](#)
143. Prasad A, Kano M, Dagg KA, *et al.*: Prioritizing action on health inequities in cities: An evaluation of Urban Health Equity Assessment and Response Tool (Urban HEART) in 15 cities from Asia and Africa. *Soc Sci Med*. 2015; 145: 237–242.
[PubMed Abstract](#) | [Publisher Full Text](#) | [Free Full Text](#)
144. Moore GF, Audrey S, Barker M, *et al.*: Process evaluation of complex interventions: Medical Research Council guidance. *BMJ*. 2015; 350: h1258.
[PubMed Abstract](#) | [Publisher Full Text](#) | [Free Full Text](#)
145. Ysa T, Colom J, Albareda A, *et al.*: Governance of Addictions. **European Public Policies**. Oxford University Press, 2014.
[Reference Source](#)
146. OECD: **Compendium of OECD well-being indicators**. OECD Better Life Initiative. 2011; (Accessed 18 December 2016).
[Reference Source](#)
147. Bertelsmann Stiftung. [website]. 2016; (Accessed 18 December 2016).
[Reference Source](#)
148. Inglehart R, Welzel C: **Modernization, Cultural Change and Democracy**. New York: Cambridge University Press, 2005.
[Reference Source](#)
149. Inglehart R, Welzel C: **Changing Mass Priorities: The Link Between Modernization and Democracy**. *Perspect Polit*. 2010; 8(2): 551–567.
[Publisher Full Text](#)
150. Donner A, Klar N: **Design and Analysis of Cluster Randomization Trials in Health Research**. Arnold, London. 2000.
[Reference Source](#)
151. Fleiss JL, Levin B, Cho Paik M: **Statistical Methods for Rates and Proportions**. Third Edition. Hoboken, New Jersey: John Wiley & Sons, 2003.
[Reference Source](#)
152. Raudenbush SW, Bryk AS: **Hierarchical Linear Models. Applications and Data Analysis Methods**. 2002; 2: Sage Publications.
[Reference Source](#)
153. Hall DB: **Zero-inflated Poisson and binomial regression with random effects: a case study**. *Biometrics*. 2000; 56(4): 1030–1039.
[PubMed Abstract](#) | [Publisher Full Text](#)
154. Zuur AF, Ieno EN, Walker NJ, *et al.*: **Mixed effects models and extensions in ecology with R**. New York, NY: Springer, 2009.
[Publisher Full Text](#)
155. Cunningham JA: **Unintended impact of using different inclusion cut-offs for males and females in intervention trials for hazardous drinking**. *Addiction*. 2017; 112(5): 910–911.
[PubMed Abstract](#) | [Publisher Full Text](#)
156. Aldridge A, Dowd W, Bray J: **The relative impact of brief treatment versus brief intervention in primary health-care screening programs for substance use disorders**. *Addiction*. 2017; 112(Suppl 2): 54–64.
[PubMed Abstract](#) | [Publisher Full Text](#)
157. Barbosa C, Cowell A, Dowd W, *et al.*: **The cost-effectiveness of brief intervention versus brief treatment of screening, brief intervention, and referral to treatment (SBIRT) in the United States**. *Addiction*. 2017; 112(Suppl 2): 73–81.
[PubMed Abstract](#) | [Publisher Full Text](#)
158. Beauchamp A, Batterham RW, Dodson S, *et al.*: **Systematic development and implementation of interventions to Optimize Health Literacy and Access (Ophelia)**. *BMC Public Health*. 2017; 17: 230.
[PubMed Abstract](#) | [Publisher Full Text](#) | [Free Full Text](#)
159. Funk M, Wutzke S, Kaner E, *et al.*: **A multicountry controlled trial of strategies to promote dissemination and implementation of brief alcohol intervention in primary health care: findings of a World Health Organization collaborative study**. *J Stud Alcohol*. 2005; 66(3): 379–388.
[PubMed Abstract](#) | [Publisher Full Text](#)
160. Campbell DT, Stanley JC: **Experimental and quasi-experimental designs for research**. Chicago, Illinois: Rand McNally, 1963.
[Reference Source](#)
161. Cook TD, Campbell DT: **Quasi-experimentation: design and analysis for field settings**. Boston: Houghton Mifflin Company; 1979.
[Reference Source](#)
162. Reeves BC, Wells GA, Waddington H: **Quasi-experimental study designs series-paper 5: classifying studies evaluating effects of health interventions—a taxonomy without labels**. *J Clin Epidemiol*. 2017; 89: 30–42. pii: S0895-4356(17)30288-3.
[PubMed Abstract](#) | [Publisher Full Text](#)
163. Jantsch E: **Inter- and Transdisciplinary University: A systems approach to education and innovation**. *Policy Sciences*. 1970; 1(1): 403–428.
[Publisher Full Text](#)
164. Pohl C, Hirsch Hadorn G: **Principles for Designing Transdisciplinary Research**. proposed by the Swiss Academies of Arts and Sciences. München: oekom Verlag. 2007.
[Reference Source](#)

Open Peer Review

Current Referee Status:



Version 3

Referee Report 20 November 2017

doi:[10.5256/f1000research.14303.r27883](https://doi.org/10.5256/f1000research.14303.r27883)



John B. Saunders

Centre for Youth Substance Abuse Research, University of Queensland, Brisbane, QLD, Australia

I am happy to approve without any further amendments Version 3 of this paper for publication.

Competing Interests: No competing interests were disclosed.

I have read this submission. I believe that I have an appropriate level of expertise to confirm that it is of an acceptable scientific standard.

Referee Report 13 November 2017

doi:[10.5256/f1000research.14303.r27884](https://doi.org/10.5256/f1000research.14303.r27884)



Janna Skagerström

Research and Development Unit in Region Östergötland, Department of Medical and Health Sciences, Linköping University, Linköping, Sweden

Thanks for your answers and changes in the manuscript. I have no further comments to make.

Competing Interests: No competing interests were disclosed.

I have read this submission. I believe that I have an appropriate level of expertise to confirm that it is of an acceptable scientific standard.

Version 2

Referee Report 02 November 2017

doi:[10.5256/f1000research.13245.r27075](https://doi.org/10.5256/f1000research.13245.r27075)



Janna Skagerström

Research and Development Unit in Region Östergötland, Department of Medical and Health Sciences, Linköping University, Linköping, Sweden

Thanks for a well written protocol of an interesting study.

I have a few questions concerning the protocol part of the manuscript that needs to be addressed.

In Figure 2 it is stated that patient alcohol health literacy is going to be measured at baseline and 18-month assessment. Further, on page 8 it is stated that the intervention cities will have media-based campaigns to improve alcohol health literacy. However, I can't find any outcomes related to the patient (or city-inhabitant) alcohol health literacy. Please elaborate on how the data gathered from patients on Health literacy and social norms will be used.

Is the number of AUDIT-C positive inhabitants expected to be the same in all catchment areas at baseline? If not, how is this handled in the primary outcome measure?

Minor details:

In Figure 4. REACH, in the first bullet point it should be clear that it is exposure to screening for AUD *within PHC*.

Page 11, 6th paragraph of the discussion says "the proposed study has several features than merit attention" should be changed to "..that merit..."

Is the rationale for, and objectives of, the study clearly described?

Yes

Is the study design appropriate for the research question?

Yes

Are sufficient details of the methods provided to allow replication by others?

Yes

Are the datasets clearly presented in a useable and accessible format?

Yes

Competing Interests: No competing interests were disclosed.

I have read this submission. I believe that I have an appropriate level of expertise to confirm that it is of an acceptable scientific standard, however I have significant reservations, as outlined above.

Author Response 09 Nov 2017

Peter Anderson, Newcastle University , UK

In Figure 2 it is stated that patient alcohol health literacy is going to be measured at baseline and 18-month assessment. Further, on page 8 it is stated that the intervention cities will have media-based campaigns to improve alcohol health literacy. However, I can't find any outcomes related to the patient (or city-inhabitant) alcohol health literacy. Please elaborate on how the data gathered from patients on Health literacy and social norms will be used.

RESPONSE: Thank you for pointing this out. The tally sheets include one question about alcohol

being a cause of high blood pressure, liver problems, depression or cancer, as a simple measure of alcohol health literacy (knowledge part); and, two questions about injunctive social norms of drinking alcohol. We will use this information to describe the level of alcohol health literacy and injunctive social norms in the screened population, relating the responses to demographic information and AUDIT-C results. The information will also inform the content of the brief advice delivered to screen positive patients. We had not considered using this data as an outcome of the trial. However, in the intervention cities, we might hypothesize that these measures improve over time in the population of screened patients as compared with the control cities. We have added this as a secondary outcome measure.

Is the number of AUDIT-C positive inhabitants expected to be the same in all catchment areas at baseline? If not, how is this handled in the primary outcome measure?

RESPONSE: In the statistical measures section, we mention that the regression models include the baseline period measurements (for the primary outcome measure, proportions) as a covariate. This together with accounting for the hierarchical nature of the data (multi-level analyses) will handle the issue of any differences in the proportion of screen-positive patients between the different catchment areas.

Minor details:

In Figure 4. REACH, in the first bullet point it should be clear that it is exposure to screening for AUD *within* PHC.

RESPONSE: We have added 'In PHC' to the three bullet points in the REACH box.

Page 11, 6th paragraph of the discussion says "the proposed study has several features than merit attention" should be changed to "...that merit..."

RESPONSE: We have corrected.

Competing Interests: No competing interests were disclosed.

Referee Report 18 September 2017

doi:10.5256/f1000research.13245.r24613



John B. Saunders

Centre for Youth Substance Abuse Research, University of Queensland, Brisbane, QLD, Australia

1. Reviewer's abbreviated comment on original version

The introduction starts awkwardly with a description of the alternative ways of conceptualising alcohol misuse. For the definitive version of the paper, I would strongly suggest that the relevant sections of the introduction be reshaped.

Authors' response

The nomenclature describing 'harmful use of alcohol' and 'alcohol use disorders' are cumbersome and somewhat contradictory across organizations and publications, with, for example...

Reviewer's comments on this response

The response from the authors has missed the point of my comments. Essentially I felt that much of the introduction was irrelevant to the main thrust of the paper and the research proposed within it, and therefore it should be reshaped. The title itself may be misleading because it refers to "alcohol use disorder". The essential aim of the study is the implementation of interventions for excessive (or hazardous) alcohol consumption or as the authors term it "heavy drinking over time" and it is operationalised as 50+ grams of alcohol per day and an AUDIT-C score of 8+.

To use "heavy drinking" as the target for the intervention is entirely reasonable and I agree that it fits with epidemiological data and a primary care perspective. My point is that this should be argued for and defined at the beginning of the introduction, eliminating unnecessary material in the first two paragraphs and elsewhere. The title of the study needs to be changed too. The term "alcohol use disorder" is not synonymous with "heavy drinking". In the Oxford dictionary a disorder is defined as "an illness that disrupts normal physical and mental functions" and the ICD and DSM definitions refer to cognitive, behavioural, and patho-physiological phenomena, with no reference to the amount of alcohol consumed (indeed, in the DSM-5 IRT analyses, consumption variables did not explain any additional variance and so were excluded). I note that patients who have an alcohol use disorder (defined as AUD of 6+) will be referred to specialist services (as is appropriate), rather than being managed as part of the brief intervention.

All this is needed is some further reshaping of the introduction and to consider whether the title should be modified to clarify the target of the study.

The authors may wish to refer to the WHO definition of "hazardous alcohol use" in the draft ICD-11 [This was included in the draft of ICD 10 but it was deleted from the published version because the ICD 10 Committee did not consider it was a disorder and therefore its inclusion could not be justified].

2. Reviewer's abbreviated comment on original version

With regard to the "treatment gap" caution is advised about extrapolating too much from the findings

Authors' response

Yes, this is likely true. Nevertheless, there is an apparent and widespread gap between those who might benefit from advice and treatment and those who get it (like high blood pressure). We have added some words of caution in measuring and reporting treatment gaps.

Reviewer's comments on this response

It is true – check the NESARC data. I entirely accept the rationale for trying to bridge the treatment gap but on average (based on the countries from which we have data on this), the patients in the present study are likely to have a lower level of heavy drinking and fewer comorbid disorders than those who access treatment currently.

3. Reviewer's abbreviated comment on original version

Is there any work reported for the three countries selected on the professional supports

available to PHC staff?

Authors' response

There have been existing studies on testing the impact and implementation of primary health care based screening and advice programmes in Latin American countries, and these are referenced in the paper...

Reviewer's comments on this response

The revisions address this comment.

4. Reviewer's abbreviated comment on original version

Reference is made to various scaling-up approaches but the paper would be strengthened by a description and discussion of the theoretical concepts underlying the framework proposed.

Authors' response

We have added text on implementation and scale-up literature to the first part of the discussion.

Reviewer's comments on this response

The revisions address this comment.

5. Reviewer's abbreviated comment on original version

Will the investigators have access to medical records and PHC throughput data?

Author's response

In all three countries, electronic health records are used. Provided...

Reviewer's comments on this response

The revisions address this comment.

6. Reviewer's abbreviated comment on original version

Overall, this is a very ambitious and complex research program and I became concerned in reading it - in all its complexity - that it might not be achievable with staff who have no prior involvement in research and who are working in resource-constrained health care systems.

Authors' response

We respond by considering that these are false and prejudicial assumptions. The CVs and experiences of the investigators in the three country sites surpass those of many investigators who have implemented similar international studies in 'high-income' countries. Further...

Reviewer's comments on this response

Not a bit of it! My comments have nothing to do with the calibre of the investigators or the countries involved. The investigators include some of the most renowned researchers in this field and several also have a detailed knowledge of and working experience in the health care systems of Central and South America.

I use the term “resource constrained” as referring to competing priorities when there is finite amount of money. Many countries in the middle or lower income bracket have well developed primary health care systems. Two examples are Cuba and Iran. In Iran there is a primary health care network with doctors, nurses and other health care professionals which extend throughout the country and covers more than 98% of the population. I do not have direct knowledge of health care systems of the three countries involved in the study (my experience is mainly in Asian countries), but World Bank reports on the health care systems describe these resource constraints. The response I was expected was something like the following:

“Country A has a population of X million and a per capita GDP of Y. It has a well developed primary health care system which is based on universal health insurance and provides free health care at the point of contact (or provides reimbursement with minimal or no out-of-pocket costs). This system of primary care covers the entire country apart from certain remote areas and includes 95% of the population. The municipalities selected all have access to primary health care facilities, and ...”. Information about the municipalities is provided in the protocol.

This sort of information provides me with confidence that the study proposed is feasible in a particular country. A principle of a paper is that the methods contain sufficient information that (i) allows the reviewer to be confident that the study’s objectives can be met, and (ii) that there is sufficient information that another group of investigators could if they wish replicate the study. I am confident in the authors’ capabilities but that was not the point that I was raising.

7. Reviewer’s abbreviated comment on original version

There is a statement “During all phases of the scale-up, we will document impact on other sectors (education, social care, criminal and justice, etc.) base on resource use measurement.” This is a huge additional amount of work.

Authors’ response

This is a misunderstanding. It requires quite minimal data collection from samples of patients. There are then robust tried and tested methodologies to estimate costs per outcome based on the collected data...

Reviewer’s comments on this response

More information has now been provided which reassures me that what appeared to be a very major and potentially time consuming aim of accessing multiple alcohol and other related social outcomes will, through the availability of linked databases be feasible, in part through a sampling process.

8. Reviewer’s abbreviated comment on original version

The paper would be more convincing (to this reviewer) if it were linked to budgetary inputs.

Authors’ response

The purpose of a protocol is to describe the scientific approach. We would not be proposing this study if we did not consider that we had sufficient resources to implement it.

Reviewer’s comments on this response

I would hope not, but the onus is also to provide sufficient information to convince an independent reviewer that the study is feasible. For all the grant giving organisations I know this is essential and it would be a strength of a protocol paper if there was reassurance that the level of support was sufficient for each site to undertake and facilitate the work – in terms of personnel required; I am not asking for the monetary amounts. Again the principle is of providing sufficient information that the study could be replicated if desired by independent investigators after it had been completed.

9. Reviewer's abbreviated comment on original version

Although there are approximately 160 references, an impressive number for a protocol paper, there are some surprising omissions

Authors' response

We have included references to the WHO Phase III and IV studies, which the first author of this paper coordinated whilst he worked with WHO. We have added the Funk et al. reference (REF 159).

Reviewer's comments on this response

The revisions address this comment.

Competing Interests: No competing interests were disclosed.

I have read this submission. I believe that I have an appropriate level of expertise to confirm that it is of an acceptable scientific standard, however I have significant reservations, as outlined above.

Author Response 09 Nov 2017

Peter Anderson, Newcastle University , UK

1. Reviewer's abbreviated comment on original version

The introduction starts awkwardly with a description of the alternative ways of conceptualising alcohol misuse. For the definitive version of the paper, I would strongly suggest that the relevant sections of the introduction be reshaped.

Authors' response

The nomenclature describing 'harmful use of alcohol' and 'alcohol use disorders' are cumbersome and somewhat contradictory across organizations and publications, with, for example...

Reviewer's comments on this response

The response from the authors has missed the point of my comments. Essentially...

AUTHOR RESPONSE: Thank you. You are correct in pointing out that the title could be modified to better reflect the study, and that the introduction, as written, confuses rather than clarifies, and is not necessarily relevant to the study in question. We have modified the title, and shortened the introduction.

2. Reviewer's abbreviated comment on original version

With regard to the "treatment gap" caution is advised about extrapolating too much from the findings

Authors' response

Yes, this is likely true. Nevertheless...

Reviewer's comments on this response

It is true – check the NESARC data. I entirely accept the rationale for...

AUTHOR RESPONSE Thank you.

3. Reviewer's abbreviated comment on original version

Is there any work reported for the three countries selected on the professional supports available to PHC staff?

Authors' response

There have been existing studies on testing the impact and implementation of primary health care based screening and advice programmes in Latin American countries, and...

Reviewer's comments on this response

The revisions address this comment.

AUTHOR RESPONSE Thank you.

4. Reviewer's abbreviated comment on original version

Reference is made to various scaling-up approaches but the paper would be strengthened by a description and discussion of the theoretical concepts underlying the framework proposed.

Authors' response

We have added text on implementation and scale-up literature to the first part of the discussion.

Reviewer's comments on this response

The revisions address this comment.

AUTHOR RESPONSE Thank you.

5. Reviewer's abbreviated comment on original version

Will the investigators have access to medical records and PHC throughput data?

In all three countries, electronic health records are used. Provided ethical and confidentiality agreements...

Reviewer's comments on this response

The revisions address this comment.

AUTHOR RESPONSE Thank you.

6. Reviewer's abbreviated comment on original version

Overall, this is a very ambitious and complex research program and I became concerned in reading it - in all its complexity - that it might not be achievable with staff who have no prior involvement in research and who are working in resource-constrained health care systems.

Authors' response

We respond by considering that these are false and prejudicial assumptions. The CVs and experiences of the investigators...

Reviewer's comments on this response

Not a bit of it! My comments have nothing to do with the calibre of the investigators or the countries involved. The investigators include...

AUTHOR RESPONSE Our apologies for misunderstanding your original comment. Thank you for clarifying the comment. We withdraw the first sentence of our original response. The study is now funded by the Horizon 2020 programme of the European Commission.

7. Reviewer's abbreviated comment on original version

There is a statement "During all phases of the scale-up, we will document impact on other sectors (education, social care, criminal and justice, etc.) base on resource use

measurement.” This is a huge additional amount of work.

Authors’ response

This is a misunderstanding. It requires quite minimal data collection...

Reviewer’s comments on this response

More information has now been provided which...

AUTHOR RESPONSE Thank you.

8. Reviewer’s abbreviated comment on original version

The paper would be more convincing (to this reviewer) if it were linked to budgetary inputs.

Authors’ response

The purpose of a protocol is to describe the scientific approach. We would not be proposing this study if we did not consider that we had sufficient resources to implement it.

Reviewer’s comments on this response

I would hope not, but the onus is also to provide sufficient information to convince an independent reviewer that the study is feasible. For all the grant giving organisations...

AUTHOR RESPONSE Thank you. The study is now funded by the Horizon 2020 programme of the European Commission.

9. Reviewer’s abbreviated comment on original version

Although there are approximately 160 references, an impressive number for a protocol paper, there are some surprising omissions

Authors’ response

We have included references to the WHO Phase III and IV studies, which the first author of this paper coordinated whilst he worked with WHO. We have added the Funk et al. reference (REF 159).

Reviewer’s comments on this response

The revisions address this comment.

AUTHOR RESPONSE Thank you.

Competing Interests: No competing interests were disclosed.

Version 1

Referee Report 26 June 2017

doi:[10.5256/f1000research.12056.r23258](https://doi.org/10.5256/f1000research.12056.r23258)



Peter Nygaard ^{1,2}

¹ Prevention Research Center, Pacific Institute for Research and Evaluation, Oakland, CA, USA

² California State University East Bay, Hayward, CA, USA

This is a very important and ambitious study that focuses on some of the known obstacles of implementing screening and brief intervention in primary health care (PHC). However, whereas some of the inherent problems in the procedures are being tested, others remain untouched. For example, it is quite unclear how the authors intend to maintain the interventions after the project ends. It is well-known that you can bring GPs to test SBI interventions but once the projects are over, they return to practice as

before. Below are a few points that came to mind reading the article.

It is quite unclear what the focus of this study is because the primary outcome is basically a rise in patients screened and given advice. It should be evident that this number will go up in participating PHCs because of the intervention per se???

The process evaluation is definitely a strength of this study because it is comprehensive with a very clear framework of understanding.

It is difficult to see the advantage of involving three different countries with only one intervention city and one control city from each. As pointed out, there are differences among the participating countries that will have to be accounted for and that will limit the robustness of the results. Furthermore, it is unclear how the participating cities will be chosen and how the intervention city will be chosen. Including three different “cultures” with only one intervention and one control site for each does not seem to be a robust design.

There should be more considerations about the differences among the participating countries and the impact on the final outcomes. This is a very important study that focuses on some of the known obstacles of implementing screening and brief intervention in primary health care (PHC). However, whereas some of the inherent problems in the procedures are being tested, others remain untouched. For example, it is quite unclear how the authors intend to maintain the interventions after the project ends. It is well-known that you can bring GPs to test SBI interventions but once the projects are over, they return to practice as before.

Is the rationale for, and objectives of, the study clearly described?

Yes

Is the study design appropriate for the research question?

Partly

Are sufficient details of the methods provided to allow replication by others?

Partly

Are the datasets clearly presented in a useable and accessible format?

No

Competing Interests: No competing interests were disclosed.

Referee Expertise: I have conducted research on obstacles with implementation of SBI in primary health care, and I am familiar with the literature in this field.

I have read this submission. I believe that I have an appropriate level of expertise to confirm that it is of an acceptable scientific standard, however I have significant reservations, as outlined above.

Author Response 24 Jul 2017

Peter Anderson, Newcastle University , UK

It is quite unclear how the authors intend to maintain the interventions after the project ends.

The last major international study in this area, the Phase IV WHO study, referenced in the paper, concluded that embedding primary health care-based screening and brief advice programmes within the frame of supportive community and municipal environments might lead to improved outcomes, and called for adequately controlled community-based studies to be undertaken to strengthen the evidence base for achieving routine implementation. The present study aims to do that - we have clarified this by adding a hypothesis. It is not completely correct to say that once projects are over, GPs return to practice as before. In the ODHIN study, six months after the completion of the implementation period and the brief training received, providers who had received training were still screening and advising more patients than those who had not received training. It is not the purpose of the study to maintain the interventions after the project ends - nevertheless, we have added text at the end of the discussion to indicate what we are doing to encourage sustainability.

It is quite unclear what the focus of this study is

The focus of the study is to test whether our intervention (training and support embedded within municipal action) leads to increased screening and brief advice activity, compared to no training and no embedding. We have clarified this by adding an hypothesis.

It is unclear how the participating cities will be chosen and how the intervention city will be chosen. Including three different "cultures" with only one intervention and one control site for each does not seem to be a robust design.

Models of international studies across differing cultures have worked well in previous international studies in this area (e.g., WHO studies and the ODHIN study). Our design and statistical measures take into account the multilevel nature of the data. We collect data on potential confounders that can be incorporated in analysis models. To clarify this further, we have added extra text in the discussions. We have added further text describing the selection of cities.

Competing Interests: No competing interests.

Referee Report 23 June 2017

doi:[10.5256/f1000research.12056.r22773](https://doi.org/10.5256/f1000research.12056.r22773)

**John B. Saunders**

Centre for Youth Substance Abuse Research, University of Queensland, Brisbane, QLD, Australia

This paper, which is in the nature of a protocol paper, describes an ambitious three country (six city, 60 primary health care centre) study in Central and South America which seeks to compare the response to the implementation of a comprehensive support strategy for an alcohol screening and brief management approach (and also screening for depression) in comparison with a no support condition, adopting a quasi-experimental design for the comparison. The authors claim that this is the first such controlled study of this type based in middle-income countries. No results of pilot work in these countries are presented but the authors draw upon comparable work undertaken in Europe and the US.

Specific Comments

The following are points for the authors to consider:

1. The introduction starts awkwardly with a description of the alternative ways of conceptualising alcohol misuse. Some of the later statements contradict what is stated earlier about the relationship between alcohol use disorder, alcohol dependence, harmful alcohol use, and risky drinking. What is needed particularly in a scale-up of alcohol screening and intervention is a simple conceptual model, and these exist. There is a natural hierarchy of (1) hazardous/risky drinking (i.e. without harm), (2) harmful drinking (i.e. with harm), and (3) alcohol dependence (where there is a psychobiological driving force to drink not seen in (1) or (2)). Some term the whole spectrum “alcohol misuse” and others “unhealthy alcohol use.” Indeed, such a composite entity was used as the reference standard against which the original AUDIT was gauged. For the definitive version of the paper, I would strongly suggest that the relevant sections of the introduction be reshaped.
2. With regard to the “treatment gap” caution is advised about extrapolating too much from the findings of persons who have treatment to those who have or might not. The latter, although fulfilling the relevant diagnostic criteria, have less severe alcohol misuse and less psychiatric comorbidity and are less complex than those who get into treatment.
3. Is there any work reported for the three countries selected on the professional supports available to PHC staff? These might include (1) clinical supervision, (2) specialist to generalist support – mentioned in the paper but I can’t see what this would mean - ? on site, by telephone, smartphone apps, (3) peer support – on site or city groupings, (4) administrative support. Is it known what PHC staff would like as an incentive to undertake this work?
4. Reference is made to various scaling-up approaches but the paper would be strengthened by a description and discussion of the theoretical concepts underlying the framework proposed. How does the four-point framework relate to established implementation approaches, which help move organisations into the “early adopter” category? How do the principles of competitive advantage apply, because there will likely be competing proposals for PHC involvement in these countries e.g. childhood immunisation? The use of local “champions” is appropriate but what is the conceptual and empirical basis for this approach? Note that these comments do not refer to the IHI scale-up approach, which is about process.
5. Alcohol screening and intervention outputs will be assessed by the AUDIT-C questionnaires completed and annotated. Depression screening (with the PHQ-9) and intervention is much less emphasised in the body of the paper. Do all the components of the implementation strategy apply equally to this? Will the investigators have access to medical records and PHC throughput data?
6. Overall, this is a very ambitious and complex research program and I became concerned in reading it - in all its complexity - that it might not be achievable with staff who have no prior involvement in research and who are working in resource-constrained health care systems. For example, there is a statement “During all phases of the scale-up, we will document impact on other sectors (education, social care, criminal and justice, etc.) base on resource use measurement.” This is a huge additional amount of work.
7. The paper would be more convincing (to this reviewer) if it were linked to budgetary inputs. I appreciate that the authors are seeking European Union funding. If this becomes available, the practicalities of doing this study could be set out much more clearly.

8. Although there are approximately 160 references, an impressive number for a protocol paper, there are some surprising omissions, including work which has been specifically addressing implementation of alcohol interventions and including papers that were published from phases of the World Health Organization Implementation Studies and of which the authors of the present paper are also authors. An example is: Funk M, Wutzke S, Kaner E, Anderson P, Pas L, McCormick R, Gual A, Barford S, Saunders JB. A multi-country controlled trial of strategies to promote dissemination and implementation of brief alcohol intervention in primary health care: Findings of a World Health Organization Collaborative Study. *Journal of Studies on Alcohol* 2005; 66: 379-388.

Is the rationale for, and objectives of, the study clearly described?

Yes

Is the study design appropriate for the research question?

Yes

Are sufficient details of the methods provided to allow replication by others?

Partly

Are the datasets clearly presented in a useable and accessible format?

No

Competing Interests: No competing interests were disclosed.

Referee Expertise: Screening and brief interventions, diagnostic concepts and guidelines, susceptibility to alcohol- and drug-related disorders, physical sequelae such as liver and circulatory disease, new addictive disorders (such as gaming disorder), treatment of alcohol, opioid and psychostimulant disorders, and medical education.

I have read this submission. I believe that I have an appropriate level of expertise to confirm that it is of an acceptable scientific standard, however I have significant reservations, as outlined above.

Author Response 24 Jul 2017

Peter Anderson, Newcastle University , UK

The introduction starts awkwardly with a description of the alternative ways of conceptualising alcohol misuse. For the definitive version of the paper, I would strongly suggest that the relevant sections of the introduction be reshaped.

The nomenclature describing 'harmful use of alcohol' and 'alcohol use disorders' are cumbersome and somewhat contradictory across organizations and publications, with, for example, three distinct and contradictory concepts of "harmful use" in WHO documents of the last five years alone. As mentioned and referenced in the paper, several of us have argued for, and have published for, clarity, arguing that the term 'heavy use over time' can be a simplified replacement descriptor. This ties in well with the epidemiology and simplifies approaches for primary health care clinicians. It fits well with the use of AUDIT-C as the screening instrument, where the overwhelming majority of the variance is due to the consumption items. It is similar to models managing blood pressure. We and the reviewer will probably not come to agreement on this approach. We have carefully re-read the

introduction and consider that it accurately reflects the current usages of the terms alcohol use disorder and harmful use of alcohol as used by various institutions and reference bodies. We consider heavy drinking a more appropriate term as the simple conceptual model for use in primary health care, with cut-offs for intervention based on levels at which advice has been shown to be effective (similar to managing blood pressure, as we argue in the section overcoming constraints on PHC activity). The introduction as written reflects the approach and concepts that we are taking in the protocol, and, thus, we do not consider that it is appropriate to adjust.

With regard to the “treatment gap” caution is advised about extrapolating too much from the findings

Yes, this is likely true. Nevertheless, there is an apparent and widespread gap between those who might benefit from advice and treatment and those who get it (like high blood pressure). We have added some words of caution in measuring and reporting treatment gaps.

Is there any work reported for the three countries selected on the professional supports available to PHC staff?

There have been existing studies on testing the impact and implementation of primary health care based screening and advice programmes in Latin American countries, and these are referenced in the paper. We describe the training and support and the city-based adoption and support systems in the paper. We have revised this a little to reflect the reviewer comments. Our collective experience is that many primary health care centres are willing to undertake this work, as they understand the importance of it. Nevertheless, in the project budget, small research fees are allocated for the primary health care centres. If the strategy is proven to work, the expectation is that Departments of Health will adopt the approach as municipal/national strategies.

Reference is made to various scaling-up approaches but the paper would be strengthened by a description and discussion of the theoretical concepts underlying the framework proposed.

We have added text on implementation and scale-up literature to the first part of the discussion.

Will the investigators have access to medical records and PHC throughput data?

In all three countries, electronic health records are used. Provided ethical and confidentiality agreements are adhered to, anonymous data can be extracted allowing, through confidential identification systems, linkages between questionnaire scores, primary health care consultations and hospitalizations by diagnostic codes. We have added a sentence about this in the discussion.

Overall, this is a very ambitious and complex research program and I became concerned in reading it - in all its complexity - that it might not be achievable with staff who have no prior involvement in research and who are working in resource-constrained health care systems.

We respond by considering that these are false and prejudicial assumptions. The CVs and experiences of the investigators in the three country sites surpass those of many investigators who have implemented similar international studies in ‘high-income’ countries. Further, in the experience of many of the authors of this paper, innovation in implementing screening and brief advice programmes in many Latin American countries surpass that of many high-income countries. Coupled with extensive use of leading technologies, including linked electronic health records, health systems in Latin American countries, whilst relatively resource constrained, are sometimes far ahead than health systems in many ‘high income’ countries.

There is a statement “During all phases of the scale-up, we will document impact on other sectors (education, social care, criminal and justice, etc.) base on resource use measurement.” This is a huge additional amount of work.

This is a misunderstanding. It requires quite minimal data collection from samples of patients. There are then robust tried and tested methodologies to estimate costs per outcome based on the collected data. In any case, these estimates are a requirement within the call for proposals.

The paper would be more convincing (to this reviewer) if it were linked to budgetary inputs.

The purpose of a protocol is to describe the scientific approach. We would not be proposing this study if we did not consider that we had sufficient resources to implement it.

Although there are approximately 160 references, an impressive number for a protocol paper, there are some surprising omissions

We have included references to the WHO Phase III and IV studies, which the first author of this paper coordinated whilst he worked with WHO. We have added the Funk *et al.* reference (REF 159).

Competing Interests: No competing interests

The benefits of publishing with F1000Research:

- Your article is published within days, with no editorial bias
- You can publish traditional articles, null/negative results, case reports, data notes and more
- The peer review process is transparent and collaborative
- Your article is indexed in PubMed after passing peer review
- Dedicated customer support at every stage

For pre-submission enquiries, contact research@f1000.com

F1000Research