

# Synthesis of benzo-, pyrido-, thieno- and imidazo-fused *N*-hydroxy-4-oxopyrimidine-2-carboxylic acid derivatives

Lluís Bosch<sup>a</sup>, Jean-François Mouscadet<sup>b</sup>, Xio-Ju Ni<sup>b</sup>, Jaume Vilarrasa<sup>a,\*</sup>

<sup>a</sup> *Departament de Química Orgànica, Facultat de Química, Universitat de Barcelona, Diagonal 647, 08028 Barcelona, Catalonia, Spain*

<sup>b</sup> *LBPA, CNRS, École Normale Supérieure de Cachan, 94235 Cachan, France*

## ARTICLE INFO

### Article history:

Received .....  
 Revised .....  
 Accepted .....  
 Available on line .....

### Keywords:

Fused *N*-hydroxypyrimidin-4-ones  
 Methyl trimethoxyacetate  
 Amidation of esters

## ABSTRACT

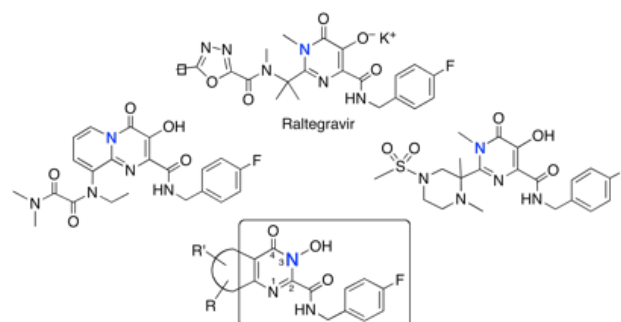
*N*-Hydroxy-4-oxoquinazoline-2-carboxamide derivatives (cyclic hydroxamic acids) and related pyrido- and thieno-substituted analogues, as well as a *N*-hydroxyhypoxanthine-2-carboxamide, were synthesised for the first time, by means of a four-step sequence that involves a smooth reaction of aminohydroxamates with methyl trimethoxyacetate. Other strategies were unsuccessful.

© 2010 Elsevier Ltd. All rights reserved.

Raltegravir (Isentress, MK-0518), developed by Merck, is the first HIV-1 integrase inhibitor (INI) approved by the FDA.<sup>1</sup> Raltegravir and its congeners (Figure 1),<sup>1b,e</sup> elvitegravir (Gilead) and S/GSK candidates have similar pharmacophoric elements and mechanism of action.<sup>1d,e</sup>

The interest of some of us in hydroxamates<sup>2a</sup> and the well-known chelating power of hydroxamic acids,<sup>2b</sup> prompted us to propose alternative candidates based on the replacement of the C-OH group of raltegravir by a N-OH group, which would enhance the acidity of the OH proton and would improve the coordination with magnesium ions. Thus, we designed *N*-hydroxypyrimidinone derivatives shown in Figure 1 (bottom). The challenge was to develop a general approach, as simple as possible, to these unknown molecules.

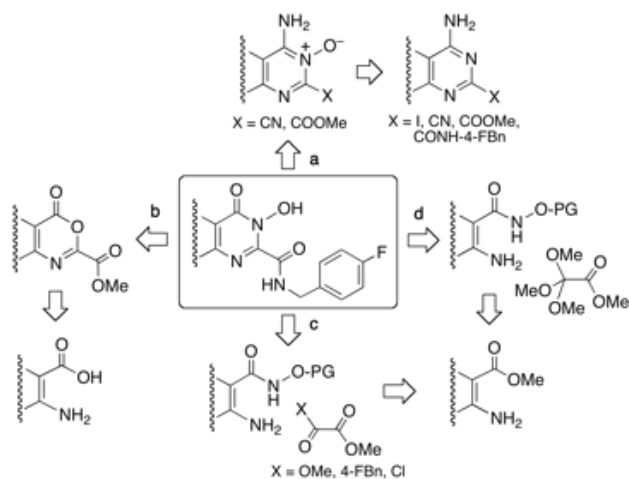
The strategies analyzed by us at the beginning of our project are summarised in Scheme 1. In the first approach (a), we envisaged the *N*-oxidation of N3 of 4-aminopyrimidines and of N1 of adenine,<sup>3</sup> where the  $\pi$ -electron-donating ability of the amino group is crucial for the formation of the *N*-oxide. The subsequent deamination, either enzymatically or via diazotization,<sup>4</sup> should afford the



**Figure 1.** Raltegravir and two examples of congeners. *N*-Hydroxypyrimidin-4-one derivatives proposed as alternative candidates.

desired *N*-hydroxy pyrimidones (cyclic hydroxamic acids). While 2-cyano derivatives of adenine and adenosine (Scheme 1, top, X = CN)<sup>5</sup> gave the *N*-oxide in acceptable conversions (with a large excess of *m*-CPBA in CH<sub>2</sub>Cl<sub>2</sub>, as the reagent of choice among eight reagents examined), the corresponding methyl ester (X = COOMe) and amide (X = CONHCH<sub>2</sub>C<sub>6</sub>H<sub>4</sub>F = CONH-4-FBn) did not. In other words, a slight increase in the steric hindrance at position 2 hampered the *N*-oxidation. Although we achieved the conversion of

\* Corresponding author. Tel.: +34 93 4021258, fax: +34 93 3397878  
 E-mail address: jvilarrasa@ub.edu



**Scheme 1.** Retrosynthetic analysis of *N*-hydroxypyrimidin-4-ones.

X = CN to X = COOMe with NaOMe in MeOH at 50 °C, the methoxy group could not be replaced by the 4-fluorobenzylamino group (a substitution that was very easy when the *N*-oxide substituent was absent). Moreover, whereas deamination of adenine derivatives (to obtain hypoxanthine derivatives) was quite efficient in our hands, either with adenosine deaminase or via nitrosation, the *N*-oxide derivatives did not react. In short, the route via formation of *N*-oxides is not feasible.

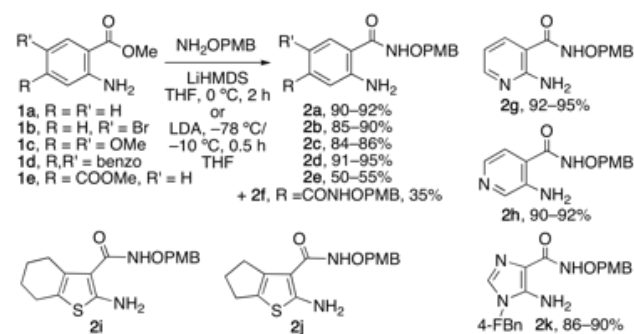
Approach **b** involved a ring opening–ring closing process by using hydroxylamine (or a protected derivative of it, such as NH<sub>2</sub>OBn or NH<sub>2</sub>OTr) to attack the oxazinones of Scheme 1. We prepared the corresponding imidazo-oxazinone<sup>6</sup> by treatment of the *o*-amino carboxylic acid with a large excess of ClCOCOOME and DIPEA in CH<sub>3</sub>CN. Opening with hydroxylamine derivatives gave mixtures coming from the attack of the hydroxylamines at the diverse electrophilic positions. Moreover, heating the open compounds in Ac<sub>2</sub>O gave rise to degradation compounds.

According to disconnection **c**, the hydroxamates (PG = Bn or PG = 4-methoxybenzyl = PMB), prepared from the amino ester, benzylamine or 4-methoxybenzylamine, and LiN(SiMe<sub>3</sub>)<sub>2</sub> (LiHMDS), were heated with dimethyl oxalate and NaOEt,<sup>7</sup> in search of direct cyclisation. Only starting material was recovered. Heating with MeOCO-CONH-4-FBn was also unsuccessful. With ClCOCOOME and DIPEA or in pyridine, mainly the *O*-acylation occurred. On the other hand, with K<sub>2</sub>CO<sub>3</sub> or with DMAP, NHCOCOOME derivatives were obtained, but their cyclisation to *N*-hydroxypyrimidinones under several dehydrating conditions did not take place.

Among all the approaches that we attempted only that one indicated as **d** in Scheme 1 turned out to be productive. Although the reaction of vicinal amino carboxamides with alkyl orthoformates such as CH(OR)<sub>3</sub> is classical<sup>8</sup> and orthoesters such as methyl 2,2,2-trimethoxyacetate<sup>9</sup> have been used with vicinal diamines or aminophenols,<sup>9d,e</sup> there are no reported precedents, according to a SciFinder search, of the reaction of amino hydroxamates with this oxalic acid orthoester. We first examined the conversion of amino ester

**1a** (methyl anthranilate) to benzohydroxamate **2a** (Scheme 2). An excess of a strong base such as LiHMDS was required.<sup>10</sup> With a stronger base such as LDA the reaction was even faster.<sup>10</sup> Without strong base the reaction did not progress, even in refluxing 1,4-dioxane. The more general conditions starting from amino esters **1a–e**, the analogous pyridines **1g** and **1h** and the methyl 5-aminoimidazole-4-carboxylate **1k**<sup>11</sup> are shown in Scheme 2, which gave rise to good-to-excellent yields of hydroxamates of type **2** (in the case of **1e**, a mixture was obtained, but **2e** and **2f** were readily separated by column chromatography). On the other hand, owing to the decomposition of amino esters **1i** and **1j** in strong basic media, we prepared **2i** and **2j** by the standard coupling of the corresponding amino acids with *O*-(4-methoxybenzyl)hydroxylamine (NH<sub>2</sub>OPMB) and 1-ethyl-3-(3-dimethylaminopropyl)carbodiimide (EDC).<sup>12</sup>

We then subjected **2a** and (MeO)<sub>3</sub>CCOOMe excess to an screening of solvents, acid catalysts, temperatures, and reaction times. Most relevant results are shown in Table 1.



**Scheme 2.** Amino hydroxamates **2a–k**.

**Table 1.**  
Survey of cyclisation conditions<sup>a</sup>

Entry	n	Catalyst (mol%)	Solvent	Temp. (°C)	Time (h)	Yield (%)
1	2.5	—	DMF	90	15	≤ 1
2	2.0	TsOH (10) <sup>b</sup>	CH <sub>3</sub> CN	20	4	95
3	2.5	BF <sub>3</sub> ·Et <sub>2</sub> O (10)	CH <sub>3</sub> CN	20	4	97
4	2.5	BF <sub>3</sub> ·Et <sub>2</sub> O (10)	CH <sub>3</sub> CN	80	0.5	96
5	2.5	Sc(OTf) <sub>3</sub> (10) <sup>c</sup>	CH <sub>3</sub> CN	20	4	96
6	2.5	Sc(OTf) <sub>3</sub> (10)	CH <sub>3</sub> CN	80	0.5	95 <sup>d</sup>
7	2.5	TsOH (10)	CH <sub>3</sub> CN	80	0.5	98
8	2.5	TsOH (10)	DMF	90	0.5	98
9	2.5	TsOH (10)	dioxane	90	0.5	97
10	2.5	TsOH (10)	toluene	90	3	97
11	2.5	—	AcOH	90	0.5	98
12	2.0	TsOH (2)	CH <sub>3</sub> CN	80	4	98

<sup>a</sup> From 1 mmol of **2a** in 10 mL of solvent.

<sup>b</sup> TsOH means commercially available 4-toluenesulfonic acid–hydrate.

<sup>c</sup> Scandium trifluoromethanesulfonate of 99% purity. In trials with 1 mol% of TfOH, under the conditions of entry 5, only a conversion of 10% was noted after 72 h. Thus, the activity of Sc(OTf)<sub>3</sub> is not due to the possible content of TfOH as impurity.

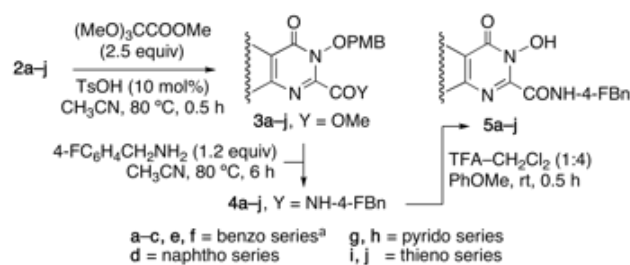
<sup>d</sup> The *O*-PMB bond was cleaved under these conditions: the yield refers to PMB-protected **3a**.

Acid catalysis was required, as expected for an orthoester, to achieve the complete conversion of **2a** to **3a**. Not only TsOH and Lewis acids were active, in several solvents (see entries 2–10 of Table 1), but also weaker acids such as AcOH could be used (entry 11). With 2 mol% of TsOH in refluxing CH<sub>3</sub>CN (entry 12), the cyclisation occurred in 4 h.

This cyclisation or condensation is general, as it could be applied to 2-aminohydroxamates **2b–f**, to aminopyridines **2g** and **2h** and to thiophene derivatives **2i** and **2j**, as indicated in Table 2, with some adaptations. Afterwards, the ester groups of **3a–j** were transformed to carboxamides **4a–j**,<sup>13</sup> which were subjected to the cleavage of the O–PMB bond with TFA, to give the desired cyclic hydroxamic acids, **5a–j**.

Table 2.

From amino esters **2a–j** to quinazolinones **5a–f**, pyridopyrimidinones **5g** and **5h** and thienopyrimidinones **5i** and **5j**<sup>a</sup>



Entry	Step 1	Yield (%)	Step 2	Yield (%) <sup>b</sup>	Step 3	Yield (%)
1	<b>2a</b> to <b>3a</b>	95–98	<b>3a</b> to <b>4a</b>	91	<b>4a</b> to <b>5a</b>	95
2	<b>2b</b> to <b>3b</b>	98	<b>3b</b> to <b>4b</b>	86	<b>4b</b> to <b>5b</b>	92
3	<b>2c</b> to <b>3c</b>	92	<b>3c</b> to <b>4c</b>	87	<b>4c</b> to <b>5c</b>	90
4	<b>2d</b> to <b>3d</b>	85	<b>3d</b> to <b>4d</b>	85	<b>4d</b> to <b>5d</b>	90
5	<b>2e</b> to <b>3e</b>	89	<b>3e</b> to <b>4e</b>	89	<b>4e</b> to <b>5e</b>	95
6	<b>2f</b> to <b>3f</b>	91	<b>3f</b> to <b>4f</b>	93	<b>4f</b> to <b>5f</b> <sup>c</sup>	97
7	<b>2g</b> to <b>3g</b>	90 <sup>d</sup>	<b>3g</b> to <b>4g</b>	85	<b>4g</b> to <b>5g</b>	87
8	<b>2h</b> to <b>3h</b>	85 <sup>e</sup>	<b>3h</b> to <b>4h</b>	85	<b>4h</b> to <b>5h</b>	92
9	<b>2i</b> to <b>3i</b>	92 <sup>f</sup>	<b>3i</b> to <b>4i</b>	70 <sup>g</sup>	<b>4i</b> to <b>5i</b>	90
10	<b>2j</b> to <b>3j</b>	90 <sup>f</sup>	<b>3j</b> to <b>4j</b>	75 <sup>g</sup>	<b>4j</b> to <b>5j</b>	92

<sup>a</sup> See Scheme 2 for the substituents (groups/rings).

<sup>b</sup> Similar results in refluxing THF.

<sup>c</sup> The CONHOPMB group at position 4 of the aromatic ring was also cleaved to CONHOH.

<sup>d</sup> 120 mol% of TsOH·H<sub>2</sub>O was required in this case, owing to the basicity of the 2-aminopyridine moiety. Refluxing AcOH was not sufficient whereas heating at 140 °C (MW) gave rise to degradation. On the other hand, heating overnight with 10 mol % of BF<sub>3</sub> at 80 °C in a closed vial, caused an almost complete disappearance of **2g** (to give in 80% isolated yield the desired **3g**).

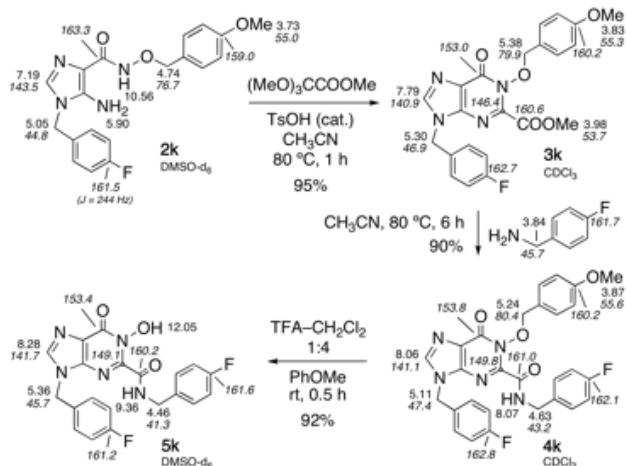
<sup>e</sup> This cyclisation was performed in refluxing AcOH.

<sup>f</sup> For 2 h in refluxing CH<sub>3</sub>CN.

<sup>g</sup> With 220 mol% of 4-FBnNH<sub>2</sub> and dropwise addition of 200 mol% of LDA, in THF at –78 °C, stirring for 4 h. Heating with 4-FBnNH<sub>2</sub> (as in entries 1–8) gave rise to decarboxylation.

Finally, we obtained *N*-hydroxyhypoxanthine **5k**<sup>14</sup> in three high-yielding steps from **2k** as detailed in Scheme 3.

Samples of the molecules thus prepared (**5a**, **5e**, **5f** and **5k**) were tested as inhibitors of the 3'-processing and strand transfer activities of HIV-1 integrase at a single 10 μM concentration, with regard to raltegravir;<sup>15a</sup> unfortunately, no activity was observed. They also appeared to be inactive for concentrations up to 10 μM in an HIV-1 antiviral, single-round-of-infection assay.<sup>15b</sup>



Scheme 3. From **2k** to **5k**. Chemical shifts ( $\delta$ H in regular type,  $\delta$ C in italics). Assignments confirmed by 2D NMR (HSQC).

In summary, we have synthesised new benzo-, pyrido-, thieno- and imidazo-fused *N*-hydroxypyrimidinones (quinazolinone, pyridopyrimidinone, thienopyrimidinone and hypoxanthine ring systems) with carboxyl derivatives at position 2. The optimized sequence involves the reaction of ester groups with NH<sub>2</sub>OPMB and a strong base (LDA or LiHMDS) as well as a crucial acid-catalyzed condensation of these amino hydroxamates with methyl trimethoxyacetate, which has been carefully investigated to provide excellent yields of the cyclic compounds under very mild conditions. Overall, the protocol reported here for the first time for the synthesis of *N*-hydroxypyrimidinones **5a–k** (4 steps, most of them in 85–98% yields, up to 76% overall yield) appears to be of wide scope. In short, in the unsuccessful search for new antiviral drugs we have developed the best procedure to date for reaching hitherto unknown pyrimidinone-2-carboxylic acid derivatives, which may enjoy other applications.<sup>16</sup>

## Acknowledgments

This study was started with funds from the FP6 of the European Union Commission, within the TRIoH project (LSHB-CT-2003-503480, 2004–2007), which included a studentship to L.B. during this period, and from a Spanish Government grant SAF2005-24643-E (2006 and 2007). During 2008 and part of 2009, L.B. enjoyed a fellowship from the Fundació Bosch Gimpera. X.J.N. is a fellow of East China Normal University (ECNU, Shanghai). Related preliminary experiments on the formation of *N*-oxides by I. Cialicu and M. Rosa, as DEA students (Universitat de Barcelona), are also acknowledged.

## References and notes

- Raltegravir is commercialised as its potassium salt due to its better pharmacokinetic profile. See: (a) Summa, V.; Petrocchi, A.; Bonelli, F.; Crescenzi, B.; Donghi, M.; Ferrara, M.; Fiore, F.; Gardelli, C.; Gonzalez Paz, O.; Hazuda, D. J.; Jones, P.; Kinzel, O.; Laufer, R.; Montegudo, E.; Muraglia, E.; Nizi, E.; Orvieto,



## Graphical abstract

Synthesis of benzo-, pyrido-, thieno- and imidazo-fused *N*-hydroxy-4-oxopyrimidine-2-carboxylic acid derivatives

pp xxxx–xxxx

Lluís Bosch, Jean-François Mouscadet, Xio-Ju Ni, Jaume Vilarrasa \*

