



Search for CP violation in the decay $D^+ \rightarrow \pi^- \pi^+ \pi^+$

The LHCb collaboration[†]

Abstract

A search for CP violation in the phase space of the decay $D^+ \rightarrow \pi^- \pi^+ \pi^+$ is reported using pp collision data, corresponding to an integrated luminosity of 1.0 fb^{-1} , collected by the LHCb experiment at a centre-of-mass energy of 7 TeV. The Dalitz plot distributions for 3.1×10^6 D^+ and D^- candidates are compared with binned and unbinned model-independent techniques. No evidence for CP violation is found.

Submitted to Phys. Lett. B

© CERN on behalf of the LHCb collaboration, license CC-BY-3.0.

[†]Authors are listed on the following pages.

LHCb collaboration

R. Aaij⁴⁰, B. Adeva³⁶, M. Adinolfi⁴⁵, C. Adrover⁶, A. Affolder⁵¹, Z. Ajaltouni⁵, J. Albrecht⁹, F. Alessio³⁷, M. Alexander⁵⁰, S. Ali⁴⁰, G. Alkhazov²⁹, P. Alvarez Cartelle³⁶, A.A. Alves Jr²⁴, S. Amato², S. Amerio²¹, Y. Amhis⁷, L. Anderlini^{17,f}, J. Anderson³⁹, R. Andreassen⁵⁶, M. Andreotti^{16,e}, J.E. Andrews⁵⁷, R.B. Appleby⁵³, O. Aquines Gutierrez¹⁰, F. Archilli¹⁸, A. Artamonov³⁴, M. Artuso⁵⁸, E. Aslanides⁶, G. Auriemma^{24,m}, M. Baalouch⁵, S. Bachmann¹¹, J.J. Back⁴⁷, A. Badalov³⁵, C. Baesso⁵⁹, V. Balagura³⁰, W. Baldini¹⁶, R.J. Barlow⁵³, C. Barschel³⁷, S. Barsuk⁷, W. Barter⁴⁶, V. Batozskaya²⁷, Th. Bauer⁴⁰, A. Bay³⁸, J. Beddow⁵⁰, F. Bedeschi²², I. Bediaga¹, S. Belogurov³⁰, K. Belous³⁴, I. Belyaev³⁰, E. Ben-Haim⁸, G. Bencivenni¹⁸, S. Benson⁴⁹, J. Benton⁴⁵, A. Berezhnoy³¹, R. Bernet³⁹, M.-O. Bettler⁴⁶, M. van Beuzekom⁴⁰, A. Bien¹¹, S. Bifani⁴⁴, T. Bird⁵³, A. Bizzeti^{17,h}, P.M. Bjørnstad⁵³, T. Blake⁴⁷, F. Blanc³⁸, J. Blouw¹⁰, S. Blusk⁵⁸, V. Bocci²⁴, A. Bondar³³, N. Bondar²⁹, W. Bonivento¹⁵, S. Borghi⁵³, A. Borgia⁵⁸, T.J.V. Bowcock⁵¹, E. Bowen³⁹, C. Bozzi¹⁶, T. Brambach⁹, J. van den Brand⁴¹, J. Bressieux³⁸, D. Brett⁵³, M. Britsch¹⁰, T. Britton⁵⁸, N.H. Brook⁴⁵, H. Brown⁵¹, A. Bursche³⁹, G. Busetto^{21,q}, J. Buytaert³⁷, S. Cadeddu¹⁵, R. Calabrese^{16,e}, O. Callot⁷, M. Calvi^{20,j}, M. Calvo Gomez^{35,n}, A. Camboni³⁵, P. Campana^{18,37}, D. Campora Perez³⁷, A. Carbone^{14,c}, G. Carboni^{23,k}, R. Cardinale^{19,i}, A. Cardini¹⁵, H. Carranza-Mejia⁴⁹, L. Carson⁵², K. Carvalho Akiba², G. Casse⁵¹, L. Castillo Garcia³⁷, M. Cattaneo³⁷, Ch. Cauet⁹, R. Cenci⁵⁷, M. Charles⁸, Ph. Charpentier³⁷, S.-F. Cheung⁵⁴, N. Chiapolini³⁹, M. Chrzaszcz^{39,25}, K. Ciba³⁷, X. Cid Vidal³⁷, G. Ciezarek⁵², P.E.L. Clarke⁴⁹, M. Clemencic³⁷, H.V. Cliff⁴⁶, J. Closier³⁷, C. Coca²⁸, V. Coco⁴⁰, J. Cogan⁶, E. Cogneras⁵, P. Collins³⁷, A. Comerma-Montells³⁵, A. Contu^{15,37}, A. Cook⁴⁵, M. Coombes⁴⁵, S. Coquereau⁸, G. Corti³⁷, B. Couturier³⁷, G.A. Cowan⁴⁹, D.C. Craik⁴⁷, M. Cruz Torres⁵⁹, S. Cunliffe⁵², R. Currie⁴⁹, C. D'Ambrosio³⁷, J. Dalseno⁴⁵, P. David⁸, P.N.Y. David⁴⁰, A. Davis⁵⁶, I. De Bonis⁴, K. De Bruyn⁴⁰, S. De Capua⁵³, M. De Cian¹¹, J.M. De Miranda¹, L. De Paula², W. De Silva⁵⁶, P. De Simone¹⁸, D. Decamp⁴, M. Deckenhoff⁹, L. Del Buono⁸, N. Déleage⁴, D. Derkach⁵⁴, O. Deschamps⁵, F. Dettori⁴¹, A. Di Canto¹¹, H. Dijkstra³⁷, M. Dogaru²⁸, S. Donleavy⁵¹, F. Dordei¹¹, A. Dosil Suárez³⁶, D. Dossett⁴⁷, A. Dovbnya⁴², F. Dupertuis³⁸, P. Durante³⁷, R. Dzhelyadin³⁴, A. Dziurda²⁵, A. Dzyuba²⁹, S. Easo⁴⁸, U. Egede⁵², V. Egorychev³⁰, S. Eidelman³³, D. van Eijk⁴⁰, S. Eisenhardt⁴⁹, U. Eitschberger⁹, R. Ekelhof⁹, L. Eklund^{50,37}, I. El Rifai⁵, Ch. Elsasser³⁹, A. Falabella^{14,e}, C. Färber¹¹, C. Farinelli⁴⁰, S. Farry⁵¹, D. Ferguson⁴⁹, V. Fernandez Albor³⁶, F. Ferreira Rodrigues¹, M. Ferro-Luzzi³⁷, S. Filippov³², M. Fiore^{16,e}, M. Fiorini^{16,e}, C. Fitzpatrick³⁷, M. Fontana¹⁰, F. Fontanelli^{19,i}, R. Forty³⁷, O. Francisco², M. Frank³⁷, C. Frei³⁷, M. Frosini^{17,37,f}, E. Furfaro^{23,k}, A. Gallas Torreira³⁶, D. Galli^{14,c}, M. Gandelman², P. Gandini⁵⁸, Y. Gao³, J. Garofoli⁵⁸, P. Garosi⁵³, J. Garra Tico⁴⁶, L. Garrido³⁵, C. Gaspar³⁷, R. Gauld⁵⁴, E. Gersabeck¹¹, M. Gersabeck⁵³, T. Gershon⁴⁷, Ph. Ghez⁴, V. Gibson⁴⁶, L. Giubega²⁸, V.V. Gligorov³⁷, C. Göbel⁵⁹, D. Golubkov³⁰, A. Golutvin^{52,30,37}, A. Gomes², P. Gorbounov^{30,37}, H. Gordon³⁷, M. Grabalosa Gándara⁵, R. Graciani Diaz³⁵, L.A. Granado Cardoso³⁷, E. Graugés³⁵, G. Graziani¹⁷, A. Grecu²⁸, E. Greening⁵⁴, S. Gregson⁴⁶, P. Griffith⁴⁴, L. Grillo¹¹, O. Grünberg⁶⁰, B. Gui⁵⁸, E. Gushchin³², Yu. Guz^{34,37}, T. Gys³⁷, C. Hadjivasiliou⁵⁸, G. Haefeli³⁸, C. Haen³⁷, T.W. Hafkenscheid⁶¹, S.C. Haines⁴⁶, S. Hall⁵², B. Hamilton⁵⁷, T. Hampson⁴⁵, S. Hansmann-Menzemer¹¹, N. Harnew⁵⁴, S.T. Harnew⁴⁵, J. Harrison⁵³, T. Hartmann⁶⁰, J. He³⁷, T. Head³⁷, V. Heijne⁴⁰, K. Hennessy⁵¹, P. Henrard⁵, J.A. Hernando Morata³⁶, E. van Herwijnen³⁷, M. Heß⁶⁰, A. Hicheur¹, E. Hicks⁵¹, D. Hill⁵⁴, M. Hoballah⁵, C. Hombach⁵³, W. Hulsbergen⁴⁰, P. Hunt⁵⁴, T. Huse⁵¹, N. Hussain⁵⁴,

D. Hutchcroft⁵¹, D. Hynds⁵⁰, V. Iakovenko⁴³, M. Idzik²⁶, P. Ilten¹², R. Jacobsson³⁷, A. Jaeger¹¹,
 E. Jans⁴⁰, P. Jaton³⁸, A. Jawahery⁵⁷, F. Jing³, M. John⁵⁴, D. Johnson⁵⁴, C.R. Jones⁴⁶,
 C. Joram³⁷, B. Jost³⁷, M. Kaballo⁹, S. Kandybei⁴², W. Kanso⁶, M. Karacson³⁷, T.M. Karbach³⁷,
 I.R. Kenyon⁴⁴, T. Ketel⁴¹, B. Khanji²⁰, O. Kochebina⁷, I. Komarov³⁸, R.F. Koopman⁴¹,
 P. Koppenburg⁴⁰, M. Korolev³¹, A. Kozlinskiy⁴⁰, L. Kravchuk³², K. Kreplin¹¹, M. Kreps⁴⁷,
 G. Krocker¹¹, P. Krokovny³³, F. Kruse⁹, M. Kucharczyk^{20,25,37,j}, V. Kudryavtsev³³, K. Kurek²⁷,
 T. Kvaratskheliya^{30,37}, V.N. La Thi³⁸, D. Lacarrere³⁷, G. Lafferty⁵³, A. Lai¹⁵, D. Lambert⁴⁹,
 R.W. Lambert⁴¹, E. Lanciotti³⁷, G. Lanfranchi¹⁸, C. Langenbruch³⁷, T. Latham⁴⁷,
 C. Lazzeroni⁴⁴, R. Le Gac⁶, J. van Leerdam⁴⁰, J.-P. Lees⁴, R. Lefèvre⁵, A. Leflat³¹,
 J. Lefrançois⁷, S. Leo²², O. Leroy⁶, T. Lesiak²⁵, B. Leverington¹¹, Y. Li³, L. Li Gioi⁵, M. Liles⁵¹,
 R. Lindner³⁷, C. Linn¹¹, B. Liu³, G. Liu³⁷, S. Lohn³⁷, I. Longstaff⁵⁰, J.H. Lopes²,
 N. Lopez-March³⁸, H. Lu³, D. Lucchesi^{21,q}, J. Luisier³⁸, H. Luo⁴⁹, E. Luppi^{16,e}, O. Lupton⁵⁴,
 F. Machefert⁷, I.V. Machikhiliyan³⁰, F. Maciuc²⁸, O. Maev^{29,37}, S. Malde⁵⁴, G. Manca^{15,d},
 G. Mancinelli⁶, J. Maratas⁵, U. Marconi¹⁴, P. Marino^{22,s}, R. Märki³⁸, J. Marks¹¹,
 G. Martellotti²⁴, A. Martens⁸, A. Martín Sánchez⁷, M. Martinelli⁴⁰, D. Martinez Santos^{41,37},
 D. Martins Tostes², A. Martynov³¹, A. Massafferri¹, R. Matev³⁷, Z. Mathe³⁷, C. Matteuzzi²⁰,
 E. Maurice⁶, A. Mazurov^{16,37,e}, M. McCann⁵², J. McCarthy⁴⁴, A. McNab⁵³, R. McNulty¹²,
 B. McSkelly⁵¹, B. Meadows^{56,54}, F. Meier⁹, M. Meissner¹¹, M. Merk⁴⁰, D.A. Milanes⁸,
 M.-N. Minard⁴, J. Molina Rodriguez⁵⁹, S. Monteil⁵, D. Moran⁵³, P. Morawski²⁵, A. Mordà⁶,
 M.J. Morello^{22,s}, R. Mountain⁵⁸, I. Mous⁴⁰, F. Muheim⁴⁹, K. Müller³⁹, R. Muresan²⁸,
 B. Muryn²⁶, B. Muster³⁸, P. Naik⁴⁵, T. Nakada³⁸, R. Nandakumar⁴⁸, I. Nasteva¹,
 M. Needham⁴⁹, S. Neubert³⁷, N. Neufeld³⁷, A.D. Nguyen³⁸, T.D. Nguyen³⁸, C. Nguyen-Mau^{38,o},
 M. Nicol⁷, V. Niess⁵, R. Niet⁹, N. Nikitin³¹, T. Nikodem¹¹, A. Nomerotski⁵⁴, A. Novoselov³⁴,
 A. Oblakowska-Mucha²⁶, V. Obraztsov³⁴, S. Oggero⁴⁰, S. Ogilvy⁵⁰, O. Okhrimenko⁴³,
 R. Oldeman^{15,d}, G. Onderwater⁶¹, M. Orlandea²⁸, J.M. Otalora Goicochea², P. Owen⁵²,
 A. Oyanguren³⁵, B.K. Pal⁵⁸, A. Palano^{13,b}, M. Palutan¹⁸, J. Panman³⁷, A. Papanestis⁴⁸,
 M. Pappagallo⁵⁰, C. Parkes⁵³, C.J. Parkinson⁵², G. Passaleva¹⁷, G.D. Patel⁵¹, M. Patel⁵²,
 C. Patrignani^{19,i}, C. Pavel-Nicorescu²⁸, A. Pazos Alvarez³⁶, A. Pearce⁵³, A. Pellegrino⁴⁰,
 G. Penso^{24,l}, M. Pepe Altarelli³⁷, S. Perazzini^{14,c}, E. Perez Trigo³⁶, A. Pérez-Calero Yzquierdo³⁵,
 P. Perret⁵, M. Perrin-Terrin⁶, L. Pescatore⁴⁴, E. Pesen⁶², G. Pessina²⁰, K. Petridis⁵²,
 A. Petrolini^{19,i}, E. Picatoste Olloqui³⁵, B. Pietrzyk⁴, T. Pilar⁴⁷, D. Pinci²⁴, S. Playfer⁴⁹,
 M. Plo Casasus³⁶, F. Polci⁸, G. Polok²⁵, A. Poluektov^{47,33}, E. Polcarpo², A. Popov³⁴,
 D. Popov¹⁰, B. Popovici²⁸, C. Potterat³⁵, A. Powell⁵⁴, J. Prisciandaro³⁸, A. Pritchard⁵¹,
 C. Prouve⁷, V. Pugatch⁴³, A. Puig Navarro³⁸, G. Punzi^{22,r}, W. Qian⁴, B. Rachwal²⁵,
 J.H. Rademacker⁴⁵, B. Rakotomiamanana³⁸, M.S. Rangel², I. Raniuk⁴², N. Rauschmayr³⁷,
 G. Raven⁴¹, S. Redford⁵⁴, S. Reichert⁵³, M.M. Reid⁴⁷, A.C. dos Reis¹, S. Ricciardi⁴⁸,
 A. Richards⁵², K. Rinnert⁵¹, V. Rives Molina³⁵, D.A. Roa Romero⁵, P. Robbe⁷, D.A. Roberts⁵⁷,
 A.B. Rodrigues¹, E. Rodrigues⁵³, P. Rodriguez Perez³⁶, S. Roiser³⁷, V. Romanovsky³⁴,
 A. Romero Vidal³⁶, M. Rotondo²¹, J. Rouvinet³⁸, T. Ruf³⁷, F. Ruffini²², H. Ruiz³⁵,
 P. Ruiz Valls³⁵, G. Sabatino^{24,k}, J.J. Saborido Silva³⁶, N. Sagidova²⁹, P. Sail⁵⁰, B. Saitta^{15,d},
 V. Salustino Guimaraes², B. Sanmartin Sedes³⁶, R. Santacesaria²⁴, C. Santamarina Rios³⁶,
 E. Santovetti^{23,k}, M. Sapunov⁶, A. Sarti¹⁸, C. Satriano^{24,m}, A. Satta²³, M. Savrie^{16,e},
 D. Savrina^{30,31}, M. Schiller⁴¹, H. Schindler³⁷, M. Schlupp⁹, M. Schmelling¹⁰, B. Schmidt³⁷,
 O. Schneider³⁸, A. Schopper³⁷, M.-H. Schune⁷, R. Schwemmer³⁷, B. Sciascia¹⁸, A. Sciubba²⁴,
 M. Seco³⁶, A. Semennikov³⁰, K. Senderowska²⁶, I. Sepp⁵², N. Serra³⁹, J. Serrano⁶, P. Seyfert¹¹,
 M. Shapkin³⁴, I. Shapoval^{16,42,e}, Y. Shcheglov²⁹, T. Shears⁵¹, L. Shekhtman³³, O. Shevchenko⁴²,

V. Shevchenko³⁰, A. Shires⁹, R. Silva Coutinho⁴⁷, M. Sirendi⁴⁶, N. Skidmore⁴⁵, T. Skwarnicki⁵⁸, N.A. Smith⁵¹, E. Smith^{54,48}, E. Smith⁵², J. Smith⁴⁶, M. Smith⁵³, M.D. Sokoloff⁵⁶, F.J.P. Soler⁵⁰, F. Soomro³⁸, D. Souza⁴⁵, B. Souza De Paula², B. Spaan⁹, A. Sparkes⁴⁹, P. Spradlin⁵⁰, F. Stagni³⁷, S. Stahl¹¹, O. Steinkamp³⁹, S. Stevenson⁵⁴, S. Stoica²⁸, S. Stone⁵⁸, B. Storaci³⁹, S. Stracka^{22,37}, M. Straticiuc²⁸, U. Straumann³⁹, V.K. Subbiah³⁷, L. Sun⁵⁶, W. Sutcliffe⁵², S. Swientek⁹, V. Syropoulos⁴¹, M. Szczekowski²⁷, P. Szczypka^{38,37}, D. Szilard², T. Szumlak²⁶, S. T’Jampens⁴, M. Teklishyn⁷, G. Tellarini^{16,e}, E. Teodorescu²⁸, F. Teubert³⁷, C. Thomas⁵⁴, E. Thomas³⁷, J. van Tilburg¹¹, V. Tisserand⁴, M. Tobin³⁸, S. Tolk⁴¹, L. Tomassetti^{16,e}, D. Tonelli³⁷, S. Topp-Joergensen⁵⁴, N. Torr⁵⁴, E. Tournefier^{4,52}, S. Tourneur³⁸, M.T. Tran³⁸, M. Tresch³⁹, A. Tsaregorodtsev⁶, P. Tsopelas⁴⁰, N. Tuning^{40,37}, M. Ubeda Garcia³⁷, A. Ukleja²⁷, A. Ustyuzhanin^{52,p}, U. Uwer¹¹, V. Vagnoni¹⁴, G. Valenti¹⁴, A. Vallier⁷, R. Vazquez Gomez¹⁸, P. Vazquez Regueiro³⁶, C. Vázquez Sierra³⁶, S. Vecchi¹⁶, J.J. Velthuis⁴⁵, M. Veltri^{17,g}, G. Veneziano³⁸, M. Vesterinen³⁷, B. Viaud⁷, D. Vieira², X. Vilasis-Cardona^{35,n}, A. Vollhardt³⁹, D. Volyansky¹⁰, D. Voong⁴⁵, A. Vorobyev²⁹, V. Vorobyev³³, C. Voß⁶⁰, H. Voss¹⁰, R. Waldi⁶⁰, C. Wallace⁴⁷, R. Wallace¹², S. Wandernoth¹¹, J. Wang⁵⁸, D.R. Ward⁴⁶, N.K. Watson⁴⁴, A.D. Webber⁵³, D. Websdale⁵², M. Whitehead⁴⁷, J. Wicht³⁷, J. Wiechczynski²⁵, D. Wiedner¹¹, L. Wiggers⁴⁰, G. Wilkinson⁵⁴, M.P. Williams^{47,48}, M. Williams⁵⁵, F.F. Wilson⁴⁸, J. Wimberley⁵⁷, J. Wishahi⁹, W. Wislicki²⁷, M. Witek²⁵, G. Wormser⁷, S.A. Wotton⁴⁶, S. Wright⁴⁶, S. Wu³, K. Wyllie³⁷, Y. Xie^{49,37}, Z. Xing⁵⁸, Z. Yang³, X. Yuan³, O. Yushchenko³⁴, M. Zangoli¹⁴, M. Zavertyaev^{10,a}, F. Zhang³, L. Zhang⁵⁸, W.C. Zhang¹², Y. Zhang³, A. Zhelezov¹¹, A. Zhokhov³⁰, L. Zhong³, A. Zvyagin³⁷.

¹ *Centro Brasileiro de Pesquisas Físicas (CBPF), Rio de Janeiro, Brazil*

² *Universidade Federal do Rio de Janeiro (UFRJ), Rio de Janeiro, Brazil*

³ *Center for High Energy Physics, Tsinghua University, Beijing, China*

⁴ *LAPP, Université de Savoie, CNRS/IN2P3, Annecy-Le-Vieux, France*

⁵ *Clermont Université, Université Blaise Pascal, CNRS/IN2P3, LPC, Clermont-Ferrand, France*

⁶ *CPPM, Aix-Marseille Université, CNRS/IN2P3, Marseille, France*

⁷ *LAL, Université Paris-Sud, CNRS/IN2P3, Orsay, France*

⁸ *LPNHE, Université Pierre et Marie Curie, Université Paris Diderot, CNRS/IN2P3, Paris, France*

⁹ *Fakultät Physik, Technische Universität Dortmund, Dortmund, Germany*

¹⁰ *Max-Planck-Institut für Kernphysik (MPIK), Heidelberg, Germany*

¹¹ *Physikalisches Institut, Ruprecht-Karls-Universität Heidelberg, Heidelberg, Germany*

¹² *School of Physics, University College Dublin, Dublin, Ireland*

¹³ *Sezione INFN di Bari, Bari, Italy*

¹⁴ *Sezione INFN di Bologna, Bologna, Italy*

¹⁵ *Sezione INFN di Cagliari, Cagliari, Italy*

¹⁶ *Sezione INFN di Ferrara, Ferrara, Italy*

¹⁷ *Sezione INFN di Firenze, Firenze, Italy*

¹⁸ *Laboratori Nazionali dell’INFN di Frascati, Frascati, Italy*

¹⁹ *Sezione INFN di Genova, Genova, Italy*

²⁰ *Sezione INFN di Milano Bicocca, Milano, Italy*

²¹ *Sezione INFN di Padova, Padova, Italy*

²² *Sezione INFN di Pisa, Pisa, Italy*

²³ *Sezione INFN di Roma Tor Vergata, Roma, Italy*

²⁴ *Sezione INFN di Roma La Sapienza, Roma, Italy*

²⁵ *Henryk Niewodniczanski Institute of Nuclear Physics Polish Academy of Sciences, Kraków, Poland*

²⁶ *AGH - University of Science and Technology, Faculty of Physics and Applied Computer Science, Kraków, Poland*

- ²⁷ *National Center for Nuclear Research (NCBJ), Warsaw, Poland*
- ²⁸ *Horia Hulubei National Institute of Physics and Nuclear Engineering, Bucharest-Magurele, Romania*
- ²⁹ *Petersburg Nuclear Physics Institute (PNPI), Gatchina, Russia*
- ³⁰ *Institute of Theoretical and Experimental Physics (ITEP), Moscow, Russia*
- ³¹ *Institute of Nuclear Physics, Moscow State University (SINP MSU), Moscow, Russia*
- ³² *Institute for Nuclear Research of the Russian Academy of Sciences (INR RAN), Moscow, Russia*
- ³³ *Budker Institute of Nuclear Physics (SB RAS) and Novosibirsk State University, Novosibirsk, Russia*
- ³⁴ *Institute for High Energy Physics (IHEP), Protvino, Russia*
- ³⁵ *Universitat de Barcelona, Barcelona, Spain*
- ³⁶ *Universidad de Santiago de Compostela, Santiago de Compostela, Spain*
- ³⁷ *European Organization for Nuclear Research (CERN), Geneva, Switzerland*
- ³⁸ *Ecole Polytechnique Fédérale de Lausanne (EPFL), Lausanne, Switzerland*
- ³⁹ *Physik-Institut, Universität Zürich, Zürich, Switzerland*
- ⁴⁰ *Nikhef National Institute for Subatomic Physics, Amsterdam, The Netherlands*
- ⁴¹ *Nikhef National Institute for Subatomic Physics and VU University Amsterdam, Amsterdam, The Netherlands*
- ⁴² *NSC Kharkiv Institute of Physics and Technology (NSC KIPT), Kharkiv, Ukraine*
- ⁴³ *Institute for Nuclear Research of the National Academy of Sciences (KINR), Kyiv, Ukraine*
- ⁴⁴ *University of Birmingham, Birmingham, United Kingdom*
- ⁴⁵ *H.H. Wills Physics Laboratory, University of Bristol, Bristol, United Kingdom*
- ⁴⁶ *Cavendish Laboratory, University of Cambridge, Cambridge, United Kingdom*
- ⁴⁷ *Department of Physics, University of Warwick, Coventry, United Kingdom*
- ⁴⁸ *STFC Rutherford Appleton Laboratory, Didcot, United Kingdom*
- ⁴⁹ *School of Physics and Astronomy, University of Edinburgh, Edinburgh, United Kingdom*
- ⁵⁰ *School of Physics and Astronomy, University of Glasgow, Glasgow, United Kingdom*
- ⁵¹ *Oliver Lodge Laboratory, University of Liverpool, Liverpool, United Kingdom*
- ⁵² *Imperial College London, London, United Kingdom*
- ⁵³ *School of Physics and Astronomy, University of Manchester, Manchester, United Kingdom*
- ⁵⁴ *Department of Physics, University of Oxford, Oxford, United Kingdom*
- ⁵⁵ *Massachusetts Institute of Technology, Cambridge, MA, United States*
- ⁵⁶ *University of Cincinnati, Cincinnati, OH, United States*
- ⁵⁷ *University of Maryland, College Park, MD, United States*
- ⁵⁸ *Syracuse University, Syracuse, NY, United States*
- ⁵⁹ *Pontifícia Universidade Católica do Rio de Janeiro (PUC-Rio), Rio de Janeiro, Brazil, associated to ²*
- ⁶⁰ *Institut für Physik, Universität Rostock, Rostock, Germany, associated to ¹¹*
- ⁶¹ *KVI-University of Groningen, Groningen, The Netherlands, associated to ⁴⁰*
- ⁶² *Celal Bayar University, Manisa, Turkey, associated to ³⁷*

^a *P.N. Lebedev Physical Institute, Russian Academy of Science (LPI RAS), Moscow, Russia*

^b *Università di Bari, Bari, Italy*

^c *Università di Bologna, Bologna, Italy*

^d *Università di Cagliari, Cagliari, Italy*

^e *Università di Ferrara, Ferrara, Italy*

^f *Università di Firenze, Firenze, Italy*

^g *Università di Urbino, Urbino, Italy*

^h *Università di Modena e Reggio Emilia, Modena, Italy*

ⁱ *Università di Genova, Genova, Italy*

^j *Università di Milano Bicocca, Milano, Italy*

^k *Università di Roma Tor Vergata, Roma, Italy*

^l *Università di Roma La Sapienza, Roma, Italy*

^m *Università della Basilicata, Potenza, Italy*

ⁿ *LIFAEELS, La Salle, Universitat Ramon Llull, Barcelona, Spain*

^o*Hanoi University of Science, Hanoi, Viet Nam*

^p*Institute of Physics and Technology, Moscow, Russia*

^q*Università di Padova, Padova, Italy*

^r*Università di Pisa, Pisa, Italy*

^s*Scuola Normale Superiore, Pisa, Italy*

1 Introduction

In the Standard Model (SM) charge-parity (CP) violation in the charm sector is expected to be small. Quantitative predictions of CP asymmetries are difficult, since the computation of strong-interaction effects in the non-perturbative regime is involved. In spite of this, it was commonly assumed that the observation of asymmetries of the order of 1% in charm decays would be an indication of new sources of CP violation (CPV). Recent studies, however, suggest that CP asymmetries of this magnitude could still be accommodated within the SM [1–4].

Experimentally, the sensitivity for CPV searches has substantially increased over the past few years. Especially with the advent of the large LHCb data set, CP asymmetries at the $\mathcal{O}(10^{-2})$ level are disfavoured [5–9]. With uncertainties approaching $\mathcal{O}(10^{-3})$, the current CPV searches start to probe the regime of the SM expectations.

The most simple and direct technique for CPV searches is the computation of an asymmetry between the particle and anti-particle time-integrated decay rates. A single number, however, may not be sufficient for a comprehension of the nature of the CP violating asymmetry. In this context, three- and four-body decays benefit from rich resonance structures with interfering amplitudes modulated by strong-phase variations across the phase space. Searches for localised asymmetries can bring complementary information on the nature of the CPV .

In this Letter, a search for CP violation in the Cabibbo-suppressed decay $D^+ \rightarrow \pi^- \pi^+ \pi^+$ is reported.¹ The investigation is performed across the Dalitz plot using two model-independent techniques, a binned search as employed in previous LHCb analyses [10, 11] and an unbinned search based on the nearest-neighbour method [12, 13]. Possible localised charge asymmetries arising from production or detector effects are investigated using the decay $D_s^+ \rightarrow \pi^- \pi^+ \pi^+$, which has the same final state particles as the signal mode, as a control channel. Since it is a Cabibbo-favoured decay, with negligible loop (penguin) contributions, CP violation is not expected at any significant level.

2 LHCb detector and data set

The LHCb detector [14] is a single-arm forward spectrometer covering the pseudorapidity range $2 < \eta < 5$, designed for the study of particles containing b or c quarks. The detector includes a high-precision tracking system consisting of a silicon-strip vertex detector surrounding the pp interaction region, a large-area silicon-strip detector located upstream of a dipole magnet with a bending power of about 4 Tm, and three stations of silicon-strip detectors and straw drift tubes placed downstream. The combined tracking system provides a momentum measurement with relative uncertainty that varies from 0.4% at 5 GeV/ c to 0.6% at 100 GeV/ c , and impact parameter (IP) resolution of 20 μm for tracks with high transverse momentum, p_T . Charged hadrons are identified using two ring-imaging Cherenkov (RICH) detectors [15]. Photon, electron and hadron candidates are

¹Unless stated explicitly, the inclusion of charge conjugate states is implied.

identified by a calorimeter system consisting of scintillating-pad and preshower detectors, an electromagnetic calorimeter and a hadronic calorimeter. Muons are identified by a system composed of alternating layers of iron and multiwire proportional chambers [16]. The trigger [17] consists of a hardware stage, based on information from the calorimeter and muon systems, followed by a software stage, which applies full event reconstruction. At the hardware trigger stage, events are required to have muons with high transverse momentum or hadrons, photons or electrons with high transverse energy deposit in the calorimeters. For hadrons, the transverse energy threshold is $3.5 \text{ GeV}/c^2$.

The software trigger requires at least one good quality track from the signal decay with high p_T and high χ_{IP}^2 , defined as the difference in χ^2 of the primary vertex (PV) reconstructed with and without this particle. A secondary vertex is formed by three tracks with good quality, each not pointing to any PV, and with requirements on p_T , momentum p , scalar sum of p_T of the tracks, and a significant displacement from any PV.

The data sample used in this analysis corresponds to an integrated luminosity of 1.0 fb^{-1} of pp collisions at a centre-of-mass energy of 7 TeV collected by the LHCb experiment in 2011. The magnetic field polarity is reversed regularly during the data taking in order to minimise effects of charged particle and antiparticle detection asymmetries. Approximately half of the data are collected with each polarity, hereafter referred to as “magnet up” and “magnet down” data.

3 Event selection

To reduce the combinatorial background, requirements on the quality of the reconstructed tracks, their χ_{IP}^2 , p_T , and scalar p_T sum are applied. Additional requirements are made on the secondary vertex fit quality, the minimum significance of the displacement from the secondary to any primary vertex in the event, and the χ_{IP}^2 of the $D_{(s)}^+$ candidate. This also reduces the contribution of secondary D mesons from b -hadron decays to 1–2%, avoiding the introduction of new sources of asymmetries. The final-state particles are required to satisfy particle identification (PID) criteria based on the RICH detectors.

After these requirements, there is still a significant background contribution, which could introduce charge asymmetries across the Dalitz plot. This includes semileptonic decays like $D^+ \rightarrow K^- \pi^+ \mu^+ \nu$ and $D^+ \rightarrow \pi^- \pi^+ \mu^+ \nu$; three-body decays, such as $D^+ \rightarrow K^- \pi^+ \pi^+$; prompt two-body D^0 decays forming a three-prong vertex with a random pion; and D^0 decays from the D^{*+} chain, such as $D^{*+} \rightarrow D^0(K^- \pi^+, \pi^- \pi^+, K^- \pi^+ \pi^0) \pi^+$. The contribution from $D^+ \rightarrow K^- \pi^+ \pi^+$ and prompt D^0 decays that involve the misidentification of the kaon as a pion is reduced to a negligible level with a more stringent PID requirement on the π^- candidate. The remaining background from semileptonic decays is controlled by applying a muon veto to all three tracks, using information from the muon system [18]. The contribution from the D^{*+} decay chain is reduced to a negligible level with a requirement on χ_{IP}^2 of the π^+ candidate with lowest p_T .

Fits to the invariant mass distribution $M(\pi^- \pi^+ \pi^+)$ are performed for the D^+ and D_s^+ candidates satisfying the above selection criteria and within the range $1810 <$

$M(\pi^-\pi^+\pi^+) < 1930 \text{ MeV}/c^2$ and $1910 < M(\pi^-\pi^+\pi^+) < 2030 \text{ MeV}/c^2$, respectively. The signal is described by a sum of two Gaussian functions and the background is represented by a third-order polynomial. The data sample is separated according to magnet polarity and candidate momentum ($p_{D_{(s)}^+} < 50 \text{ GeV}/c$, $50 < p_{D_{(s)}^+} < 100 \text{ GeV}/c$, and $p_{D_{(s)}^+} > 100 \text{ GeV}/c$), to take into account the dependence of the mass resolution on the momentum. The parameters are determined by simultaneous fits to these $D_{(s)}^+$ and $D_{(s)}^-$ subsamples.

The D^+ and D_s^+ invariant mass distributions and fit results for the momentum range $50 < p_{D_{(s)}^+} < 100 \text{ GeV}/c$ are shown in Fig. 1 for magnet up data. The total yields after summing over all fits are $(2678 \pm 7) \times 10^3$ $D^+ \rightarrow \pi^-\pi^+\pi^+$ and $(2704 \pm 8) \times 10^3$ $D_s^+ \rightarrow \pi^-\pi^+\pi^+$ decays. The final samples used for the CPV search consist of all candidates with $M(\pi^-\pi^+\pi^+)$ within $\pm 2\tilde{\sigma}$ around $\tilde{m}_{D_{(s)}^+}$, where $\tilde{\sigma}$ and $\tilde{m}_{D_{(s)}^+}$ are the weighted average of the two fitted Gaussian widths and mean values. The values of $\tilde{\sigma}$ range from 8 to 12 MeV/c^2 , depending on the momentum region. For the signal sample there are 3114×10^3 candidates, including background, while for the control mode there are 2938×10^3 candidates with purities of 82% and 87%, respectively. The purity is defined as the fraction of signal decays in this mass range.

The $D^+ \rightarrow \pi^-\pi^+\pi^+$ and $D_s^+ \rightarrow \pi^-\pi^+\pi^+$ Dalitz plots are shown in Fig. 2, with s_{low} and s_{high} being the lowest and highest invariant mass squared combination, $M^2(\pi^-\pi^+)$, respectively. Clear resonant structures are observed in both decay modes.

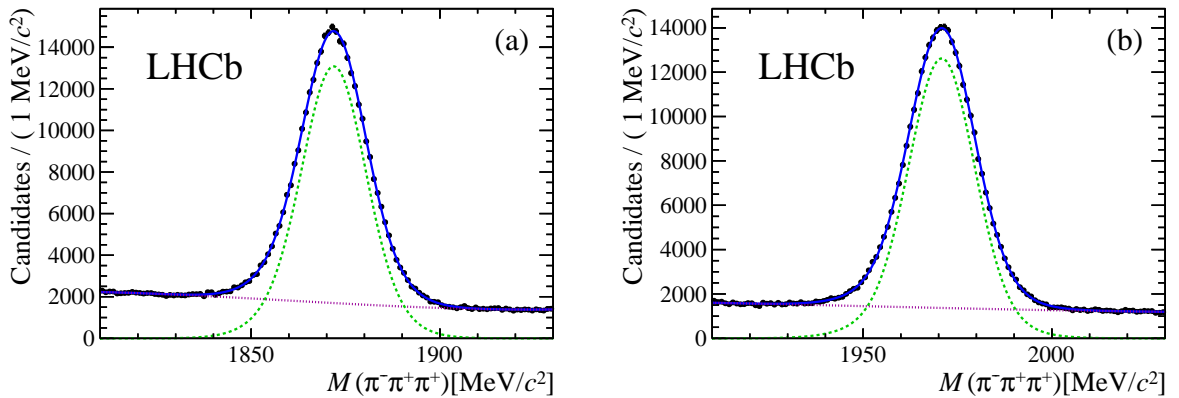


Figure 1: Invariant-mass distributions for (a) D^+ and (b) D_s^+ candidates in the momentum range $50 < p_{D_{(s)}^+} < 100 \text{ GeV}/c$ for magnet up data. Data points are shown in black. The solid (blue) line is the fit function, the (green) dashed line is the signal component and the (magenta) dotted line is the background.

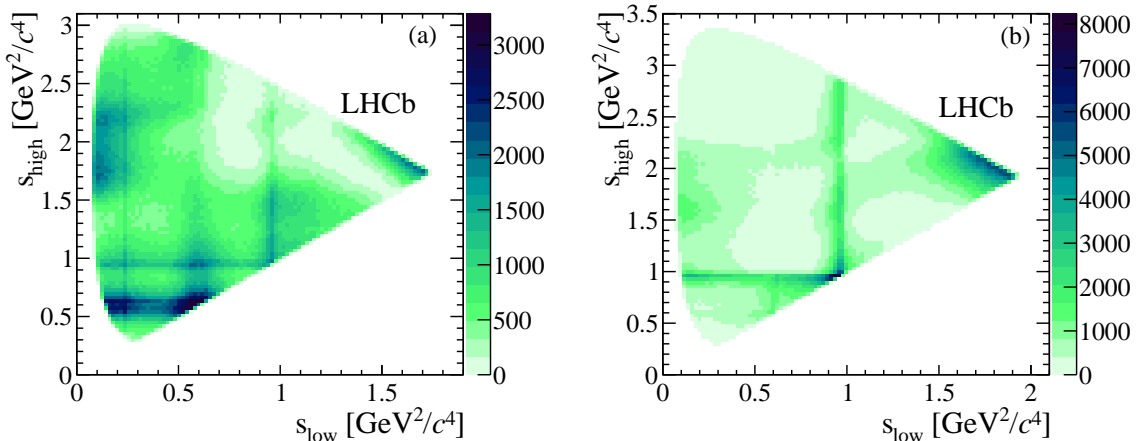


Figure 2: Dalitz plots for (a) $D^+ \rightarrow \pi^- \pi^+ \pi^+$ and (b) $D_s^+ \rightarrow \pi^- \pi^+ \pi^+$ candidates selected within $\pm 2\tilde{\sigma}$ around the respective \tilde{m} weighted average mass.

4 Binned analysis

4.1 Method

The binned method used to search for localised asymmetries in the $D^+ \rightarrow \pi^- \pi^+ \pi^+$ decay phase space is based on a bin-by-bin comparison between the D^+ and D^- Dalitz plots [19, 20]. For each bin of the Dalitz plot, the significance of the difference between the number of D^+ and D^- candidates, \mathcal{S}_{CP}^i , is computed as

$$\mathcal{S}_{CP}^i \equiv \frac{N_i^+ - \alpha N_i^-}{\sqrt{\alpha(N_i^+ + N_i^-)}}, \quad \alpha \equiv \frac{N^+}{N^-}, \quad (1)$$

where N_i^+ (N_i^-) is the number of D^+ (D^-) candidates in the i th bin and N^+ (N^-) is the sum of N_i^+ (N_i^-) over all bins. The parameter α removes the contribution of global asymmetries which may arise due to production [21, 22] and detection asymmetries, as well as from CPV . Two binning schemes are used, a uniform grid with bins of equal size and an adaptive binning where the bins have the same population.

In the absence of localised asymmetries, the \mathcal{S}_{CP}^i values follow a standard normal Gaussian distribution. Therefore, CPV can be detected as a deviation from this behaviour. The numerical comparison between the D^+ and D^- Dalitz plots is made by a χ^2 test, with $\chi^2 = \sum_i (\mathcal{S}_{CP}^i)^2$. A p-value for the hypothesis of no CPV is obtained considering that the number of degrees of freedom (ndf) is equal to the total number of bins minus one, due to the constraint on the overall D^+/D^- normalisation.

A CPV signal is established if a p-value lower than 3×10^{-7} is found, in which case it can be converted to a significance for the exclusion of CP symmetry in this channel. If no evidence of CPV is found, this technique provides no model-independent way to set an upper limit.

4.2 Control mode and background

The search for local asymmetries across the $D_s^+ \rightarrow \pi^- \pi^+ \pi^+$ Dalitz plot is performed using both the uniform and the adaptive (“ D_s^+ adaptive”) binning schemes mentioned previously. A third scheme is also used: a “scaled D^+ ” scheme, obtained from the D^+ adaptive binning by scaling the bin edges by the ratios of the maximum values of $s_{\text{high}}(D_s^+)/s_{\text{high}}(D^+)$ and $s_{\text{low}}(D_s^+)/s_{\text{low}}(D^+)$. This scheme provides a one-to-one mapping of the corresponding Dalitz plots and allows to probe regions in the signal and control channel phase spaces where the momentum distributions of the three final state particles are similar.

The study is performed using $\alpha = 0.992 \pm 0.001$, as measured for the D_s^+ sample, and different granularities: 20, 30, 40, 49 and 100 adaptive bins for both the D_s^+ adaptive and scaled D^+ schemes, and 5×5 , 6×7 , 8×9 and 12×12 bins for the uniform grid scheme. Only bins with a minimum occupancy of 20 entries are considered. The p-values obtained are distributed in the range 4–87%, consistent with the hypothesis of absence of localised asymmetries. As an example, Fig. 3 shows the distributions of \mathcal{S}_{CP}^i for the D_s^+ adaptive binning scheme with 49 bins.

As a further cross-check, the D_s^+ sample is divided according to magnet polarity and hardware trigger configurations. Typically, the p-values are above 1%, although one low value of 0.07% is found for a particular trigger subset of magnet up data with 40 adaptive bins. When combined with magnet down data, the p-value increases to 11%.

The possibility of local asymmetries induced by the background under the D^+ signal peak is studied by considering the candidates with mass $M(\pi^- \pi^+ \pi^+)$ in the ranges 1810–1835 MeV/ c^2 and 1905–1935 MeV/ c^2 , for which $\alpha = 1.000 \pm 0.002$. Using an uniform grid with four different granularities, the p-values are computed for each of the two sidebands. The data are also divided according to the magnet polarity. The p-values are found to be within 0.4–95.5%, consistent with differences in the number of D^+ and D^- candidates arising from statistical fluctuations. Since the selection criteria suppress charm background decays to a negligible level, it is assumed that the background contribution to the signal is similar to the sidebands. Therefore, asymmetries eventually observed in the signal mode cannot be attributed to the background.

4.3 Sensitivity studies

To study the CPV sensitivity of the method for the current data set, a number of simulated pseudo-experiments are performed with sample size and purity similar to that observed in data. The $D^+ \rightarrow \pi^- \pi^+ \pi^+$ decays are generated according to an amplitude model inspired by E791 results [23], where the most important contributions originate from $\rho^0(770)\pi^+$, $\sigma(500)\pi^+$ and $f_2(1270)\pi^+$ resonant modes. Background events are generated evenly in the Dalitz plot. Since no theoretical predictions on the presence or size of CPV are available for this channel, various scenarios are studied by introducing phase and magnitude differences between the main resonant modes for D^+ and D^- . The sensitivity for different binning strategies is also evaluated.

Phase differences in the range 0.5–4.0° and magnitude differences in the range 0.5–4.0%

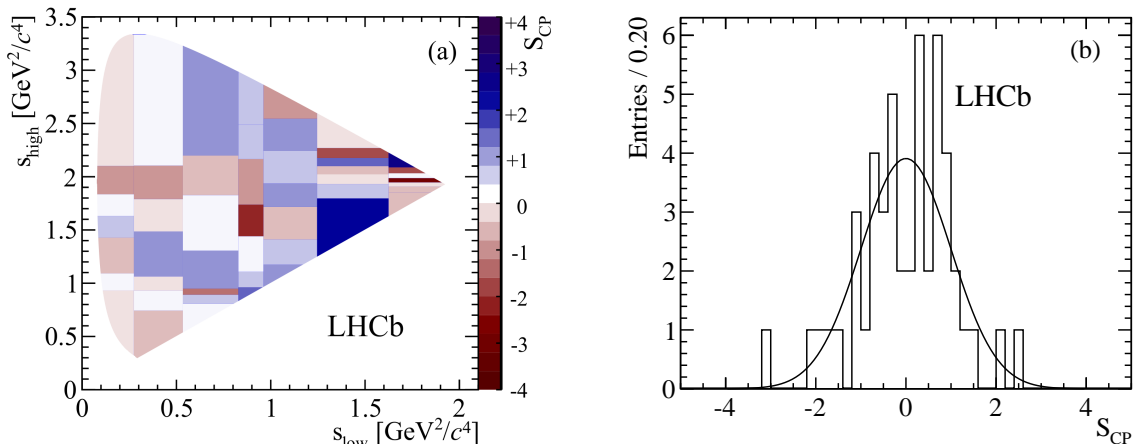


Figure 3: (a) Distribution of \mathcal{S}_{CP}^i with 49 D_s^+ adaptive bins of equal population in the $D_s^+ \rightarrow \pi^- \pi^+ \pi^+$ Dalitz plot and (b) the corresponding one-dimensional distribution (histogram) with a standard normal Gaussian function superimposed (solid line).

are tested for $\rho^0(770)\pi^+$, $\sigma(500)\pi^+$ and $f_2(1270)\pi^+$ modes. The study shows a sensitivity (p-values below 10^{-7}) around 1° to 2° in phase differences and 2% in amplitude in these channels. The sensitivity decreases when the number of bins is larger than 100, so a few tens of bins approaches the optimal choice. A slightly better sensitivity for the adaptive binning strategy is found in most of the studies.

Since the presence of background tends to dilute a potential sign of CPV , additional pseudo-experiment studies are made for different scenarios based on signal yields and purities attainable on data. Results show that better sensitivities are found for higher yields, despite the lower purity.

5 Unbinned analysis

5.1 k-nearest neighbour analysis technique

The unbinned model-independent method of searching for CPV in many-body decays uses the concept of nearest neighbour events in a combined D^+ and D^- samples to test whether they share the same parent distribution function [12, 13, 24]. To find the n_k nearest neighbour events of each D^+ and D^- event, the Euclidean distance between points in the Dalitz plot of three-body D^+ and D^- decays is used. For the whole event sample a test statistic T for the null hypothesis is calculated,

$$T = \frac{1}{n_k(N_+ + N_-)} \sum_{i=1}^{N_+ + N_-} \sum_{k=1}^{n_k} I(i, k), \quad (2)$$

where $I(i, k) = 1$ if the i th event and its k th nearest neighbour have the same charge and $I(i, k) = 0$ otherwise and N_+ (N_-) is the number of events in the D^+ (D^-) sample.

The test statistic T is the mean fraction of like-charged neighbour pairs in the combined D^+ and D^- decays sample. The advantage of the k-nearest neighbour method (kNN), in comparison with other proposed methods for unbinned analyses [24], is that the calculation of T is simple and fast and the expected distribution of T is well known: for the null hypothesis it follows a Gaussian distribution with mean μ_T and variance σ_T^2 calculated from known parameters of the distributions,

$$\mu_T = \frac{N_+(N_+ - 1) + N_-(N_- - 1)}{N(N - 1)}, \quad (3)$$

$$\lim_{N, n_k, D \rightarrow \infty} \sigma_T^2 = \frac{1}{N n_k} \left(\frac{N_+ N_-}{N^2} + 4 \frac{N_+^2 N_-^2}{N^4} \right), \quad (4)$$

where $N = N_+ + N_-$ and D is a space dimension. For $N_+ = N_-$ a reference value

$$\mu_{TR} = \frac{1}{2} \left(\frac{N - 2}{N - 1} \right) \quad (5)$$

is obtained and for a very large number of events N , μ_T approaches 0.5. However, since the observed deviations of μ_T from μ_{TR} are sometimes tiny, it is necessary to calculate $\mu_T - \mu_{TR}$. The convergence in Eq. 4 is fast and σ_T can be obtained with a good approximation even for space dimension $D = 2$ for the current values of N_+ , N_- and n_k [13, 24].

The kNN method is applied to search for CPV in a given region of the Dalitz plot in two ways: by looking at a “normalisation” asymmetry ($N_+ \neq N_-$ in a given region) using a pull $(\mu_T - \mu_{TR})/\Delta(\mu_T - \mu_{TR})$ variable, where the uncertainty on μ_T is $\Delta\mu_T$ and the uncertainty on μ_{TR} is $\Delta\mu_{TR}$, and looking for a “shape” or particle density function (pdf) asymmetry using another pull $(T - \mu_T)/\sigma_T$ variable.

As in the binned method, this technique provides no model-independent way to set an upper limit if no CPV is found.

5.2 Control mode and background

The Cabibbo-favoured D_s^+ decays serve as a control sample to estimate the size of production and detection asymmetries and systematic effects. The sensitivity for local CPV in the Dalitz plot of the kNN method can be increased by taking into account only events from the region where CPV is expected to be enhanced by the known intermediate resonances in the decays. Since these regions are characterised by enhanced variations of strong phases, the conditions for observation of CPV are more favourable. Events from other regions are expected to only dilute the signal of CPV .

The Dalitz plot for the control channel $D_s^+ \rightarrow \pi^- \pi^+ \pi^+$ is partitioned into three (P1-P3) or seven (R1-R7) regions shown in Fig. 4. The division R1-R7 is such that regions enriched in resonances are separated from regions dominated by smoother distributions of events. Region R3 is further divided into two regions of s_{high} at masses smaller (R3l) and larger (R3r) than the $\rho^0(770)$ resonance, in order to study possible asymmetries due to a sign change of the strong phase when crossing the resonance pole. The three

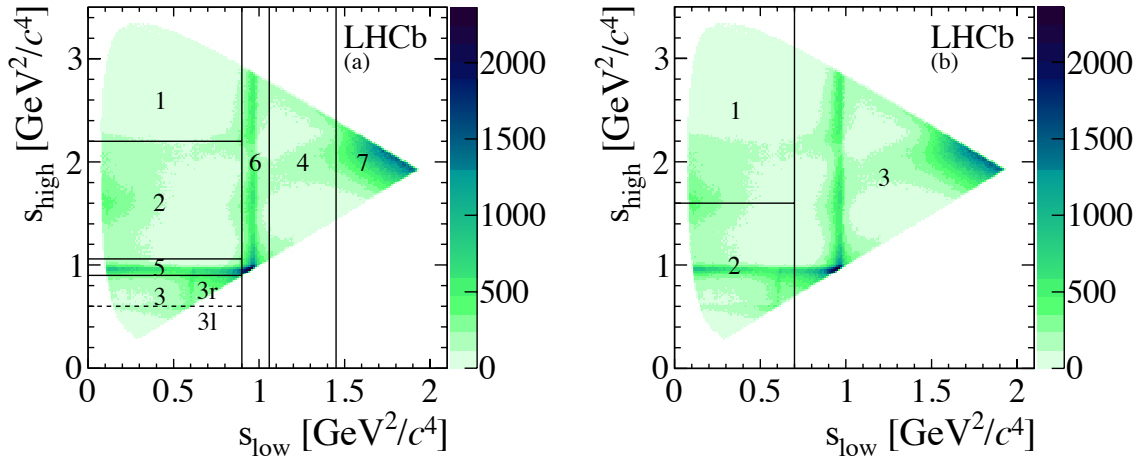


Figure 4: Dalitz plot for $D_s^+ \rightarrow \pi^- \pi^+ \pi^+$ control sample decays divided into (a) seven regions R1-R7 and (b) three regions P1-P3. Region R3 is further divided into two regions of s_{high} at masses smaller (R3l) and larger (R3r) than the $\rho^0(770)$ resonance.

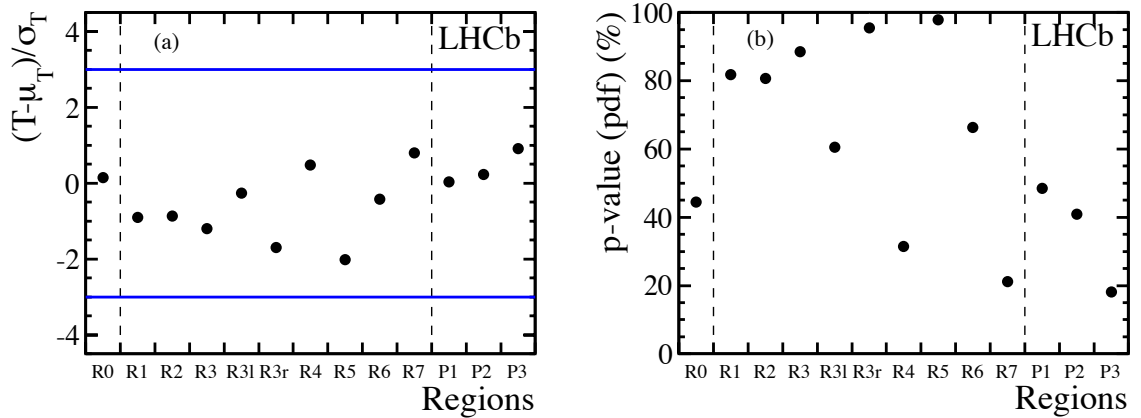


Figure 5: (a) Pull values of T and (b) the corresponding p-values for $D_s^+ \rightarrow \pi^- \pi^+ \pi^+$ control sample candidates restricted to each region, obtained using the kNN method with $n_k = 20$. The horizontal blue lines in (a) represent -3 and $+3$ pull values. The region R0 corresponds to the full Dalitz plot. Note that the points for the overlapping regions are correlated.

regions P1-P3 correspond to a more complicated structure of resonances in the signal decay $D^+ \rightarrow \pi^- \pi^+ \pi^+$ (see Fig. 11).

The value of the test statistic T measured using the kNN method with $n_k = 20$ for the full Dalitz plot (called R0) of $D_s^+ \rightarrow \pi^- \pi^+ \pi^+$ candidates is compared to the expected Gaussian T distribution with μ_T and σ_T calculated from data. The calculated p-value is 44% for the hypothesis of no CP asymmetry. The p-values are obtained by integrating the Gaussian T distribution from a given value up to its maximum value of 1. The results are shown in Fig. 5 separately for each region. They do not show any asymmetry between D_s^+ and D_s^- samples. Since no CPV is expected in the control channel, the local

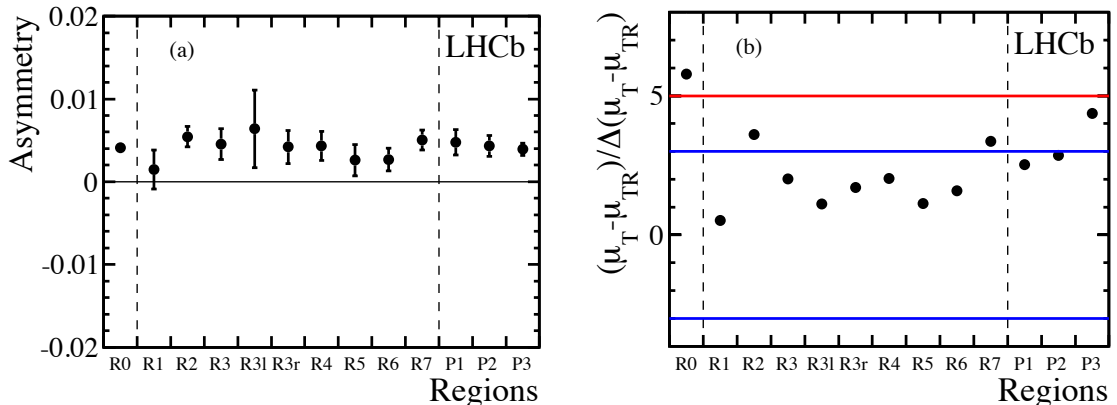


Figure 6: (a) Raw asymmetry $A = (N_- - N_+)/ (N_- + N_+)$ and (b) the pull values of μ_T for $D_s^+ \rightarrow \pi^- \pi^+ \pi^+$ control sample candidates restricted to each region. The horizontal lines in (b) represent $+3$ and $+5$ pull values. The region R0 corresponds to the full Dalitz plot. Note that the points for the overlapping regions are correlated.

detection asymmetries are smaller than the present sensitivity of the kNN method. The production asymmetry is accounted for in the kNN method as a deviation of the measured value of μ_T from the reference value μ_{TR} . In the present sample, the obtained value $\mu_T - 0.5 = (84 \pm 15) \times 10^{-7}$, with $(\mu_T - \mu_{TR}) / \Delta(\mu_T - \mu_{TR}) = 5.8\sigma$, in the full Dalitz plot is a consequence of the observed global asymmetry of about 0.4%. This value is consistent with the previous measurement from LHCb [22]. The comparison of the raw asymmetry $A = (N_- - N_+) / (N_- + N_+)$ and the pull values of μ_T in all regions are presented in Fig. 6. The measured raw asymmetry is similar in all regions as expected for an effect due to the production asymmetry. It is interesting to note the relation $\mu_T - \mu_{TR} \approx A^2/2$ at order $1/N$ between the raw asymmetry and the parameters of the kNN method.

A region-by-region comparison of D_s^+ candidates for magnet down and magnet up data gives insight into left-right detection asymmetries. No further asymmetries, except for the global production asymmetry discussed above, are found.

The number of nearest neighbour events n_k is the only parameter of the kNN method. The results for the control channel show no significant dependence of p-values on n_k . Higher values of n_k reduce statistical fluctuations due to the local population density and should be preferred. On the other hand, increasing the number of nearest neighbours with limited number of events in the sample can quickly increase the radius of the local region under investigation.

The kNN method also is applied to the background events, defined in Sec. 4.2. Contrary to the measurements for the $D_s^+ \rightarrow \pi^- \pi^+ \pi^+$ candidates, for background no production asymmetry is observed. The calculated $\mu_T - 0.5 = (-5.80 \pm 0.46) \times 10^{-7}$ for the full Dalitz plot is very close to the value $\mu_{TR} - 0.5 = (-5.8239 \pm 0.0063) \times 10^{-7}$ expected for an equal number of events in D^+ and D^- samples (Eq. 5). The measured pull values of T and the corresponding p-values obtained using the kNN method with $n_k = 20$ are presented for the background in Fig. 7, separately for each region. The comparison of normalisation

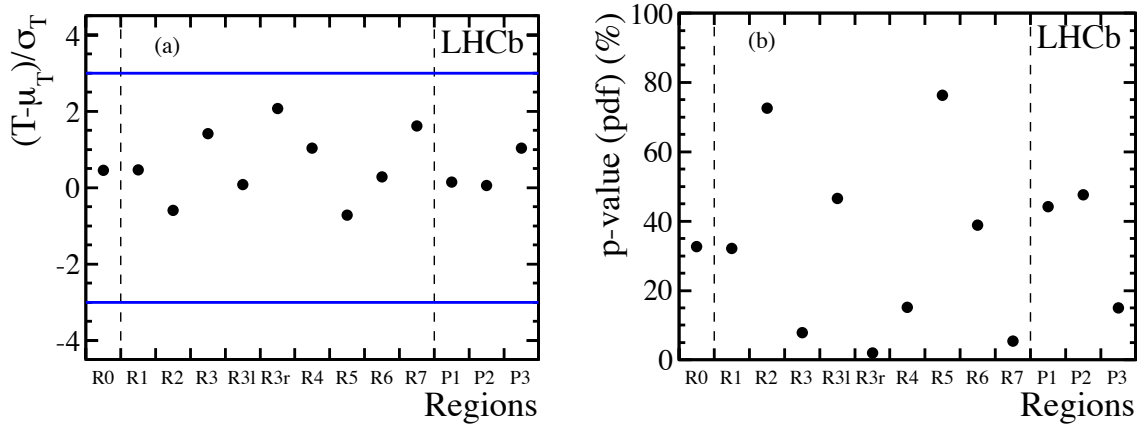


Figure 7: (a) Pull values of T and (b) the corresponding p-values for the background candidates restricted to each region obtained using the kNN method with $n_k = 20$. The horizontal blue lines in (a) represent -3 and $+3$ pull values. The region R0 corresponds to the full Dalitz plot. Note that the points for the overlapping regions are correlated.

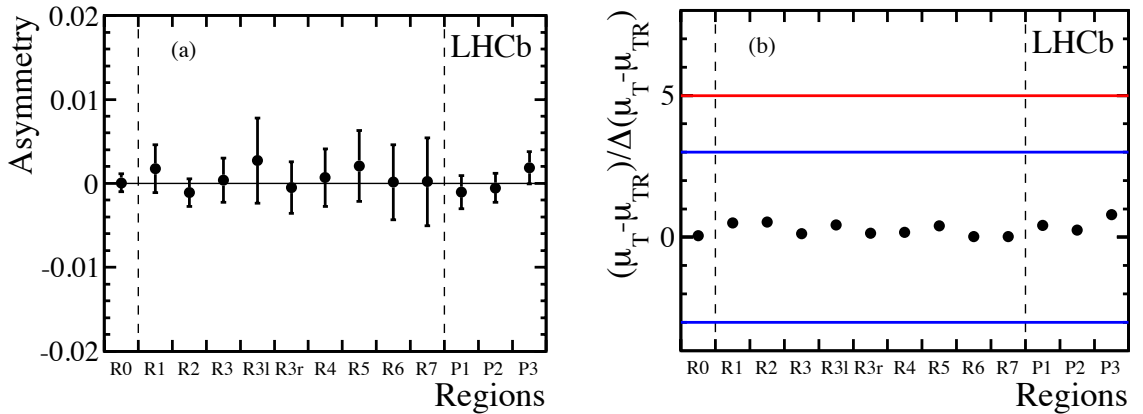


Figure 8: (a) Raw asymmetry and (b) pull value of μ_T as a function of a region for the background candidates. The horizontal lines in (b) represent $+3$ and $+5$ pull values. The region R0 corresponds to the full Dalitz plot. Note that the points for the overlapping regions are correlated.

asymmetries and pull values of μ_T in all regions are presented in Fig. 8. All the kNN method results are consistent with no significant asymmetry.

5.3 Sensitivity studies

The sensitivity of the kNN method is tested with the same pseudo-experiment model described in Sec. 4.3. If the simulated asymmetries are spread out in the Dalitz plot the events may be moved from one region to another. For these asymmetries it is observed that the difference in shape of the probability density functions is in large part absorbed in the difference in the normalisation. This indicates that the choice of the regions is

important for increasing the sensitivity of the kNN method. In general the method applied in a given region is sensitive to weak phase differences greater than $(1 - 2)^\circ$ and magnitude differences of $(2 - 4)\%$.

6 Results

6.1 Binned method

The search for CPV in the Cabibbo-suppressed mode $D^+ \rightarrow \pi^- \pi^+ \pi^+$ is pursued following the strategy described in Section 4. For the total sample size of about 3.1 million D^+ and D^- candidates, the normalisation factor α , defined in Eq. 1, is 0.990 ± 0.001 . Both adaptive and uniform binning schemes in the Dalitz plot are used for different binning sizes.

The \mathcal{S}_{CP}^i values across the Dalitz plot and the corresponding histogram for the adaptive binning scheme with 49 and 100 bins are illustrated in Fig. 9. The p-values for these and other binning choices are shown in Table 1. All p-values show statistical agreement between the D^+ and D^- samples.

The same χ^2 test is performed for the uniform binning scheme, using 20, 32, 52 and 98 bins also resulting in p-values consistent with the null hypothesis, all above 90%. The \mathcal{S}_{CP}^i distribution in the Dalitz plot for 98 bins and the corresponding histogram is shown in Fig. 10.

As consistency checks, the analysis is repeated with independent subsamples obtained by separating the total sample according to magnet polarity, hardware trigger configurations, and data-taking periods. The resulting p-values range from 0.3% to 98.3%.

All the results above indicate the absence of CPV in the $D^+ \rightarrow \pi^- \pi^+ \pi^+$ channel at the current analysis sensitivity.

Table 1: Results for the $D^+ \rightarrow \pi^- \pi^+ \pi^+$ decay sample using the adaptive binning scheme with different numbers of bins. The number of degrees of freedom is the number of bins minus 1.

| Number of bins | χ^2 | p-value (%) |
|----------------|----------|-------------|
| 20 | 14.0 | 78.1 |
| 30 | 28.2 | 50.6 |
| 40 | 28.5 | 89.2 |
| 49 | 26.7 | 99.5 |
| 100 | 89.1 | 75.1 |

6.2 Unbinned method

The kNN method is applied to the Cabibbo-suppressed mode $D^+ \rightarrow \pi^- \pi^+ \pi^+$ with the two region definitions shown in Fig. 11. To account for the different resonance structure

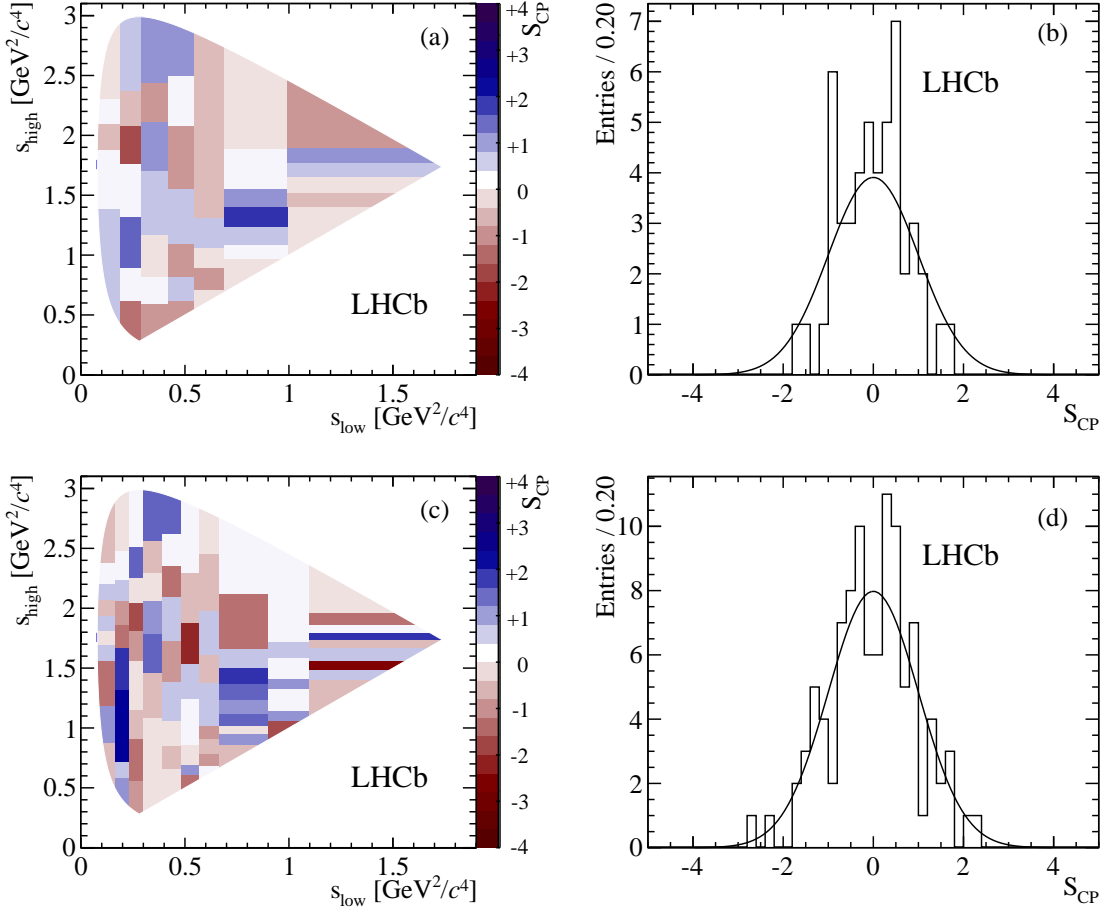


Figure 9: Distributions of \mathcal{S}_{CP}^i across the D^+ Dalitz plane, with the adaptive binning scheme of uniform population for the total $D^+ \rightarrow \pi^- \pi^+ \pi^+$ data sample with (a) 49 and (c) 100 bins. The corresponding one-dimensional \mathcal{S}_{CP}^i distributions (b) and (d) are shown with a standard normal Gaussian function superimposed (solid line).

in D^+ and D_s^+ decays, the region R1-R7 definition for the signal mode is different from the definition used in the control mode (compare Figs. 4a and 11a). The region P1-P3 definitions are the same. The results for the raw asymmetry are shown in Fig. 12. The production asymmetry is clearly visible in all the regions with the same magnitude as in the control channel (see Fig. 6). It is accounted for in the kNN method as a deviation of the measured value of μ_T from the reference value μ_{TR} shown in Fig. 12. In the signal sample the values $\mu_T - 0.5 = (98 \pm 15) \times 10^{-7}$ and $(\mu_T - \mu_{TR})/\Delta(\mu_T - \mu_{TR}) = 6.5\sigma$ in the full Dalitz plot are a consequence of the 0.4% global asymmetry similar to that observed in the control mode and consistent with the previous measurement from LHCb [21].

The pull values of T and the corresponding p-values for the hypothesis of no CPV are shown in Fig. 13 for the same regions. To check for any systematic effects, the test is repeated for samples separated according to magnet polarity. Since the sensitivity of the

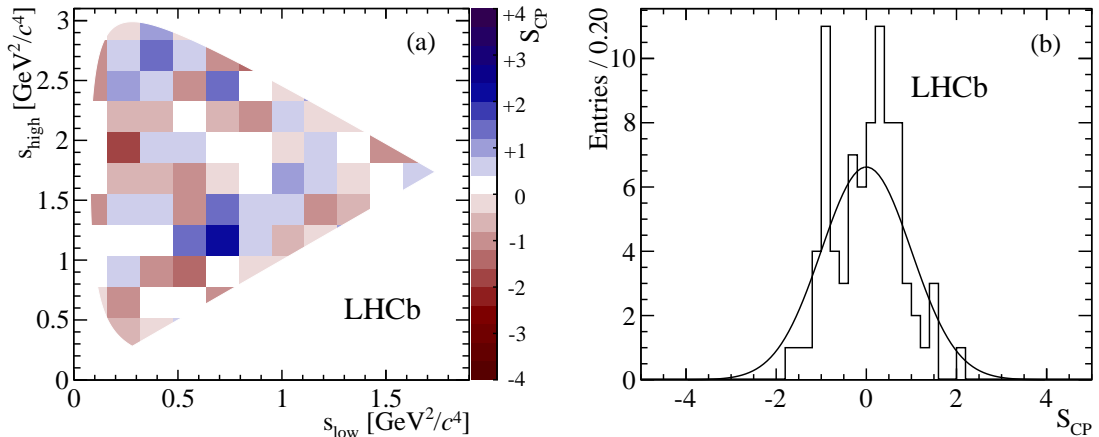


Figure 10: (a) Distribution of \mathcal{S}_{CP}^i with 98 bins in the uniform binning scheme for the total $D^+ \rightarrow \pi^- \pi^+ \pi^+$ data sample and (b) the corresponding one-dimensional \mathcal{S}_{CP}^i distribution (b) with a standard normal Gaussian function superimposed (solid line).

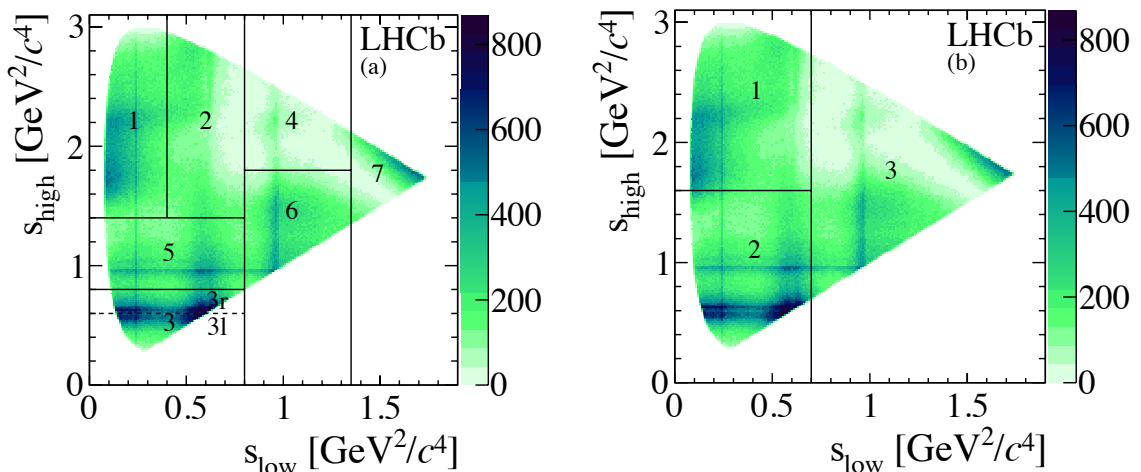


Figure 11: Dalitz plot for $D^+ \rightarrow \pi^- \pi^+ \pi^+$ candidates divided into (a) seven regions R1-R7 and (b) three regions P1-P3.

method increases with n_k , the analysis is repeated with $n_k = 500$ for all the regions. All p-values are above 20%, consistent with no CP asymmetry in the signal mode.

7 Conclusion

A search for CPV in the decay $D^+ \rightarrow \pi^- \pi^+ \pi^+$ is performed using pp collision data corresponding to an integrated luminosity of 1.0 fb^{-1} collected by the LHCb experiment at a centre-of-mass energy of 7 TeV. Two model-independent methods are applied to a sample of 3.1 million $D^+ \rightarrow \pi^- \pi^+ \pi^+$ decay candidates with 82% signal purity.

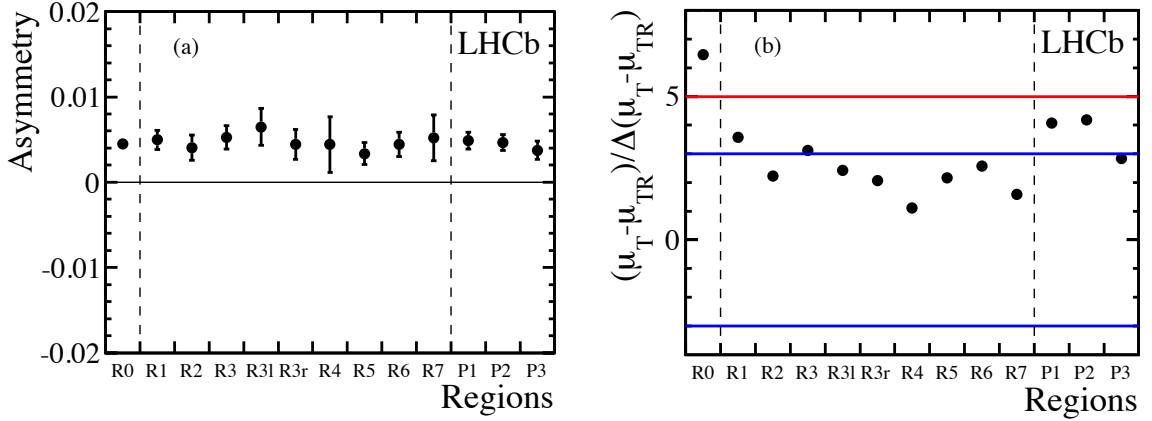


Figure 12: (a) Raw asymmetry and (b) the pull values of μ_T for $D^+ \rightarrow \pi^- \pi^+ \pi^+$ candidates restricted to each region. The horizontal lines in (b) represent pull values $+3$ and $+5$. The region R0 corresponds to the full Dalitz plot. Note that the points for the overlapping regions are correlated.

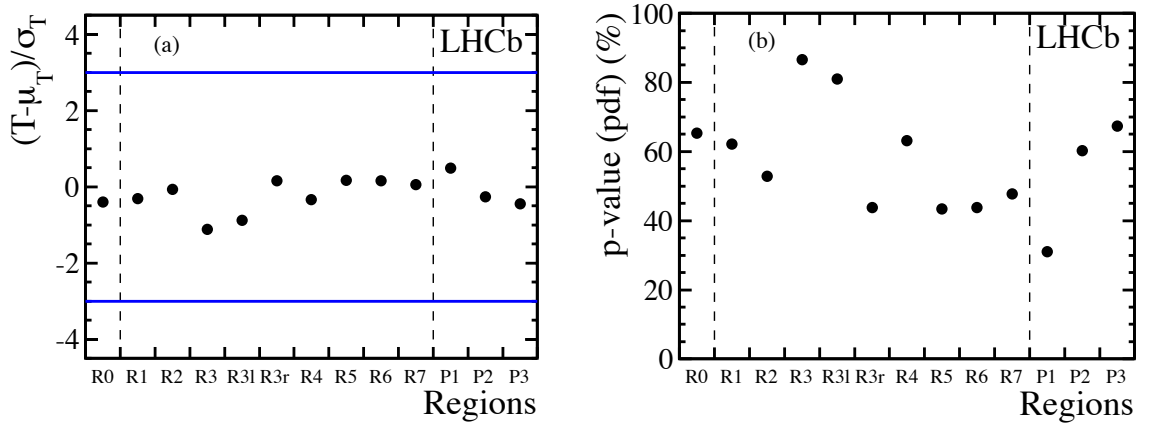


Figure 13: (a) Pull values of T and (b) the corresponding p-values for $D^+ \rightarrow \pi^- \pi^+ \pi^+$ candidates restricted to each region obtained using the kNN method with $n_k = 20$. The horizontal blue lines in (a) represent pull values -3 and $+3$. The region R0 corresponds to the full Dalitz plot. Note that the points for the overlapping regions are correlated.

The binned method is based on the study of the local significances \mathcal{S}_{CP}^i in bins of the Dalitz plot, while the unbinned method uses the concept of nearest neighbour events in the pooled D^+ and D^- sample. Both methods are also applied to the Cabibbo-favoured $D_s^+ \rightarrow \pi^- \pi^+ \pi^+$ decay and to the mass sidebands to control possible asymmetries not originating from CPV .

No single bin in any of the binning schemes presents an absolute \mathcal{S}_{CP}^i value larger than 3. Assuming no CPV , the probabilities of observing local asymmetries across the phase-space of the D^+ meson decay as large or larger than those in data are above 50% in all the tested binned schemes. In the unbinned method, the p-values are above 30%. All results are consistent with no CPV .

Acknowledgements

We express our gratitude to our colleagues in the CERN accelerator departments for the excellent performance of the LHC. We thank the technical and administrative staff at the LHCb institutes. We acknowledge support from CERN and from the national agencies: CAPES, CNPq, FAPERJ and FINEP (Brazil); NSFC (China); CNRS/IN2P3 and Region Auvergne (France); BMBF, DFG, HGF and MPG (Germany); SFI (Ireland); INFN (Italy); FOM and NWO (The Netherlands); SCSR (Poland); MEN/IFA (Romania); MinES, Rosatom, RFBR and NRC “Kurchatov Institute” (Russia); MinECo, XuntaGal and GENCAT (Spain); SNSF and SER (Switzerland); NAS Ukraine (Ukraine); STFC (United Kingdom); NSF (USA). We also acknowledge the support received from the ERC under FP7. The Tier1 computing centres are supported by IN2P3 (France), KIT and BMBF (Germany), INFN (Italy), NWO and SURF (The Netherlands), PIC (Spain), GridPP (United Kingdom). We are thankful for the computing resources put at our disposal by Yandex LLC (Russia), as well as to the communities behind the multiple open source software packages that we depend on.

References

- [1] J. Brod, Y. Grossman, A. L. Kagan, and J. Zupan, *A consistent picture for large penguins in $D^0 \rightarrow \pi^+\pi^-, K^+K^-$* , JHEP **10** (2012) 161, [arXiv:1203.6659](#).
- [2] J. Brod, A. L. Kagan, and J. Zupan, *Size of direct CP violation in singly Cabibbo-suppressed D decays*, Phys. Rev. **D86** (2012) 014023, [arXiv:1111.5000](#).
- [3] B. Bhattacharya, M. Gronau, and J. L. Rosner, *CP asymmetries in singly-Cabibbo-suppressed D decays to two pseudoscalar mesons*, Phys. Rev. **D85** (2012) 054014, [arXiv:1201.2351](#).
- [4] LHCb collaboration, R. Aaij, *et al.*, and A. Bharucha *et al.*, *Implications of LHCb measurements and future prospects*, Eur. Phys. J. **C73** (2013) 2373, [arXiv:1208.3355](#).
- [5] LHCb collaboration, R. Aaij *et al.*, *Search for CP violation in the $D^+ \rightarrow \phi\pi^+$ and $D_s^+ \rightarrow K_S^0\pi^+$ decays*, JHEP **06** (2013) 112, [arXiv:1303.4906](#).
- [6] LHCb collaboration, *A search for time-integrated CP violation in $D^0 \rightarrow K^-K^+$ and $D^0 \rightarrow \pi^-\pi^+$ decays*, LHCb-CONF-2013-003.
- [7] CDF collaboration, T. Aaltonen *et al.*, *Measurement of the Difference in CP-Violating Asymmetries in $D^0 \rightarrow K^+K^-$ and $D^0 \rightarrow \pi^+\pi^-$ Decays at CDF*, Phys. Rev. Lett. **109** (2012) 111801, [arXiv:1207.2158](#).
- [8] LHCb collaboration, R. Aaij *et al.*, *Measurement of $D^0-\bar{D}^0$ mixing parameters and search for CP violation using $D^0 \rightarrow K^+\pi^-$ decays*, [arXiv:1309.6534](#), Phys. Rev. Lett., in press.
- [9] LHCb collaboration, R. Aaij *et al.*, *Measurements of indirect CP violation in $D^0 \rightarrow K^-K^+$ and $D^0 \rightarrow \pi^-\pi^+$ decays*, [arXiv:1310.7201](#), Phys. Rev. Lett., in press.
- [10] LHCb collaboration, R. Aaij *et al.*, *Search for CP violation in $D^+ \rightarrow K^-K^+\pi^+$ decays*, Phys. Rev. **D84** (2011) 112008, [arXiv:1110.3970](#).
- [11] LHCb collaboration, R. Aaij *et al.*, *Model-independent search for CP violation in $D^0 \rightarrow K^-K^+\pi^+\pi^-$ and $D^0 \rightarrow \pi^-\pi^+\pi^-\pi^+$ decays*, Phys. Lett. **B726** (2013) 623, [arXiv:1308.3189](#).
- [12] N. Henze, *A multivariate two-sample test based on the number of nearest neighbor type coincidences*, The Annals of Statistics **16 No 2** (1988) 772.
- [13] M. F. Schilling, *Multivariate two-sample tests based on nearest neighbors*, J. Am. Stat. Assoc. **81** (1986) 799.
- [14] LHCb collaboration, A. A. Alves Jr. *et al.*, *The LHCb detector at the LHC*, JINST **3** (2008) S08005.

- [15] M. Adinolfi *et al.*, *Performance of the LHCb RICH detector at the LHC*, Eur. Phys. J. **C73** (2013) 2431, [arXiv:1211.6759](#).
- [16] A. A. Alves Jr *et al.*, *Performance of the LHCb muon system*, JINST **8** (2013) P02022, [arXiv:1211.1346](#).
- [17] R. Aaij *et al.*, *The LHCb trigger and its performance in 2011*, JINST **8** (2013) P04022, [arXiv:1211.3055](#).
- [18] F. Archilli *et al.*, *Performance of the muon identification at LHCb*, JINST **8** (2013) P10020, [arXiv:1306.0249](#).
- [19] I. Bediaga *et al.*, *On a CP anisotropy measurement in the Dalitz plot*, Phys. Rev. **D80** (2009) 096006, [arXiv:0905.4233](#).
- [20] BaBar collaboration, B. Aubert *et al.*, *Search for CP violation in neutral D meson Cabibbo-suppressed three-body decays*, Phys. Rev. **D78** (2008) 051102, [arXiv:0802.4035](#).
- [21] LHCb collaboration, R. Aaij *et al.*, *Measurement of the D^\pm production asymmetry in 7 TeV pp collisions*, Phys. Lett. **B718** (2013) 902909, [arXiv:1210.4112](#).
- [22] LHCb collaboration, R. Aaij *et al.*, *Measurement of the $D_s^+ - D_s^-$ production asymmetry in 7 TeV pp collisions*, Phys. Lett. **B713** (2012) 186, [arXiv:1205.0897](#).
- [23] Fermilab E791 Collaboration, E. M. Aitala *et al.*, *Experimental evidence for a light and broad scalar resonance in $D^+ \rightarrow \pi^- \pi^+ \pi^+$ decay*, Phys. Rev. Lett. **86** (2001) 770, [arXiv:hep-ex/0007028](#).
- [24] M. Williams, *How good are your fits? Unbinned multivariate goodness-of-fit tests in high energy physics*, JINST **5** (2010) P09004, [arXiv:1006.3019](#).