

The University of Barcelona in figures

October 2018



UNIVERSITAT DE
BARCELONA



UNIVERSITAT DE BARCELONA

Since it was founded in 1450, the University of Barcelona has worked tirelessly in the pursuit of academic and research excellence, and today it is looked to as a national and international leader in education, science and knowledge.

The University's training offer, rooted in the values of quality and innovation, attracts over 60,000 students a year and encompasses all of the major branches of knowledge: the humanities, health sciences, social sciences, experimental sciences and engineering. The 2018 edition of the Europe Teaching Rankings, published by *Times Higher Education*, placed the University of Barcelona 19th, making it the highest-ranked public university in Spain.

The UB remains the only Spanish member of the League of European Research Universities (LERU) and has bolstered its status as a research-intensive university, as well as consolidating its position as the most innovative university in Spain, ranking 69th in the world in the Reuters Top 100: The World's Most Innovative Universities.

Research and international mobility have continued to grow, thanks in particular to active participation in research networks and efforts to extend our involvement in university alliances. Notable examples include the establishment of an agreement with Trinity College Dublin for the creation of a strategic alliance and a variety of actions within the frameworks of the Transnational Campus of the North Mediterranean and the Ibero-American Universities Union.

In the area of infrastructure, the UB opened its new Faculty of Law building, whose 16,024 square metres of facilities cater to more than 7,000 students and support teaching across the Faculty's five bachelor's degrees.

Work has also begun on the Aleu hall of residence, which will have a total built area of 19,000 square metres, enough to house more than 500 local and international students.

A new model of university governance is also emerging, with the approval of the UB's new regulations on transparency, access to public information and good governance, as well as the drafting of a code of ethics on integrity and best practices. This model seeks to institute integrated and efficient management in the allocation of our resources, to make us a more accountable institution, and to support the University in its role as leader in society.

The figures below, then, reflect the University of Barcelona's activities across these areas over the course of the academic year 2017–2018.



Joan Elias
Rector

The University of Barcelona is among the 200 leading universities in the world according to the **Academic Ranking of World Universities (ARWU) 2018**

The **performance ratio** (ratio of credits passed to credits enrolled) was **84%** for bachelor's degrees and **95%** for university master's degrees

Students

	2015–2016	2016–2017	2017–2018	% women
New bachelor's degree students	10,420	10,389	10,364	63.2
Bachelor's degree students	43,568	42,997	42,377	62.1
Full-time-equivalent bachelor's degree students	37,796	37,235	36,597	63.0
Bachelor's degree graduates	7,215	7,317	nd	65.1
New university master's degree students	3,573	3,667	3,745	61.7
University master's degree students	5,300	5,539	5,662	61.6
Full-time-equivalent master's degree students	3,432	4,089	4,183	61.8
University master's degree graduates	2,866	3,121	nd	62.6
Distance-learning bachelor's degree and university master's degree students ¹	1,921	1,555	968 ²	64.6
Students at UB-affiliated centres (bachelor's degrees and university master's degrees)	3,901	4,390	4,754	51.1
Students in UB-specific master's degrees, specialization/postgraduate diplomas and expert courses	8,801	9,193	9,147 ²	71.9
University extension course students	1,304	1,263	1,095 ²	56.0
Lifelong learning students (IL3)	21,040	19,195	18,906	61.9
Students in non-curricular placements	3,519	3,214	3,248 ²	nd

¹ Through UNIBA, a UB-affiliated centre

² Provisional data

Further training

		% women
School of Modern Languages	4,066	62.0
Hispanic Studies	1,586	65.9
University of Experience	1,301	63.8
Els Juliols	1,281	70.3
Gaudir UB	1,832	64.3

Other students

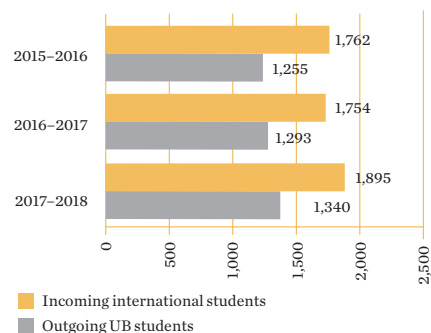
		% women
Language Services (Catalan language courses)	1,125	64.6
Institute of Education Sciences (ICE)	10,074	68.8
Courses for Senior Citizens	4,075	76.0

Teaching improvement and innovation

Teaching innovation

Consolidated teaching innovation groups	78
Teaching innovation groups	21
Funded teaching innovation projects	37
PDI involved in ICE training activities (%)	73.98
Participants in MOOCs	25,950

Mobility under exchange agreements



Internationalization

Agreements with universities and other institutions outside Spain	3,478
Active Erasmus+ projects	40
Student nationalities	131
International students	11,524 ¹
International teaching staff	248

¹ Provisional data

The UB has agreements with **121 of the top 200 universities in the world** (*Times Higher Education*)

Faculties

	Bachelor's degrees					University master's degrees				PDI
	Course offerings ¹	New students	Total students	Full-time-equivalent students	Graduates (2016–2017)	Course offerings	New students	Total students	Graduates (2016–2017)	Teaching and research staff ²
University of Barcelona faculties	63	10,364	42,377	36,597	7,317	145	3,745	5,662	3,121	5,696
Biology	6	560	2,160	1,919	449	15	360	407	338	373
Chemistry	3	367	1,534	1,325	264	10	212	249	144	247
Earth Sciences	3	112	419	366	40	4	52	109	45	109
Economics and Business	5	1,773	7,082	6,044	1,053	15	334	547	309	616
Education	5	1,468	5,959	5,215	1,163	13	651	803	595	630
Fine Arts	3	430	1,548	1,380	272	7	66	124	90	191
Geography and History	5	720	2,972	2,365	470	10	329	578	206	280
Law	6	1,297	5,255	4,500	982	12	330	777	243	391
Library and Information Science	2	153	581	443	81	4	20	64	54	73
Mathematics and Computer Science	2	274	1,140	830	126	3	41	52	19	107
Medicine and Health Sciences	5	969	4,274	4,098	930	12	474	589	330	1,376
Pharmacy and Food Sciences	3	530	2,548	2,369	464	8	188	211	181	343
Philology	11	751	2,888	2,477	451	9	188	343	134	329
Philosophy	1	207	683	533	63	6	103	167	94	79
Physics	2	265	1,191	924	156	8	156	218	162	235
Psychology	1	488	2,143	1,811	353	9	241	424	177	312
% women	—	63.2	62.1	63.0	65.0	—	61.7	61.6	62.6	46.0
UB-affiliated centres^{3,4}	11	1,211	4,274	4,243	575	8	882	1,286	291	424

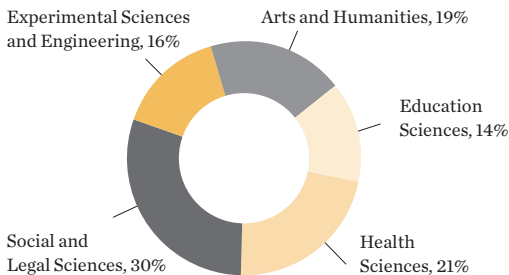
¹Includes the UB-specific degree in Private Investigation, taught at the Faculty of Law

²The total includes three lecturers affiliated to the Institute of Education Sciences

³Includes students at UNIBA, a UB-affiliated centre

⁴Provisional data

Total students (bachelor's and university master's degrees) by branch of knowledge



Average ratings for teaching staff are **7.28** among bachelor's degree students and **7.83** among university master's degree students.



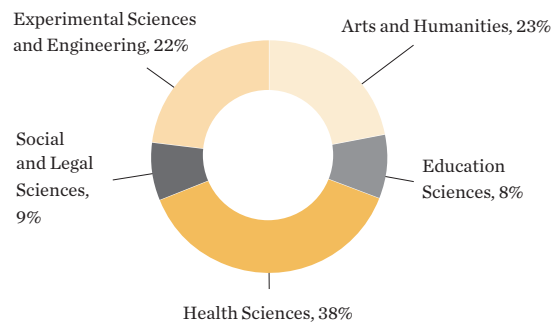
Research and technology transfer

	2015	2016	2017
Research funding secured through competitive and non-competitive channels (thousands of euros)	95,173	107,326	88,326
Research projects	31,471	47,384	15,399 ¹
Complementary actions	369	—	376
Grants	13,740	7,681	16,421
Infrastructure	—	657	—
Research agreements	248	445	522
Bosch i Gimpera Foundation contracts	10,865	12,532	10,748
Services provided by the Science and Technology Centres to other institutions	3,236	3,250	3,373
Funding received by UB researchers at other institutions part-funded by the UB ²	35,244	35,377	41,487

¹Without Ministry of Economy, Industry and Competitiveness funding call

²Includes income from the activity of UB researchers in competitive and non-competitive research projects at the August Pi i Sunyer Biomedical Research Institute (IDIBAPS), the Bellvitge Biomedical Research Institute (IDIBELL), the Institute for Bioengineering of Catalonia (IBEC), the Catalonia Institute for Energy Research (IREC), the Institute for Research in Biomedicine (IRB), the Centre for Ecological Research and Forestry Applications (CREAF), the Institute of Space Studies of Catalonia (IEEC), the Barcelona Institute for Global Health (ISGlobal) and the Centre for Research in Agricultural Genomics (CRAG)

Doctoral theses read by branch of knowledge



	2015	2016	2017
Trainee researchers	4,774	4,890	4,714
Projects as part of industrial doctorate programmes	15	16	12
Doctoral theses read	1,131	1,158	403 ¹
Scientific publications (WoS)	5,186	5,381	5,741

¹Provisional data

Research structures

UB research institutes	15
University research institutes	2
Research centres	5
Research institutes with UB participation	12
Inter-university institutes	4
UB observatories	9
Observatories with UB participation	2
Documentation centres	3

Research

Active research projects	878
Horizon 2020 projects	23
Projects awarded by the European Research Council	4
Consolidated research groups	261 ¹

¹Provisional data

Knowledge and technology transfer

Bosch i Gimpera Foundation contracts	729
License agreements	9
New technology-based spin-offs	1
Patent applications	75
Invention disclosures	55

Staff

Teaching staff engaged in research	2,231
Senior researchers	63
Junior researchers	41
Postdoctoral researchers	87
Trainee (pre-doctoral) researchers	611
Research technicians and assistants	617
Bosch i Gimpera Foundation researchers	330
Bosch i Gimpera Foundation research technicians and assistants	130

The **scientific equipment** owned by the UB's and Technology Centres has a total value of **42 million euros**.

96 companies based at the Barcelona Science Park.

According to the sixth graduate employment study carried out by the Catalan University Quality Assurance Agency (AQU), the **employment rates** for UB graduates are **87.26%** of bachelor's degree holders, **88.44%** of master's degree holders and **90.67%** of PhD holders

24,201 published references to UB research papers
17 million visits to the UB website in 201

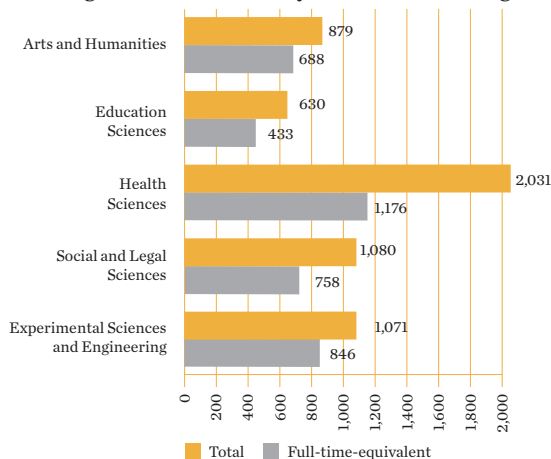
Teaching and research staff (PDI)

		% women
Total PDI	5,696	46.0
Professors	495	21.4
University school professors	17	64.7
Associate professors	1,107	43.7
University school associate professors	134	53.7
Non-statutory professors	17	5.8
Senior lecturers	484	48.6
Assistant lecturers	120	49.2
Permanent collaborating lecturers	90	65.6
Adjunct lecturers	2,226	51.0
Adjunct medical lecturers	650	46.9
Researchers	162	52.7
Emeritus professors	68	25.0
Other teaching staff ¹	126	41.3
Full-time-equivalent PDI	3,905	45.8
PDI with permanent affiliation²	2,344	41.3

¹ This includes visiting lecturers, emeritus professors on the early retirement programme, and lecturers on temporary assignment to the ICE

² This includes professors, senior lecturers, permanent collaborating lecturers and non-statutory professors

Teaching and research staff by branch or knowledge



Administrative and service staff (PAS)

		% women
Total PAS	2,288	64.8
Statutory PAS	1,005	81.0
Non-statutory PAS	1,283	52.1
PAS:PDI ratio	0.40	
PAS:FTE PDI ratio	0.59	

Services

Library	
Libraries	16
Monographs	1,696,322
Journals and periodicals	76,713
Total loans	597,186
Reading desks	6,293
UB Sports users	4,353
Grant-holders in UB services and faculties	768
Job Club participants	818
UB Alumni members	6,318
Participants in UB Volunteering programmes	1,191

Cultural activities

Participants in guided tours of the Historic Building	4,448
Concerts in the Season of Music at the UB	18
Temporary exhibitions in the Virtual Museum	18

Budget

Income (thousands of euros)	370,670
Chap. 3 Fees and other income	125,166
Chap. 4 Current transfers	228,775
Chap. 5 Additions to capital	9,896
Chap. 7 Capital transfers	6,833
Expenditure (thousands of euros)	370,670
Chap. 1 Staff costs	271,763
Chap. 2 Acq. goods and services	68,404
Chap. 3 Financial costs	3,085
Chap. 4 Current transfers	7,913
Chap. 6 Real investments	15,736
Chap. 9 Financial liabilities	3,769

Course offerings

- 73 bachelor's degrees
- 10 dual study pathways
- 153 university master's degrees
- 48 doctoral programmes
- 235 specialization/postgraduate diplomas
- 349 master's degree courses
- 145 expert courses
- 125 advanced university courses
- 64 university extension courses
- 597 lifelong learning courses (IL3)
 - 1 UB-specific degree
- 11 bachelor's degrees and 8 university master's degrees taught at **affiliated centres**
- 7 university master's degrees and 2 **Erasmus Mundus** doctoral programmes



For the **academic year 2018–2019**, a total of **74** bachelor's degrees, **12** dual study pathways, **157** university master's degrees and **48** doctoral programmes have been approved

For the **academic year 2018–2019**, 14,701 students have chosen the UB as their **first option**. This figure represents 31.31% of first-choice applications in the Catalan public university system. With 11,128 places offered, this puts the **demand ratio** for places at the UB at 1.3

Students

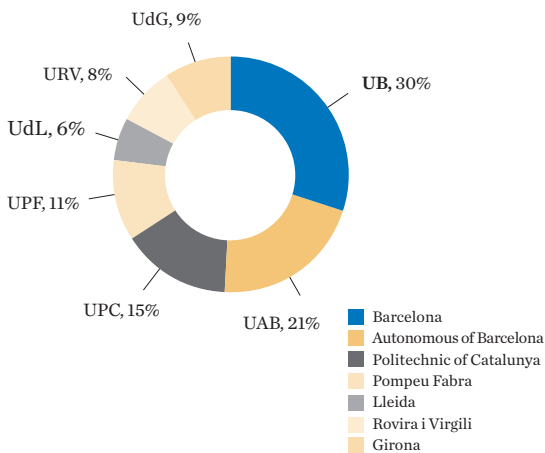
- 42,377 bachelor's degree students
- 5,662 university master's degree students
- 4,714 doctoral students
- 10,242¹ postgraduate students

¹ Provisional data

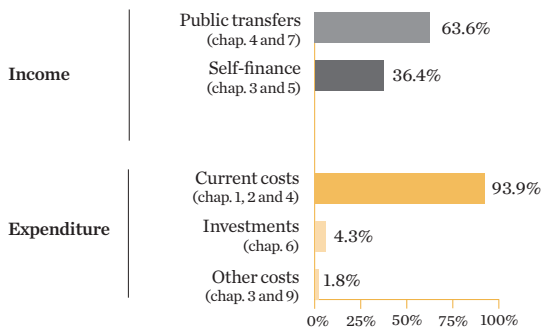
10,438 bachelor's degree and university master's degree **graduates** and **1,158** doctoral theses submitted in the academic year 2016–2017

- 16 faculties
- 60 departments and 1 training and research section
- 662,774 sq m of constructed area
- 16 libraries
- 9 affiliated centres
- 5,696 teaching and research staff
- 2,288 administrative and service staff

Bachelor's degree students at Catalan public campus universities



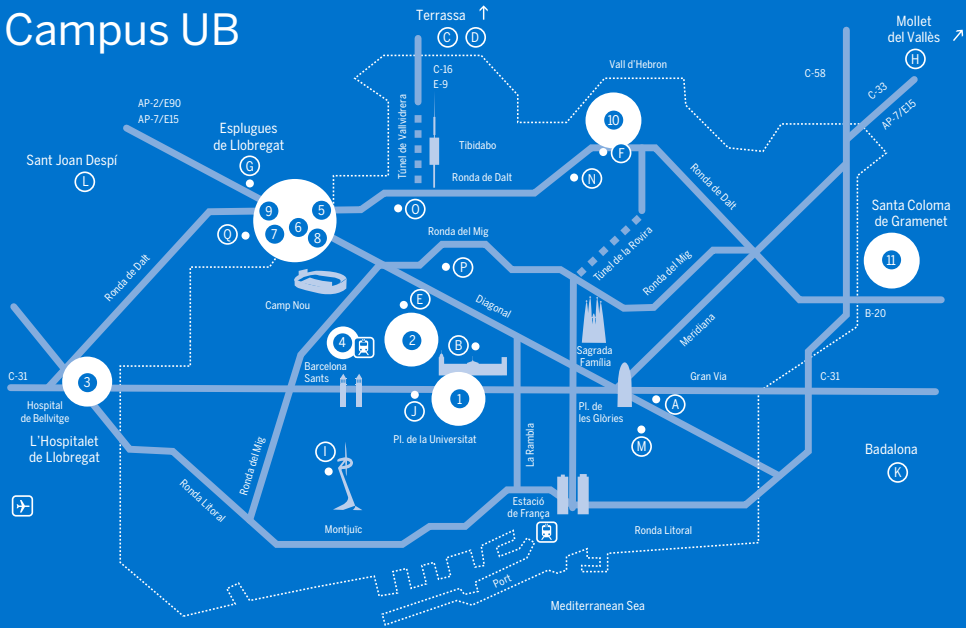
Budget



370,669,900 euros budgeted
88,325,905 euros secured for research and technology transfer

Some of the figures in this document are subject to final confirmation. Figures for the academic year 2017-2018.

Campus UB



1 Humanities Campus

- Rector's Office, General Manager's Office and general services
- Faculty of Philology
- Faculty of Philosophy
- Faculty of Geography and History
- Faculty of Mathematics and Computer Science

2 Medicine Campus Clinic August Pi i Sunyer

- Faculty of Medicine and Health Sciences
- Hospital Clinic of Barcelona
- Hall of Residence Ramon Llull

3 Bellvitge Health Sciences Campus

- Faculty of Medicine and Health Sciences
- University Hospital of Bellvitge

4 Faculty of Library and Information Science

Barcelona Knowledge Gateway Campus

- Faculty of Economics and Business
- Faculty of Law

- 5 ■ Faculty of Economics and Business
- 6 ■ Faculty of Biology
- Faculty of Chemistry
- Faculty of Earth Science
- Faculty of Fine Arts
- Faculty of Pharmacy and Food Science
- Faculty of Physics

- 7 ■ Barcelona Science Park
- 8 ■ Penyafort-Montserrat Hall of Residence
- 9 ■ Sports UB

10 Mundet Campus

- Faculty of Education
- Faculty of Psychology
- Institute of Education Sciences

11 Food and Nutrition Torribera Campus

- Faculty of Pharmacy and Food Science

A Humanities and Social Sciences Park

B School of New Interactive Technologies (ENTI)

C School of Cinema and Audiovisual Studies of Catalonia (ESCAC)

D School of Trade and Distribution (ESCODI)

E School of Public Relations (ESRP)

F CETT University School of Hotel Management

G Sant Joan de Déu University School of Nursing

H Institute of Public Safety of Catalonia (ISPC)

I National Institute of Physical Education of Catalonia (INEFC)

J Area of Further Training (AFC) School of Modern Languages (EIM)

K El Carme Cultural Centre Area of Further Training (EIM)

L Torre de la Creu Area of Further Training (EIM)

M Institute for Lifelong Learning (IL3-UB)

N Center for International Historical Studies (CEHI)

O Finca Pedro Pons

■ CEI International Affairs

■ Ombuds Officer

■ Doctors' Senate

P Sant Jordi Hall of Residence

Q Student Support Service (SAE)



UNIVERSITAT DE
BARCELONA

Gran Via de les Corts Catalanes, 585
08007 Barcelona
Tel.: 934 021 100
www.ub.edu