

The University of Barcelona in figures

October 2020



UNIVERSITAT DE
BARCELONA



UNIVERSITAT DE BARCELONA

Since it was founded in 1450, the University of Barcelona has worked tirelessly in the pursuit of academic and research excellence, and today it is looked to as a national and international leader in education, science and knowledge.

This status is reflected in the UB's position in the most prestigious European and international rankings: it is the only Spanish member of the League of European Research Universities and is the most innovative university in Spain according to the Reuters Top 100: The World's Most Innovative Universities, in which it is placed 75th worldwide. The 2019 edition of the Europe Teaching Rankings included in *Times Higher Education* placed the University of Barcelona 29th in Europe, and it continues to be among the top 200 universities in the world, according to the Academic Ranking of World Universities, the QS World University Rankings and the Clarivate Analytics Round University Ranking.

This academic year will unquestionably be defined by the COVID-19 pandemic, which forced the abrupt and unprecedented closure of the University and has obliged us to move practically all aspects of our work online. Nevertheless, thanks to the efforts of the entire university community we have been able to bring the year to a satisfactory close.

Over the last few months the University has again demonstrated its value to society, making decisive contributions to research and innovation initiatives targeting COVID-19. The UB's teaching staff have continued to work with the media, lending expertise and academic rigour to information on the pandemic and its impact across different settings. At this time of crisis, the University of Barcelona stands

firm in meeting its responsibilities to all sectors of society and will continue in its endeavours, despite the complexities of our new reality.

On the pages that follow, then, you will find the figures that reflect the most noteworthy academic, research, transfer and internationalization activities carried out over the course of the academic year 2019-2020, together with key data pertaining to UB structures, activities and services.



Joan Elias
Rector

Course offerings

- 73 bachelor's degrees
- 13 dual study pathways
- 157 university master's degrees
- 48 doctoral programmes
- 223 specialization/postgraduate diplomas
- 375 master's degree courses
- 142 expert courses
- 86 advanced university courses
- 76 university extension courses
- 616 lifelong learning courses (IL3)
 - 1 UB-specific degree
- 12 bachelor's degrees and 11 university master's degrees taught at **UB-affiliated centres**
- 6 university master's degrees and 2 **Erasmus Mundus** doctoral programmes

For the **academic year 2020-2021**, a total of **73** bachelor's degrees, **15** dual study pathways, **162** university master's degrees and **48** doctoral programmes have been approved.

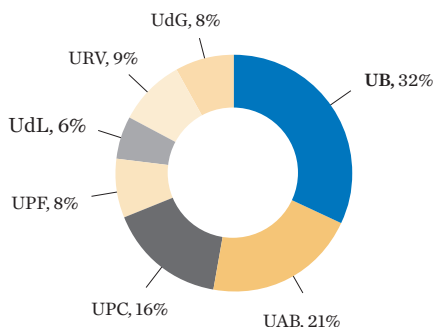
Students

- 41,750 bachelor's degree students
- 5,337 university master's degree students
- 4,582 trainee researchers
- 8,894¹ postgraduate students

¹ Provisional data.

10,740 bachelor's and university master's degree graduates and **599** doctoral theses read in 2018-2019.

Bachelor's degree students at Catalan public campus universities



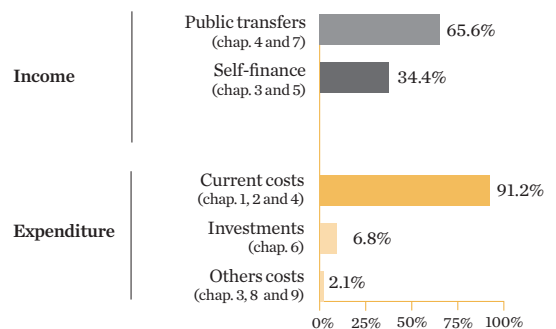
- University of Barcelona
- University of Lleida
- Autonomous University of Barcelona
- Rovira i Virgili University
- Polytechnic University of Catalonia
- University of Girona
- Pompeu Fabra University

The UB's **actions and collaborative initiatives** with the Catalan Ministry of Health in the context of the **COVID-19** health crisis include the transfer of **6 mechanical ventilators** and **1 defibrillator**, the donation of **33,874 face masks**, **5,385 litres of disinfectant** and other healthcare materials, the production of **1,086 3D-printed protective visors** and the development of **3 new models of emergency respirator**.

For the **academic year 2020-2021**, 17,548 students have chosen the UB as their **first option**. This figure represents 31% of first-choice applications in the Catalan public university system. With 10,913 places offered, this puts the **demand ratio for places** at the UB at 1.6.

- 16 faculties
- 60 departments and 1 training and research unit
- 682,107 sq m of constructed area
- 16 libraries
- 10 affiliated centres
- 5,825 teachers and researchers
- 2,409 administrative and service staff

Budget 2020



Total budget of **408,191,474** euros.

144,634,109 euros secured for research and technology transfer.

Some of the figures in this document are subject to final confirmation. Figures for the academic year 2019-2020.

The **Connecta UB** grant programme, with a total allocation of 110,000 euros, helped supply laptops and/or internet connections to 319 vulnerable students during the lockdown period declared in response to the **COVID-19** health crisis.

1,028 students of the bachelor's degrees in Medicine and Nursing offered their services to the Catalan Ministry of Health as volunteers during the **COVID-19** health crisis.

Students

	2017-2018	2018-2019	2019-2020	% women
New bachelor's degree students	10,364	10,319	10,255	64.3
Bachelor's degree students	42,377	42,165	41,750	63.4
Full-time-equivalent bachelor's degree students	36,597	36,634	36,330	64.1
Bachelor's degree graduates	7,053	7,210	nd	66.0
New university master's degree students	3,690	3,864	3,583	63.2
University master's degree students	5,370	5,635	5,337	62.6
Full-time-equivalent master's degree students	4,183	4,058	3,966	62.8
University master's degree graduates	3,273	3,530	nd	62.5
Bachelor's and university master's degree students (distance) ¹	1,416	1,631	1,577	57.0
Students at UB-affiliated centres (bachelor's and university master's degrees)	4,764	4,755	4,692	52.2
Students in UB-specific master's degrees, specialization/postgraduate courses and expert courses	9,437	9,167	7,977 ²	73.9
University extension students	1,146	948	917 ²	54.2
Lifelong learning students (IL3)	18,906	15,431	13,978	59.0
Students in non-curricular placements	3,248	3,293	nd	—

¹ Through UNIBA, a UB-affiliated centres.

² Provisional data.

Further training

		% women
School of Modern Languages	3,354	62.4
Hispanic Studies	1,582	62.0
University of Experience	1,512	59.2
Els Juliols summer courses ¹	—	—
Gaudir UB courses	2,553	64.0

¹ Els Juliols courses have been suspended due to the COVID-19 health crisis.

Other students

		% women
Language Services: Catalan courses	1,101 ¹	64.6
Institute of Professional Development (IDP-ICE)	8,545	67.9
Courses for Senior Citizens	4,075	76.0

¹ Provisional data.

Teaching improvement and innovation

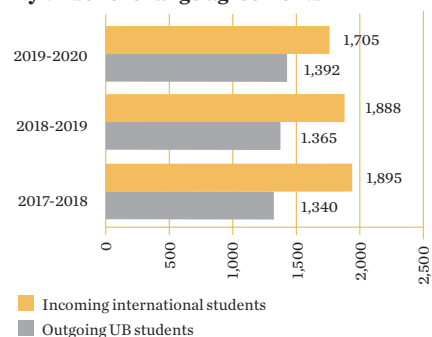
Teaching innovation

Consolidated teaching innovation groups	79
Teaching innovation groups	24
Active teaching innovation projects	101

% PDI involved in training activities at the IDP-ICE 78.5

Massive open online courses (MOOC) 12

Mobility under exchange agreements



Internationalization

Agreements with universities and other institutions outside Spain	3,754
Active Erasmus+ programmes	68
Student nationalities	137 ¹
International students	10,440 ¹
International teaching and research staff	307

¹ Provisional data.

The UB has **agreements with 116 of the top 200 universities in the world**, as ranked by *Time Higher Education*.

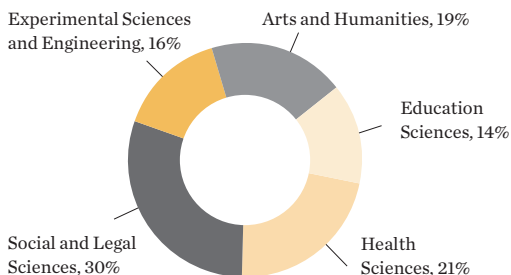
Faculties

Faculties	Bachelor's degrees					University master's degrees				PDI
	Course offerings ¹	New students	Total students	Full-time-equivalent students	Graduates (2018-2019)	Course offerings	New students	Total students	Graduates (2018-2019)	
Faculties	61	10,255	41,750	36,330	7,210	146	3,583	5,337	3,530	5,825
Biology	6	547	2,118	1,903	394	15	340	393	315	356
Chemistry	3	353	1,546	1,316	251	8	154	199	160	249
Earth Sciences	2	128	436	387	80	4	44	64	47	90
Economics and Business	5	1,592	6,802	5,907	1,014	16	361	589	332	603
Education	5	1,440	5,902	5,132	1,237	13	705	860	934	610
Fine Arts	3	410	1,476	1,310	306	5	83	121	44	205
Geography and History	5	688	2,730	2,204	428	13	320	602	253	281
Information and Audiovisual Media	2	171	600	465	96	4	58	92	25	72
Law	6	1,361	5,212	4,455	878	12	301	585	277	411
Mathematics and Computer Science	2	258	1,167	853	116	3	41	60	34	111
Medicine and Health Sciences	6	982	4,380	4,217	846	12	332	479	367	1,528
Pharmacy and Food Sciences	3	544	2,563	2,364	438	7	157	170	160	349
Philology and Communication	11	816	2,854	2,527	465	9	155	281	150	320
Philosophy	1	207	686	544	70	6	114	181	76	71
Physics	2	263	1,183	934	190	10	169	262	141	259
Psychology	1	495	2,095	1,811	401	9	249	399	215	310
% women	—	64.3	63.4	64.1	66.0	—	63.2	62.6	62.5	47.1
UB-affiliated centres²	12	1,160	4,455	4,150	781	11	929	1,814	809	525

¹ Includes the UB-specific degree in Private Investigation, taught at the Faculty of Law, and the bachelor's degree in Biomedical Sciences, taught at the Faculty of Biology and the Faculty of Medicine and Health Sciences.

² Includes students at UNIBA, a UB-affiliated centre.

Bachelor's and university master's degree students by branch of knowledge



Students were broadly positive about the **new tools** incorporated into the **Virtual Campus** during the **COVID-19** health crisis, giving them an approval rating of 6.6. Doctoral students welcomed the possibility of submitting their **thesis online**, giving the measure an approval rating of 7.5



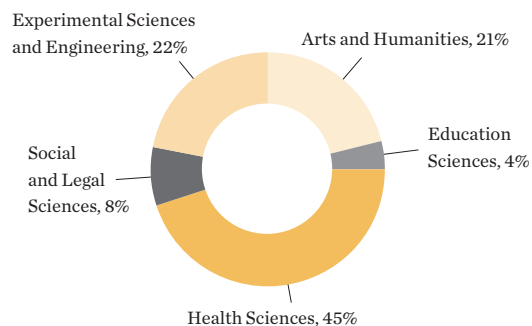
Research and technology transfer

	2017	2018	2019
Research funding secured through competitive and non-competitive channels (thousands of euros)	88,326	134,448	144,634
Research projects	15,399 ¹	32,712	37,058
Complementary actions	376	85	146
Grants for human resources	11,977	12,378	16,519
Other grants	4,443	10,273	5,152
Infrastructure projects	–	192	851
Research agreements	522	759	1,056
Bosch i Gimpera Foundations (FBG) research contracts and other research contracts	10,748	13,658	10,944
Services provided by the Science and Technology Centres to other institutions	3,373	3,445	2,921
Funding secured by UB researchers at institutions with UB participation ²	41,487	60,947	69,987

¹ Without Ministry of Economy, Industry and Competitiveness funding call.

² August Pi i Sunyer Biomedical Research Institute (IDIBAPS), Bellvitge Biomedical Research Institute (IDIBELL), Institute for Bioengineering of Catalonia (IBEC), Catalonia Institute for Energy Research (IREC), Institute for Research in Biomedicine (IRB), Centre for Ecological Research and Forestry Applications (CREAF), Institute of Space Studies of Catalonia (IEEC), Barcelona Institute for Global Health (ISGlobal) and Centre for Research in Agricultural Genomics (CRAG).

Doctoral theses read by branch of knowledge



	2017	2018	2019
Trainee researchers	4,714	4,690	4,582
Projects as part of industrial doctorate programmes	12	18	13
Doctoral theses read	461	599	544 ¹
Scientific publications (WoS)	5,714	5,707	6,305

¹ Provisional data.

Research structures

UB research institutes	15
University research institute	2
Research centres	5
Research institutes with UB participation	10
Interuniversity institutes	5
UB observatories	11
Observatories with UB participation	2
Documentation centres	3

Research

Active research projects	932
Horizon 2020 projects	61
Projects awarded by the European Research Council	3
Consolidated research groups (as recognized by the Government of Catalonia)	249

Knowledge and technology transfer

FBG contracts	826
License agreements	12
New technology-based spin-offs	2
Patent applications	113
Invention disclosures	55

Staff

Ratio of research-integrated teaching and research staff to FTE PDI ¹	74.79
Research-integrated teaching and research staff	2,257
Senior researchers ²	86
Junior researchers ³	36
Postdoctoral researchers	71
Trainee predoctoral researchers	575
Research technicians and assistants	448
FBG researchers	412
FBG research technicians and assistants	160

¹ Full-time-equivalent teaching and research staff (contract hours).

² Includes ICREA and Ramón y Cajal researcher.

³ Includes Beatriu de Pinós, Juan de la Cierva and other researchers.

The **scientific equipment** owned by the UB's Science and Technology Centres has a total value of **42 million euros**.
114 companies based at the Barcelona Science Park.

64% of UB students consider that the UB managed the COVID-19 health crisis correctly.

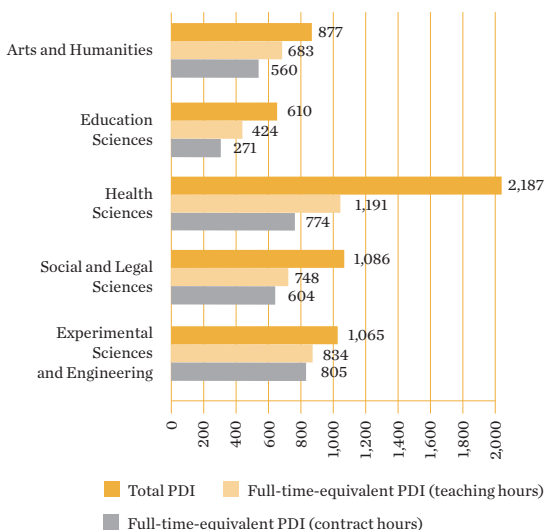
Teaching and research staff (PDI)

		% women
Total PDI	5,825	47.1
University professors	472	26.3
University school professors	13	61.5
Senior lecturers	884	42.9
University school senior lecturers	93	51.6
Non-statutory professors	44	34.1
Senior lecturers	594	50.8
Assistant lecturers	169	48.5
Collaborating lecturers on an open-ended contract	64	64.1
Adjunct lecturers	2,379	51.0
Adjunct medical lecturers	864	50.7
Researchers	159	41.5
Emeritus professors	59	15.3
Other ¹	31	54.8
PDI with permanent affiliation²	2,164	42.4
Full-time-equivalent PDI (teaching hours)	3,878.9	46.8
Full-time-equivalent PDI (contract hours)	3,013.9	45.5

¹ This includes visiting lecturers and emeritus professors on the early retirement programme.

² This includes full professors, senior lecturers, collaborating lecturers on an open-ended contract and non-statutory professors.

Teaching and research staff by branch of knowledge



Administrative and service staff (PAS)

		% women
Total PAS	2,409	64.1
Publicly-contracted PAS	1,066	79.2
University-contracted PAS	1,343	52.1
Ratio of PAS to PDI	0.41	
Ratio of PAS to FTEI PDI	0.62	

Services

CRAI-Library	
Libraries	16
Books and e-books	1,862,644
Journals and e-journals	76,964
Loans	534,826
Reading desks	6,467
UB Sports users	
	5,659
Grant holders in UB services and faculties	
	794
Job Club participants	
	1,131
UB Alumni members	
	7,834
Participants in UB Volunteering programmes	
	1,248

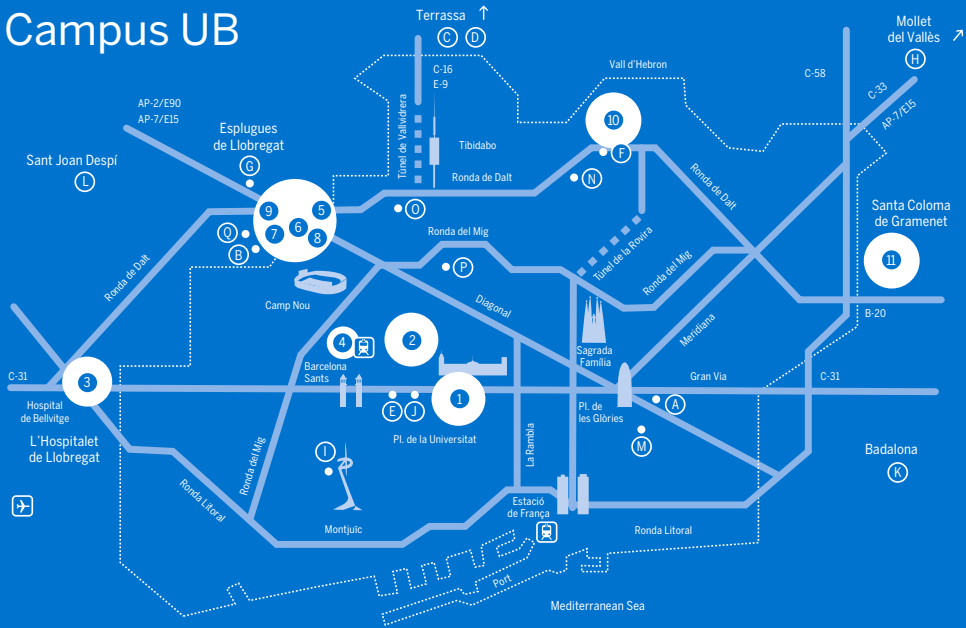
Cultural activities

Participants in guided tours of the Historic Building	
	1,653
Concerts in the Season of Music at the UB	
	18
Temporary exhibitions in the Virtual Museum	
	13

Budget

Income (thousands of euros)	408,192
Chap. 3 Fees and other income	122,717
Chap. 4 Current transfers	251,238
Chap. 5 Additions to capital	17,678
Chap. 7 Capital transfers	16,558
Expenditure (thousands of euros)	408,192
Chap. 1 Staff costs	292,751
Chap. 2 Acquisition of goods and services	71,498
Chap. 3 Financial costs	2,534
Chap. 4 Current transfers	7,866
Chap. 6 Real investments	27,703
Chap. 8 Financial assets	1,775
Chap. 9 Financial liabilities	4,065

Campus UB



1 Humanities Campus

- Rector's Office, General Manager's Office and general services
- Faculty of Philology and Communication
- Faculty of Philosophy
- Faculty of Geography and History
- Faculty of Mathematics and Computer Science

2 Medicine Campus Clinic August Pi i Sunyer

- Faculty of Medicine and Health Sciences
- Hospital Clinic of Barcelona
- Hall of Residence Ramon Llull

3 Bellvitge Health Sciences Campus

- Faculty of Medicine and Health Sciences
- University Hospital of Bellvitge

4 Faculty of Information Science and Audiovisual Media

5 Barcelona Knowledge Gateway Campus

- Faculty of Economics and Business
- Faculty of Law

6

- Faculty of Biology
- Faculty of Chemistry
- Faculty of Earth Science
- Faculty of Fine Arts
- Faculty of Pharmacy and Food Science
- Faculty of Physics

7

- Barcelona Science Park

8

- Penyafort-Montserrat Hall of Residence
- Aleu University Residence

9

- Sports UB

10 Mundet Campus

- Faculty of Education
- Faculty of Psychology
- Institute for Professional Development (IDP-ICE)

11 Food and Nutrition Torribera Campus

- Faculty of Pharmacy and Food Science

- A** ■ Humanities and Social Sciences Park
- B** ■ School of New Interactive Technologies (ENTI)
- C** ■ School of Cinema and Audiovisual Studies of Catalonia (ESCAC)
- D** ■ School of Trade and Distribution (ESCODI)
- E** ■ School of Public Relations (ESRP)
- F** ■ Barcelona School of Tourism, Hospitality and Gastronomy (CETT-UB)
- G** ■ Sant Joan de Déu Teaching Campus
- H** ■ Institute of Public Safety of Catalonia (ISPC)
- I** ■ National Institute of Physical Education of Catalonia (INEFC)
- J** ■ School of Modern Languages (EIM)
- K** ■ El Carme Cultural Centre
- L** ■ Torre de la Creu
- M** ■ Institute for Lifelong Learning (IL3-UB)
- N** ■ Center for International Historical Studies (CEHI)
- O** ■ Finca Pedro Pons
- CEI International Affairs
- Ombuds Officer
- Doctors' Senate
- P** ■ Sant Jordi Hall of Residence
- Q** ■ Student Support Service (SAE)



Gran Via de les Corts Catalanes, 585
08007 Barcelona
Tel.: 934 021 100
www.ub.edu

Member of
**LE
RU**

Founder of
CHARM-EU

International
excellence
hir

