

# The University of Barcelona in figures

October 2022



EDIFICI  
HISTÒRIC



UNIVERSITAT DE  
BARCELONA





## UNIVERSITAT DE BARCELONA

The University of Barcelona (UB) is a benchmark institution for teaching, scientific inquiry and knowledge creation in Spain and abroad, and its academic and research activities are grounded in the concepts of quality and innovation. The UB's commitment to good governance and ethical conduct has been reinforced this year with the approval of a code of conduct for managers and senior managers at the institution and with the rollout of the ethics mailbox on institutional integrity.

The UB's expansive academic offering, which covers all branches of knowledge, attracts more than 60,000 students a year. In the area of research, the UB continues to post excellent results, including more than 190 million euros in research funding secured and a total of 7,876 scientific publications.

The UB's leadership is recognized by a host of external institutions: it ranks as one of the top 200 universities in the world according to the most influential international rankings and, since 2010, it is the only university in Spain that is a member of the prestigious League of European Research Institutions (LERU). The UB's leadership is also reflected in the expansion of the CHARM-EU strategic alliance, which is headed by the UB.

The UB, in accordance with the Sustainable Development Goals (SDGs) and Agenda 2030, is firmly committed to sustainability, understood in the broadest sense. Indeed, the UB's commitment drives action, for example by engaging in ecologically responsible conduct and by showing respect for different gender identities through the creation of appropriate instruments, such as a new protocol for preventing, detecting and taking action on situations of sexual harassment or harassment on

the grounds of sex, gender identity or sexual orientation, or any other sexist or anti-LGBTQIA+ conduct.

Founded in 1450, the UB is delighted to celebrate the sesquicentenary of its iconic Historic Building in the academic year 2022-2023. Designed by the architect Elies Rogent, the Historic Building marked the decisive return of the UB to the city of Barcelona, where it now stands as a major symbol of the Catalan capital.

On the pages that follow, you will find figures that reflect the most noteworthy academic, research, transfer and internationalization activities carried out over the course of the academic year 2021-2022, together with key data on UB structures, activities and services.



Joan Guàrdia Olmos  
Rector

## COURSE OFFERING

- 72 bachelor's degrees
- 15 dual study pathways
- 170 university master's degrees
- 46 doctoral programmes
- 187 specialization/postgraduate diplomas
- 337 master's degree courses
- 118 expert courses
- 83 advanced university courses
- 83 university extension courses
- 741 lifelong learning courses (IL3)
- 1 UB-specific degree
- 11 bachelor's degrees and 14 university master's degrees taught at **affiliated centres**
- 10 **Erasmus Mundus** master's degrees



● ● ● For the **academic year 2022-2023**, a total of **73** bachelor's degrees, **16** dual study pathways, **173** university master's degrees and **46** doctoral programmes have been approved.

● ● ● For the **academic year 2022-2023**, 18,802 students have chosen the UB as their **first option**. This figure represents **32.7%** of first-choice applications in the Catalan public university system. With 10,960 places offered, this puts the **demand ratio** for places at the UB at 1.7.

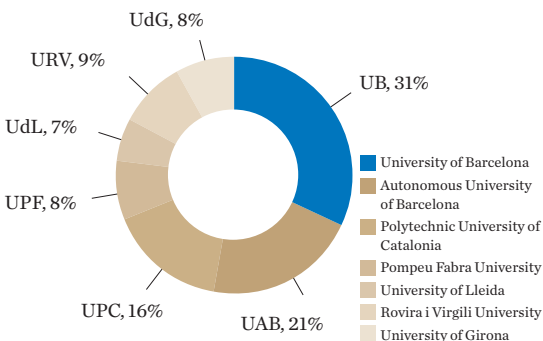
## STUDENTS

- 41,540 bachelor's degree students
- 5,318 university master's degree students
- 5,007 trainee researchers
- 10,189<sup>1</sup> postgraduate students

<sup>1</sup> Provisional data.

- 16 faculties
- 60 departments and 1 training and research unit
- 16 libraries
- 10 affiliated centres
- 665,777 sq m of constructed area
- 443,651,220 euros budgeted
- 6,119 teaching and research staff
- 2,461 administrative and service staff

## BACHELOR'S DEGREE STUDENTS IN THE CATALAN PUBLIC UNIVERSITY SYSTEM



● ● ● **191,918,183 euros** secured for **research and technology transfer** in the 2021, a 37% more than the past year.

Figures for the academic year 2021-2022. Some of the figures in this document are subject to final confirmation.

● ● ● The 2021-2022 edition of the CHARM-EU master's degree in **Global Challenges for Sustainability** was taught to 69 students from 16 countries.

● ● ● According to the seventh **graduate employment study** carried out by AQU Catalunya, **87.3%** of the UB's bachelor's degree graduates **find work within one year**, rising to **90.2%** in the case of master's degree graduates.

## STUDENTS

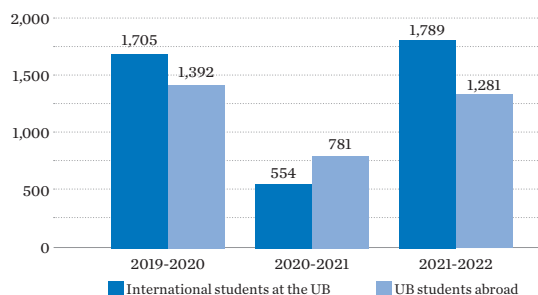
	2019-2020	2020-2021	2021-2022	% women
New bachelor's degree students	10,255	10,052	10,091	65.2
Bachelor's degree students	41,750	41,540	41,534	63.9
Full-time-equivalent students in bachelor's and pre-EHEA degrees	36,330	36,141	36,342	65.0
Bachelor's degree graduates	7,504	7,319	na <sup>2</sup>	na <sup>2</sup>
Incoming university master's degree students	3,583	2,957	3,650	62.0
University master's degree students	5,337	4,776	5,318	62.8
Full-time-equivalent master's degree students	3,966	3,408	4,026	62.1
University master's degree graduates	3,052	2,742	na <sup>2</sup>	na <sup>2</sup>
Distance bachelor's and master's degrees students <sup>1</sup>	1,577	1,422	768	37.2
Students at UB-affiliated centres (bachelor's and university master's degrees)	4,692	4,579	4,499	54.2
Students enrolled in UB-specific master's degrees, specialization/postgraduate courses and expert courses	8,522	9,179	9,523 <sup>3</sup>	73.2
University extension courses	928	12,193	666 <sup>3</sup>	57.2
Lifelong learning students (IL3)	13,978	17,674	14,998	60.0
Students in non-curricular placements	3,011	3,203	na <sup>2</sup>	na <sup>2</sup>

<sup>1</sup>Through UNIBA, a UB-affiliated centre. <sup>2</sup> Figures not available. <sup>3</sup> Provisional data.

## FURTHER TRAINING

		% women
School of Modern Languages	2,861	64.8
Institute of Hispanic Studies	1,352	63.9
University of Experience	1,321	60.0
Els Juliols summer courses	569	70.5
Gaudir UB courses	2,898	65.0

## STUDENT EXCHANGES IN THE FRAMEWORK OF MOBILITY PROGRAMMES



## OTHER STUDENTS

		% women
Language Services	1,061	64.0
Institute of Development Professional (IDP-ICE)	12,164	67.8
Courses for Senior Citizens	3,200	75.0

## INTERNATIONALIZATION

Agreements with universities and other institutions	2,171
Active Erasmus+ projects	72
Student nationalities	131 <sup>1</sup>
International students	10,626 <sup>1</sup>
International teaching and research staff	378

<sup>1</sup> Provisional data.

## TEACHING IMPROVEMENT AND INNOVATION

Consolidated teaching innovation groups	97
Non-consolidated teaching innovation groups	15
Active teaching innovation projects	96
UB's members involved in teaching innovation projects	724
% PDI trained at the IDP-ICE	90.7

● ● ● The University of Barcelona is among the **200 leading universities** in the world according to the **Academic Ranking of World Universities (ARWU) 2022**.

## FACULTIES

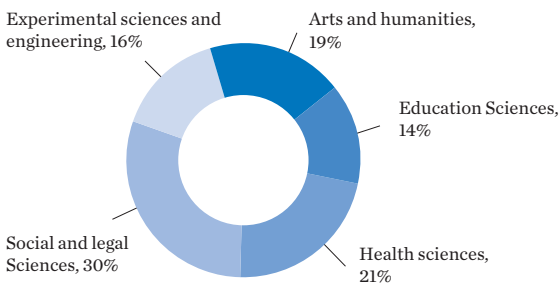
Faculties	Bachelor's degrees					University master's degrees <sup>2</sup>				PDI
	Courses offered <sup>1</sup>	New students	Total students	Full-time-equivalent students	Graduates (2020-2021)	Courses offered	New students	Total students	Graduates (2020-2021)	Teaching and research staff (PDI)
<b>Faculties</b>	<b>61</b>	<b>10,091</b>	<b>41,534</b>	<b>36,342</b>	<b>7,319</b>	<b>156</b>	<b>3,650</b>	<b>5,318</b>	<b>2,742</b>	<b>6,119</b>
Biology	6	553	2,074	1,892	456	16	356	420	298	391
Chemistry	3	348	1,486	1,251	270	11	195	254	132	251
Earth Sciences	2	124	433	391	63	3	38	58	32	95
Economics and Business	5	1,596	6,797	5,981	1,096	18	358	563	265	621
Education	5	1,404	5,630	4,967	1,257	14	666	816	550	644
Fine Arts	3	418	1,499	1,321	253	5	66	96	41	216
Geography and History	5	738	2,740	2,225	432	12	293	592	209	288
Information and Audiovisual Media	2	151	602	474	99	5	73	104	40	79
Law	6	1,279	5,276	4,506	865	12	275	503	253	426
Mathematics and Computer Science	2	239	1,209	869	165	3	33	51	35	114
Medicine and Health Sciences	6	947	4,337	4,180	859	12	344	457	252	1,647
Pharmacy and Food Sciences	3	537	2,542	2,341	437	7	174	194	145	367
Philology and Communication	11	828	2,872	2,589	451	9	196	312	92	324
Philosophy	1	201	720	579	88	6	85	136	53	69
Physics	2	249	1,179	933	174	13	195	272	149	272
Psychology	1	479	2,138	1,843	354	9	234	421	196	315
<b>% women</b>	-	<b>65.2</b>	<b>63.9</b>	<b>65.0</b>	<b>65.6</b>	-	<b>62.0</b>	<b>62.8</b>	<b>62.0</b>	<b>48.3</b>
<b>UB-affiliated centres<sup>3</sup></b>	<b>11</b>	<b>1,084</b>	<b>4,188</b>	<b>3,876</b>	<b>995</b>	<b>14</b>	<b>333</b>	<b>1,079</b>	<b>457</b>	<b>434</b>

<sup>1</sup> Includes the UB-specific degree in Private Investigation, taught at the Faculty of Law, and the bachelor's degree in Biomedical Sciences, taught at the faculties of Biology and of Medicine and Health Sciences.

<sup>2</sup> Includes the degree and students at CHARM-EU.

<sup>3</sup> Includes students at UNIBA, a UB-affiliated centre.

## BACHELOR'S DEGREE AND UNIVERSITY MASTER'S DEGREE STUDENTS, BY BRANCH OF KNOWLEDGE



●●● Average **ratings for teaching staff** are **7.66** among bachelor's degree students and **8.09** among university master's degree students.

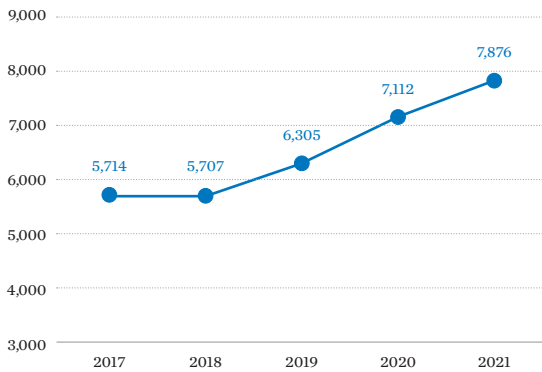


## RESEARCH FUNDING SECURED THROUGH COMPETITIVE AND NON-COMPETITIVE CHANNELS

	2019	2020	2021
<b>Total funding</b> (thousands of euros)	<b>144,634</b>	<b>139,837</b>	<b>191,918</b>
Research projects	37,058	38,800	47,551
Complementary actions	146	126	54
Human resources grants	16,519	12,822	26,730
Other grants	5,152	6,282	4,586
Infrastructure	851	—	20,177
Research agreements	1,056	772	1,346
FBG and other research contracts	10,944	10,945	10,653
Services provided by Science and Technology Centres to other institutions	2,921	2,626	2,890
Funding secured by UB researchers at institutions with UB participation <sup>1</sup>	69,987	67,464	77,931

<sup>1</sup> August Pi i Sunyer Biomedical Research Institute (IDIBAPS), Bellvitge Biomedical Research Institute (IDIBELL), Institute for Bioengineering of Catalonia (IBEC), Catalonia Institute for Energy Research (IREC), Institute for Research in Biomedicine (IRB), Centre for Ecological Research and Forestry Applications (CREAF), Institute of Space Studies of Catalonia (IEEC), Barcelona Institute for Global Health (ISGlobal), Barcelona Institute of Economics (IEB), Josep Carreras Leukaemia Research Institute (IJC) and Sant Joan de Déu Research Institute (IRSJD).

## SCIENTIFIC PUBLICATIONS (WOS)



## RESEARCH

Active research projects	1,029
Horizon 2020 projects	22
European Research Council projects	3
Consolidated research groups	250

## TECHNOLOGY AND KNOWLEDGE TRANSFER

FBG contracts	697
License agreements	17
New technology-based spin-offs	2
Patent applications	104
Invention disclosures	43

## DOCTORAL STUDIES

	2019-20	2020-21	2021-22
Trainee researchers	4,708	4,816	5,007
% female trainee researchers	56.6	57.6	56.2
Projects in industrial doctorate programmes	13	14	17
Doctoral theses read	630	754	604 <sup>1</sup>

<sup>1</sup> Provisional data.

## RESEARCH STAFF

		% women
Ratio of PDI engaged in research / full-time-equivalent PDI	78.0	
Teaching staff engaged in research	2,399	44.0
Senior researchers <sup>1</sup>	120	38.3
Junior researchers <sup>2</sup>	51	45.1
Postdoctoral researchers	81	50.6
Trainee predoctoral researchers	621	50.1
Research assistants	490	55.7
FBG researchers	491	53.2
FBG research technicians/assistants	117	81.2

<sup>1</sup> Includes CIBER, ICREA, Ramón y Cajal and others.

<sup>2</sup> Includes SECTI, Beatriu de Pinós, Juan de la Cierva, and others.

## RESEARCH STRUCTURES

UB research institutes	16
University research institutes	2
Research centres	4
Inter-university research centres	1
Research institutes with UB participation	10
Inter-university institutes	5
UB Observatories	11
Observatories with UB participation	2
Documentation centres	3

●●● Through the Bosch i Gimpera Foundation (FBG), the UB oversaw **knowledge and technology transfer projects** with a total value of **24.31 million euros** in 2021.

●●● A total of **218 UB female researchers** feature in the ranking published by the Spanish National Research Council (CSIC) of the 5,000 female leading researchers in Spain, making the UB the foremost Catalan university in the ranking.

## TEACHING AND RESEARCH STAFF (PDI)

	% women	
<b>Total PDI</b>	<b>6,119</b>	<b>48.3</b>
Full professors	497	29.8
University school professors	8	62.5
Senior lecturers ( <i>titular</i> )	706	43.8
Senior university school lecturers	75	52.0
Non-statutory professors	101	32.7
Senior lecturers ( <i>agregat</i> )	684	51.6
Assistant lecturers	386	51.8
Collaborating lecturers on an open-ended contract	56	60.7
Adjunct lecturers	2,416	51.2
Adjunct medical lecturers	900	54.1
Researchers	202	43.1
Visiting lecturers	15	40.0
Emeritus professors	73	20.6
<b>PDI with permanent affiliation<sup>1</sup></b>	<b>2,127</b>	<b>43.3</b>
<b>Full-time-equivalent PDI (teaching hours)</b>	<b>4,059.6</b>	<b>47.9</b>
<b>Full-time-equivalent PDI (contract hours)</b>	<b>3,211.4</b>	<b>46.9</b>

<sup>1</sup> Includes statutory teaching staff (full professors and senior lecturers), collaborating lecturers on an open-ended contract and non-statutory professors.

## ADMINISTRATIVE AND SERVICE STAFF (PAS)

	% women	
<b>Total PAS</b>	<b>2,461</b>	<b>63.1</b>
Statutory PAS	1,085	77.5
Non-statutory PAS	1,376	51.8
<b>PAS/PDI ratio</b>	<b>0.40</b>	
<b>PAS/ Full-time-equivalent PDI ratio</b>	<b>0.61</b>	

## SERVICES

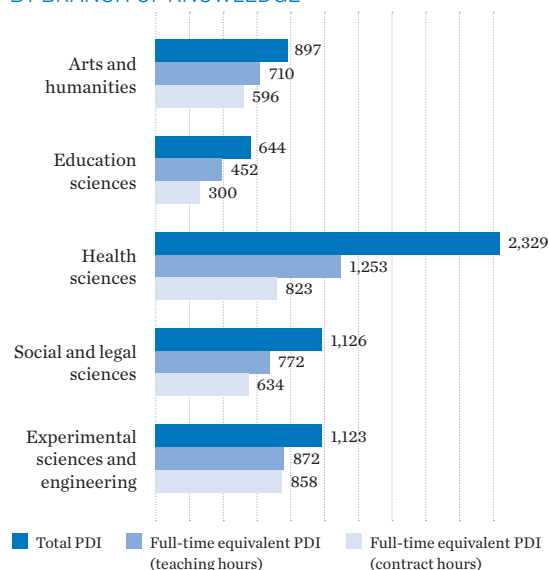
### CRAI Library

Libraries	16
Monographs and print journals	1,804,108
Audiovisual materials and digital resources	69,200
Total loans	312,505
Reading desks	6,624
UB Sports users	16,240
Grant holders in UB services and faculties	434
Participants in the UB Job Club	1,116
UB Alumni members	7,337
Direct beneficiaries of activities carried out by the UB Solidarity Foundation	7,822

## CULTURAL ACTIVITIES

Exhibitions in the Historic Building	7
Concerts at the Music Cycle	16
Collections in the UB's Virtual Museum	21

## TEACHING AND RESEARCH STAFF (PDI) BY BRANCH OF KNOWLEDGE

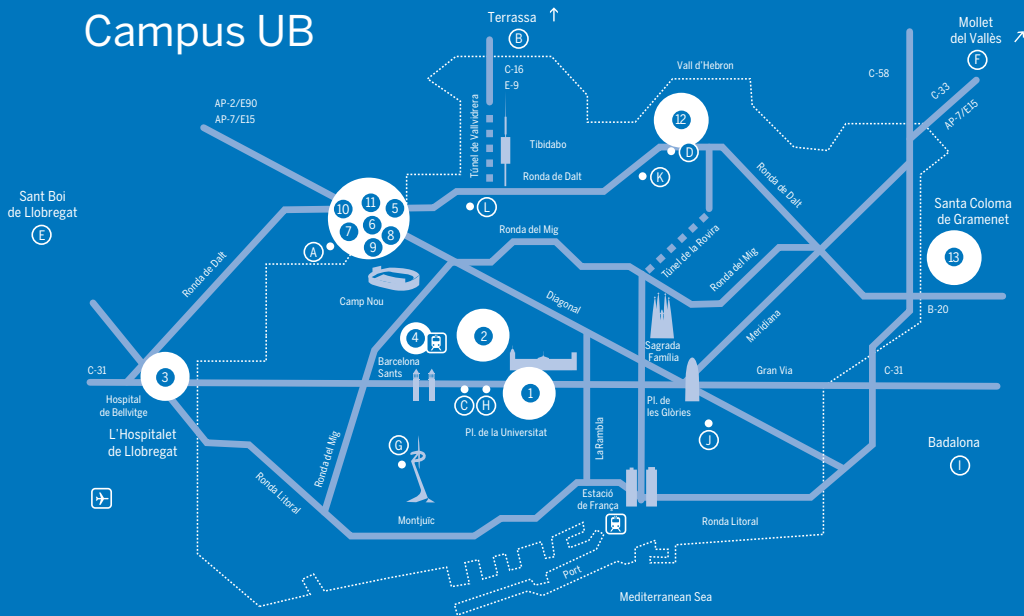


## BUDGET

<b>Income (thousands of euros)</b>	<b>443,651</b>
Chap. 3. Fees and other income	100,529
Chap. 4. Current transfers	291,900
Chap. 5. Revenue from assets	19,133
Chap. 7. Capital transfers	32,090
<b>Expenditure (thousands of euros)</b>	<b>443,651</b>
Chap. 1. Staff costs	308,632
Chap. 2. Acquisition of goods and services	80,144
Chap. 3. Financial expenses	1,971
Chap. 4. Current transfers	6,987
Chap. 6. Real investments	42,421
Chap. 9. Financial liabilities	3,495



# Campus UB



- 1** Humanities Campus
- Rector's Office, General Manager's Office and general services
  - Faculty of Philology and Communication
  - Faculty of Philosophy
  - Faculty of Geography and History
  - Faculty of Mathematics and Computer Science
  - Institute of Hispanic Studies

- 2** Medicine Campus Clinic August Pi i Sunyer
- Faculty of Medicine and Health Sciences
  - Hospital Clinic of Barcelona

- 3** Bellvitge Health Sciences Campus
- Faculty of Medicine and Health Sciences
  - University Hospital of Bellvitge

- 4** Faculty of Information Science and Audiovisual Media

- Barcelona Knowledge Gateway Campus
- 5** Faculty of Economics and Business
  - Faculty of Law
  - 6** Faculty of Biology
  - Faculty of Chemistry
  - Faculty of Earth Science
  - Faculty of Fine Arts
  - Faculty of Pharmacy and Food Science
  - Faculty of Physics
  - Science and Technology Centres
  - 7** Barcelona Science Park
  - 8** Penyafort-Montserrat Hall of Residence
  - Yugo Aleu University Residence
  - 9** Pavelló Rosa - General services
  - 10** Sports UB
  - 11** Student Support Service (SAE)

- 12** Mundet Campus
- Faculty of Education
  - Faculty of Psychology
  - Institute for Professional Development (DP-ICE)

- 13** Food and Nutrition Torribera Campus
- Faculty of Pharmacy and Food Science

- A** ■ School of New Interactive Technologies (ENTI)
- B** ■ School of Cinema and Audiovisual Studies of Catalonia (ESCAC)
- C** ■ School of Public Relations (ESRP)
- D** ■ Barcelona School of Tourism, Hospitality and Gastronomy (CETT-UB)
- E** ■ Sant Joan de Déu Teaching Campus
- F** ■ Institute of Public Safety of Catalonia (ISPC)
- G** ■ National Institute of Physical Education of Catalonia (INEFC)
- H** ■ School of Modern Languages (EIM)
- Doctoral School
- I** ■ El Carme Cultural Centre
- J** ■ Institute for Lifelong Learning (IL3-UB)
- K** ■ Center for International Historical Studies (CEHI)
- L** ■ Finca Pedro Pons
- CEI International Affairs
- Ombuds Officer
- Doctors' Senate

Gran Via de les Corts Catalanes, 585  
08007 Barcelona  
Tel.: 934 021 100  
www.ub.edu



UNIVERSITAT DE  
BARCELONA

Member of



Founder of



International  
Excellence

