

The University of Barcelona in figures

October 2023



UNIVERSITAT DE
BARCELONA



EDIFICI
HISTÒRIC



UNIVERSITAT DE BARCELONA

Founded in 1450, the University of Barcelona (UB) commemorated during the academic year 2022-2023 the 150th anniversary of the first academic year with which its emblematic Historic Building was inaugurated. Designed by the architect Elies Rogent, the building marked the UB's return to its permanent home in the city of Barcelona.

The UB is a leading centre of learning, scientific endeavour and critical thought in Spain and internationally, carrying out teaching and research grounded in the twin values of quality and permanent innovation and seeking to adapt to emerging global challenges, in particular the growing use of artificial intelligence.

The UB is recognized as a leading institution by numerous international bodies. It is considered one of the top-200 universities in the world in the most influential global rankings and, since 2010, has been the only Spanish higher education institution to form part of the prestigious League of European Research Universities (LERU).

A comprehensive range of courses are taught to more than 60,000 students every year. As a research institution, the UB continues to achieve outstanding results, securing total funding in excess of 230 million euros and registering 7,599 scientific publications.

The University is fully committed to the pursuit of the Sustainable Development Goals (SDGs) and Agenda 2030: as well as incorporating into its curricula transferable skills in gender equality and the climate emergency, its research is built on a foundation of social responsibility and a commitment to open science.

Below you will find the main figures corresponding to the UB's actions over the course of the academic year 2022-2023 in teaching, research, knowledge transfer and internationalization, as well as key data on the University's structure, activities and services.



Joan Guàrdia Olmos
Rector

COURSE OFFERING

- 73 bachelor's degrees
- 16 dual study pathways
- 172 university master's degrees
- 47 doctoral programmes
- 372 lifelong learning master's degrees
- 178 specialization diplomas
- 139 advanced university courses and diplomas
- 136 expert courses
- 131 university extension courses
- 802 lifelong learning courses (IL3)
- 1 UB-specific degree
- 12 bachelor's degrees, 13 university master's degrees and 1 doctoral programme taught at **affiliated centres**
- 13 **Erasmus Mundus** master's degrees



For the academic year **2023-2024**, the UB has approved **73** bachelor's degrees, **16** dual study pathways, **171** university master's degrees and **47** doctoral programmes.

For the academic year **2023-2024**, 17,514 students have chosen the UB as their **first option**. This represents 31% of first-choice applications in the Catalan public university system. With 10,883 vacancies offered, this puts the **demand ratio** for places at UB at 1.6.

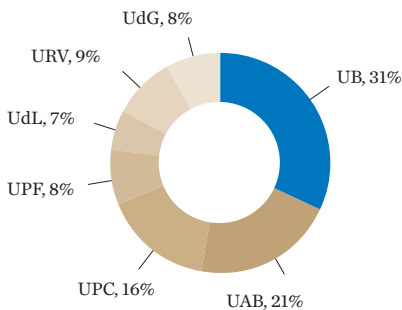
STUDENTS

- 41,095 bachelor's degree students
- 5,523 university master's degree students
- 4,990 trainee researchers
- 10,644¹ postgraduate students

¹ Provisional data.

- 16 faculties
- 60 departments and 1 training and research unit
- 16 libraries
- 10 affiliated centres
- 661,821 sq m of constructed area
- 485,663,213 euros total budget
- 232,551,730 euros research funding secured
- 6,328 teachers and researchers
- 2,370 administrative and service staff

BACHELOR'S DEGREE STUDENTS IN THE CATALAN PUBLIC UNIVERSITY SYSTEM



- University of Barcelona (UB)
- Autonomous University of Barcelona (UAB)
- Polytechnic University of Catalonia (UPC)
- Pompeu Fabra University (UPF)
- University of Lleida (UdL)
- Rovira i Virgili University (URV)
- University of Girona (UdG)

In 2023 the new **Faculty of Nursing** was created, in preparation for the academic year 2023-2024.

Figures for the academic year 2022-2023. Some of the figures in this document are subject to final confirmation.

● ● ● Among **new students**, perception of the UB's **leadership** was scored at **7.76** at bachelor's degree level and **7.54** at university master's degree level.

● ● ● According to the graduate employment study carried out by the Catalan University Quality Assurance Agency (AQU) for 2023, the **employment rates** for UB graduates are **89.6%** for bachelor's degree-holders, **92.0%** for master's degree-holders and **96.8%** of doctoral degree-holders; for **women**, the rates are the same for bachelor's degrees and university master's degrees and 97.8% for doctoral degree-holders.

STUDENTS

	2020-2021	2021-2022	2022-2023	% women
New bachelor's degree students	10,002	10,083	10,174	65.8
Bachelor's degree students	41,390	41,563	41,095	64.8
Full-time-equivalent bachelor's degree students	36,006	36,372	35,993	65.6
Bachelor's degree graduates	7,319	7,244	na ²	na ²
New university master's degree students	2,957	3,650	3,573	62.0
University master's degree students	4,776	5,318	5,523	63.6
Full-time-equivalent university master's degree students	3,408	4,026	4,032	62.8
University master's degree graduates	2,742	2,854	na ²	na ²
Bachelor's and university master's degree students (online) ¹	1,422	768	152	42.8
Students at UB-affiliated centres (bachelor's degrees and university master's degrees)	4,309	4,245	4,194	56.1
Students of UB-specific master's degrees, specialization or postgraduate courses and expert courses	9,179	9,924	9,867 ³	71.4
University extension course students	12,193	741	748 ³	59.2
Lifelong learning students (IL3)	17,674	14,998	16,586	61.0
Students taking non-curricular placements (bachelor's and university master's degrees)	2,660	2,819	na ²	na ²

¹ Through UNIBA-BCH, a UB-affiliated centre. ² Data not available. ³ Provisional data

FURTHER TRAINING

		% women
School of Modern Languages	2,885	68.1
Institute of Hispanic Studies	2,064	59.2
University of Experience	1,768	65.6
Els Juliols summer courses	693	68.0
Gaudir UB courses	3,869	62.0

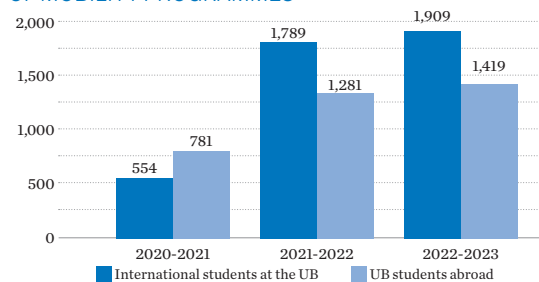
OTHER STUDENTS

		% women
Language Services (Catalan language courses)	1,460	65.8
Institute of Professional Development (IDP-ICE)	15,188	69.1
University Extension courses for older learners	3,183	75.0

TEACHING INNOVATION, ASSESSMENT AND IMPROVEMENT

Consolidated teaching innovation groups	97
Active teaching improvement and innovation projects	118
Members of the UB community involved in funded teaching innovation projects	856
PDI registered for teaching assessment	82.6
% PDI involved in training activities at the IDP-ICE	499

STUDENTS EXCHANGES IN THE FRAMEWORK OF MOBILITY PROGRAMMES



INTERNATIONALIZATION

Agreements with universities and other foreign institutions	2,623 ¹
Active Erasmus+ projects	72
Student nationalities	131 ¹
International students	10,408 ¹
International teaching and research staff	448

¹ Provisional data.

● ● ● The University of Barcelona among the best universities in the world according to the **Academic Ranking of World Universities (ARWU)**: it was placed **201st** in the 2023 edition.

FACULTIES

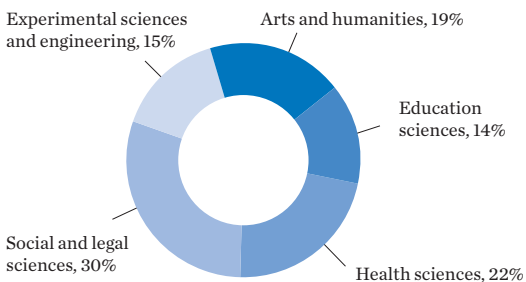
Faculties	Bachelor's degrees					University master's degrees ²				PDI
	Courses offered	New students	Total students	Full-time-equivalent students	Graduates (2021-2022)	Courses offered	New students	Total students	Graduates (2021-2022)	Teaching and research staff
Faculties	61	10,174	41,095	35,993	7,244	159	3,573	5,523	2,854	6,328
Biology	6	511	1,935	1,779	435	16	353	434	304	389
Chemistry	3	346	1,465	1,229	236	11	158	221	165	265
Earth Sciences	2	117	411	371	73	4	42	58	38	105
Economics and Business	5	1,585	6,645	5,841	1,054	18	379	607	252	646
Education	5	1,446	5,803	5,148	1,190	14	642	851	554	658
Fine Arts	3	414	1,511	1,350	266	5	33	77	46	224
Geography and History	5	744	2,732	2,206	379	12	278	573	224	287
Information and Audiovisual Media	2	149	584	465	94	6	82	132	45	76
Law	6	1,271	5,241	4,470	881	12	294	538	229	448
Mathematics and Computer Science	2	236	1,154	848	202	3	44	58	34	120
Medicine and Health Sciences	6	1,087	4,352	4,200	871	12	342	476	268	1,696
Pharmacy and Food Sciences	3	538	2,486	2,258	445	7	168	187	167	388
Philology and Communication	11	812	2,828	2,576	440	9	165	314	118	342
Philosophy	1	205	715	561	76	6	80	139	62	74
Physics	2	233	1,141	905	199	13	221	306	168	287
Psychology	1	480	2,092	1,787	403	10	231	426	180	323
% women	—	65.8	64.8	65.6	67.7	—	62.0	63.6	61.3	48.8
UB-affiliated centres³	12	1,103	3,838	3,552	983	13	322	508	709	358

¹ Includes the UB-specific degree in Private Investigation, taught at the Faculty of Law, and the bachelor's degree in Biomedical Sciences, taught at the faculties of Biology and of Medicine and Health Sciences.

² Includes the CHARM-EU master's degree and enrolled students.

³ Including students at UNIBA, a UB-affiliated centre.

BACHELOR'S DEGREE AND UNIVERSITY MASTER'S DEGREE STUDENTS, BY BRANCH OF KNOWLEDGE



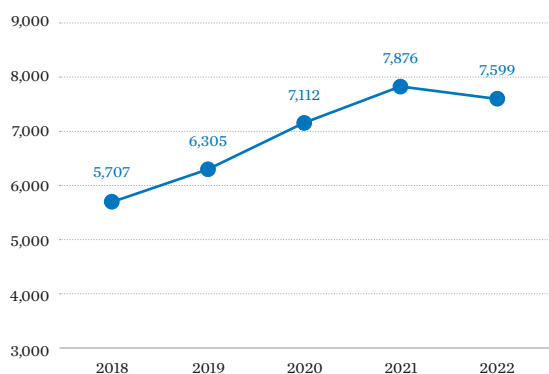
●●● Average **ratings for teaching staff** are **7.69** among bachelor's degree students and **8.15** among university master's degree students.

RESEARCH FUNDING SECURED THROUGH COMPETITIVE AND NON-COMPETITIVE CHANNELS

	2020	2021	2022
Total funding (thousands of euros)	139,837	191,918	232,552
Research projects	38,800	47,551	86,073
Complementary actions	126	54	70
Human resources grants	12,822	26,730	19,188
Other grants	6,282	4,586	8,558
Infrastructure	-	20,177	44
Research agreements	772	1,346	2,908
Bosch i Gimpera Foundation and other research contracts	10,945	10,653	10,939
Services provided by the CCiTUB to other	2,626	2,890	2,843
Funding secured by UB researchers at institutions with UB participation ¹	67,464	77,931	101,929

¹ August Pi i Sunyer Biomedical Research Institute (IDIBAPS), Bellvitge Biomedical Research Institute (IDIBELL), Institute for Bioengineering of Catalonia (IBEC), Catalonia Institute for Energy Research (IREC), Institute for Research in Biomedicine (IRB), Centre for Ecological Research and Forestry Applications (CREAF), Institute of Space Studies of Catalonia (IEEC), Barcelona Institute for Global Health (ISGlobal), Barcelona Institute of Economics (IEB), Josep Carreras Leukaemia Research Institute (IJC) and Sant Joan de Déu Research Institute (IRSJD).

INDEXED SCIENTIFIC PUBLICATIONS



RESEARCH

Active research projects	1,111
Horizon 2020 and Horizon Europe programmes	50
European Research Council projects	10
Consolidated research groups	232

RESEARCH STRUCTURES

UB research institutes	16
Research institutes with UB participation	10
University research institutes	2
UB research centres	5
Observatories and documentation centres	14

DOCTORAL STUDIES

	2020-21	2021-22	2022-23
Trainee researchers	4,816	5,007	4,990
% female trainee researchers	57.6	56.2	57.2
Projects in industrial doctorate programmes	14	17	20
Doctoral theses read	754	672	632 ¹

¹ Provisional data.

RESEARCH STAFF

		% women
Ratio of PDI engaged in research / full-time-equivalent PDI	72.2	
Teaching staff engaged in research	2,440	45.8
Senior researchers ¹	123	40.7
Junior researchers ²	134	40.3
Postdoctoral researchers ³	222	53.2
Trainee predoctoral researchers	627	50.7
Research assistants	415	57.1
FBG researchers	310	56.1
FBG research technicians/assistants	111	63.1

¹ Includes CIBER, ICREA and Ramón y Cajal researchers and other groups.

² Includes SECTI, María Zambrano, Beatriu de Pinós and Juan de la Cierva researchers and other groups.

³ Includes Margarita Salas researchers and other groups.

ENTREPRENEURSHIP

Projects incubated in StartUB!	58
Start-ups created	8
People receiving training in innovation and entrepreneurship	1,232

TECHNOLOGY AND KNOWLEDGE TRANSFER

FBG contracts	737
Signed license agreements	17
Research spin-offs	2
Patent applications	87
Invention disclosures	50

●●● The **Barcelona Science Park** is a leading European centre for research, technology transfer and innovation in life sciences, with a total built area of 100,000 sq m that is home to 126 resident groups and bodies and 3,447 health-sector professionals.

TEACHING AND RESEARCH STAFF (PDI)

		% women
Total PDI	6,328	48.8
Full professors	467	30.6
University school full professors	7	57.1
Associate professors (<i>titular</i>)	669	43.8
University school associate professors (<i>titular</i>)	64	48.4
Non-statutory full professors	104	34.6
Associate professors (<i>agregat</i>)	720	51.1
Assistant professors	447	51.5
Collaborating lecturers on an open-ended contract	53	60.4
Adjunct lecturers	2,444	51.2
Adjunct medical lecturers	910	55.1
Researchers	343	47.2
Visiting lecturers	25	64.0
Emeritus professors	75	22.7
PDI with permanent affiliation¹	2,084	43.5
Full-time-equivalent PDI (teaching hours)	4,111	48.4
Full-time-equivalent PDI (contract hours)	3,380	47.5

¹ Includes full professors, senior lecturers (*titular*), collaborating lecturers on an open-ended contract and non-statutory full professors.

SERVICES

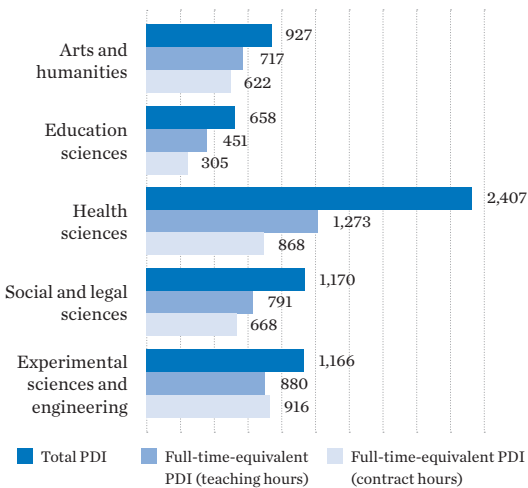
CRAI

Libraries	16
Monographs and print journals	1,731,506
Audiovisual materials and digital resources	387,192
Total loans	327,134
Reading desks	6,574
UB Sports users	19,084
Grant holders in UB services and faculties	388
Participants in career guidance activities	8,681
UB Alumni members	8,070
Direct beneficiaries of activities carried out by the UB Solidarity Foundation	9,384

CULTURAL ACTIVITIES

Visitors attending guided tours	4,729
Concerts in the Season of Music at the UB	16
Collections in the UB's Virtual Museum	21

TEACHING AND RESEARCH STAFF (PDI) BY BRANCH OF KNOWLEDGE



● ● ● A wide range of events were held to mark the **150th anniversary of the Historic Building**, including exhibitions, concerts, commemorations, talks and competitions, while the University also created a range of specific merchandise.

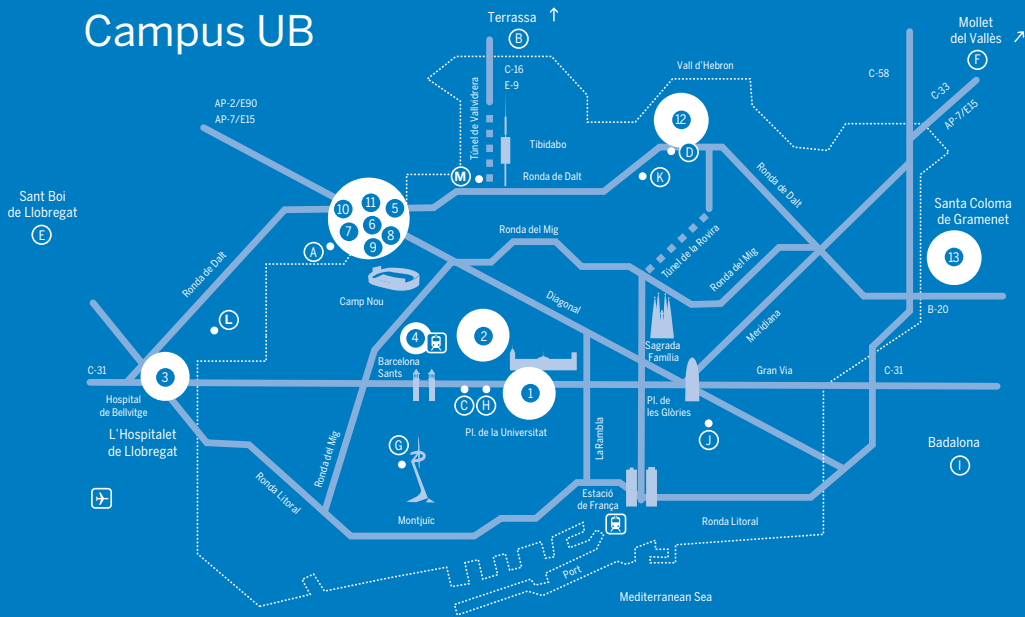
BUDGET

Income (thousands of euros)	485,663
Chapter 3. Fees and other income	91,740
Chapter 4. Current transfers	335,132
Chapter 5. Additions to capital	13,336
Chapter 6. Disposals of property	8,060
Chapter 7. Capital transfers	37,396
Expenditure (thousands of euros)	485,663
Chapter 1. Staff costs	330,550
Chapter 2. Acquisition of goods and services	96,867
Chapter 3. Financial costs	1,532
Chapter 4. Current transfers	5,760
Chapter 6. Real investments	47,634
Chapter 9. Financial liabilities	3,321

ADMINISTRATIVE AND SERVICE STAFF (PAS)

		% women
Total PAS	2,370	63.8
Statutory PAS	1,111	77.2
Non-statutory PAS	1,259	52.0
PAS/PDI ratio	0.37	
PAS/full-time-equivalent PDI ratio	0.58	

Campus UB



- 1** Plaça Universitat Campus and Raval Campus
- Faculty of Geography and History
 - Faculty of Mathematics and Computer Science
 - Faculty of Philology and Communication
 - Faculty of Philosophy
 - Institute of Hispanic Studies
 - Rector's Office, General Manager's Office and general services

- 2** Clinic Campus
August Pi i Sunyer
- Faculty of Medicine and Health Sciences
 - Faculty of Nursing
 - Hospital Clinic of Barcelona

- 3** Bellvitge Campus
- Faculty of Medicine and Health Sciences
 - Faculty of Nursing
 - University Hospital of Bellvitge

- 4** Sants Campus
- Faculty of Information Science and Audiovisual Media
 - General services

- Diagonal Knowledge Gateway Campus
- 5**
- Faculty of Economics and Business
 - Faculty of Law
- 6**
- Faculty of Biology
 - Faculty of Chemistry
 - Faculty of Earth Science
 - Faculty of Fine Arts
 - Faculty of Pharmacy and Food Science
 - Faculty of Physics
 - Science and Technology Centres
- 7**
- Barcelona Science Park
- 8**
- Penyafort-Montserrat Hall of Residence
 - Yugo Aleu University Residence
- 9**
- Pavelló Rosa – General services
- 10**
- Sports
- 11**
- Student Support Service (SAE)

- 12** Mundet Campus
- Faculty of Education
 - Faculty of Psychology
 - Institute for Professional Development (IDP-ICE)

- 13** Torribera Campus
- Faculty of Pharmacy and Food Science

- A** ■ School of New Interactive Technologies (ENTI)
- B** ■ School of Cinema and Audiovisual Studies of Catalonia (ESCAC)
- C** ■ School of Public Relations (ESRP)
- D** ■ Barcelona School of Tourism, Hospitality and Gastronomy (CETT-UB)
- E** ■ Sant Joan de Déu Teaching Campus
- F** ■ Institute of Public Safety of Catalonia (ISPC)
- G** ■ National Institute of Physical Education of Catalonia (INEFC)
- H** ■ Alumni
- Doctoral School
 - School of Modern Languages (EIM)
- I** ■ El Carme Cultural Center
- J** ■ Institute for Lifelong Learning (IL3)
- K** ■ Center for International Historical Studies (CEHI)
- L** ■ International University Center of Barcelona (UNIBA) – Barcelona Culinary Hub (BCH)
- M** ■ CEI International Affairs
- Doctors' Senate
 - Finca Pedro i Pons
 - Ombuds Officer

Gran Via de les Corts Catalanes, 585
08007 Barcelona
Tel.: 934 021 100
www.ub.edu



Member of



Founder of



International
Excellence

