

Estudio sobre la flora, fitosociología, ecología y corología de los mixomicetes de España

Enric Gràcia i Barba

ADVERTIMENT. La consulta d'aquesta tesi queda condicionada a l'acceptació de les següents condicions d'ús: La difusió d'aquesta tesi per mitjà del servei TDX (www.tdx.cat) ha estat autoritzada pels titulars dels drets de propietat intel·lectual únicament per a usos privats emmarcats en activitats d'investigació i docència. No s'autoritza la seva reproducció amb finalitats de lucre ni la seva difusió i posada a disposició des d'un lloc aliè al servei TDX. No s'autoritza la presentació del seu contingut en una finestra o marc aliè a TDX (framing). Aquesta reserva de drets afecta tant al resum de presentació de la tesi com als seus continguts. En la utilització o cita de parts de la tesi és obligat indicar el nom de la persona autora.

ADVERTENCIA. La consulta de esta tesis queda condicionada a la aceptación de las siguientes condiciones de uso: La difusión de esta tesis por medio del servicio TDR (www.tdx.cat) ha sido autorizada por los titulares de los derechos de propiedad intelectual únicamente para usos privados enmarcados en actividades de investigación y docencia. No se autoriza su reproducción con finalidades de lucro ni su difusión y puesta a disposición desde un sitio ajeno al servicio TDR. No se autoriza la presentación de su contenido en una ventana o marco ajeno a TDR (framing). Esta reserva de derechos afecta tanto al resumen de presentación de la tesis como a sus contenidos. En la utilización o cita de partes de la tesis es obligado indicar el nombre de la persona autora.


WARNING. On having consulted this thesis you're accepting the following use conditions: Spreading this thesis by the TDX (www.tdx.cat) service has been authorized by the titular of the intellectual property rights only for private uses placed in investigation and teaching activities. Reproduction with lucrative aims is not authorized neither its spreading and availability from a site foreign to the TDX service. Introducing its content in a window or frame foreign to the TDX service is not authorized (framing). This rights affect to the presentation summary of the thesis as well as to its contents. In the using or citation of parts of the thesis it's obliged to indicate the name of the author.

UNIVERSIDAD DE BARCELONA
FACULTAD DE BIOLOGIA
DEPARTAMENTO DE BOTANICA

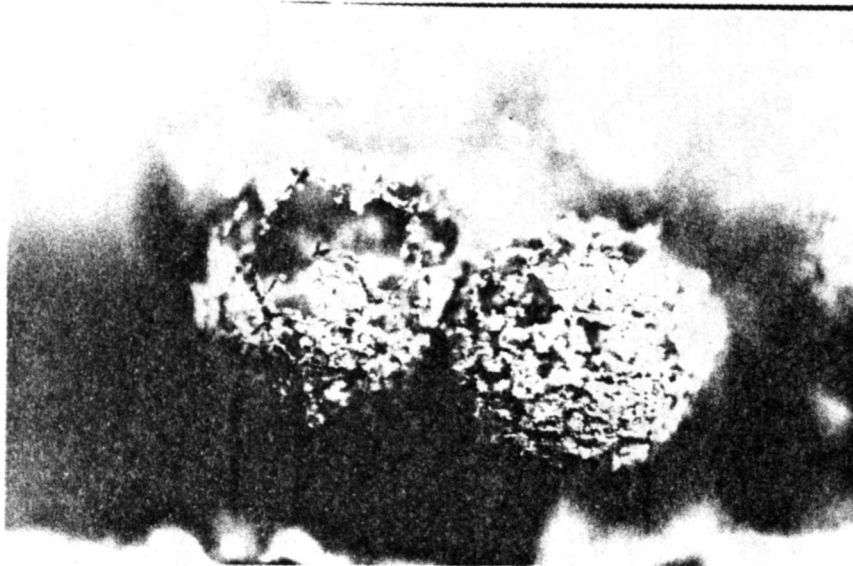
ESTUDIO SOBRE LA FLORA, FITOSOCIOLOGIA,
ECOLOGIA Y COROLOGIA DE LOS MIXOMICETES
DE ESPAÑA.

TESIS PRESENTADA POR
ENRIC GRACIA I BARBA
PARA OPTAR AL GRADO DE DOCTOR
EN BIOLOGIA


SEPTIEMBRE, 1981



21.




22.



23.

24.




25.



- 21- *Cribraria argillacea*. 36 X.
22- *Cribraria argillacea*. 70 X.
23- *Cribraria auriantica*. 25 X.
24- *Cribraria cancellata*. 39 X.
25- *Cribraria cancellata*. 70 X.



26.

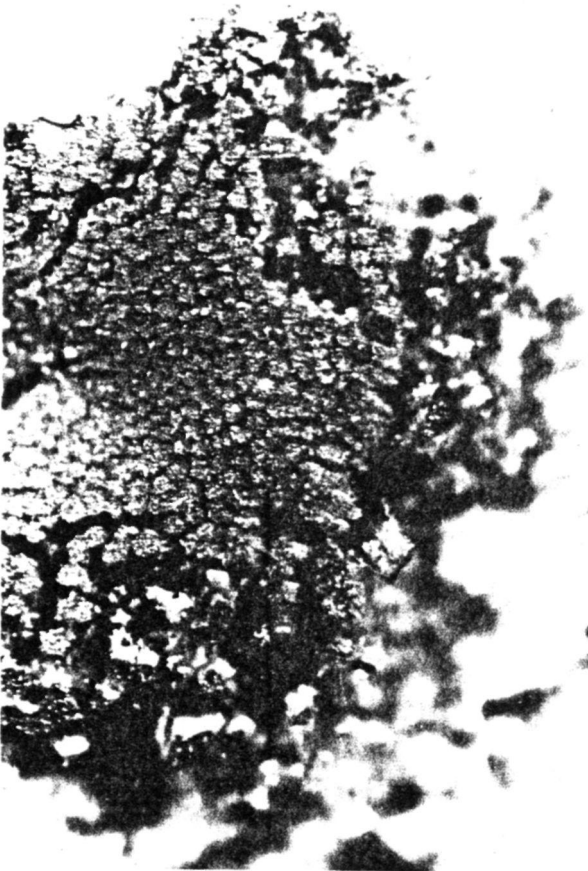


27.


- 26- *Cribraria violacea*. 70 X.
- 27- *Cribraria vulgaris*. 38 X.
- 28- *Diachea leucopodia*. 45 X.
- 29- *Dictydiaethalium plumbeum*. 10 X.



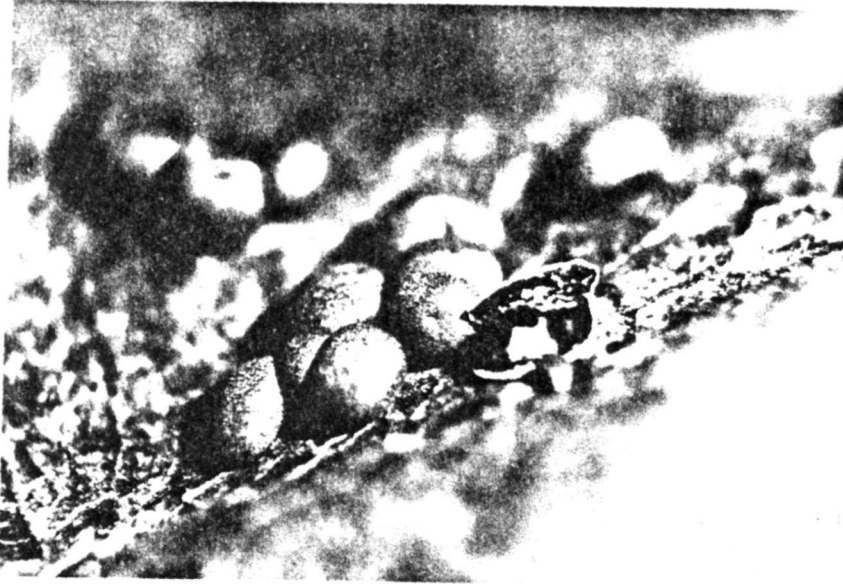
28.




29.



30.



31.

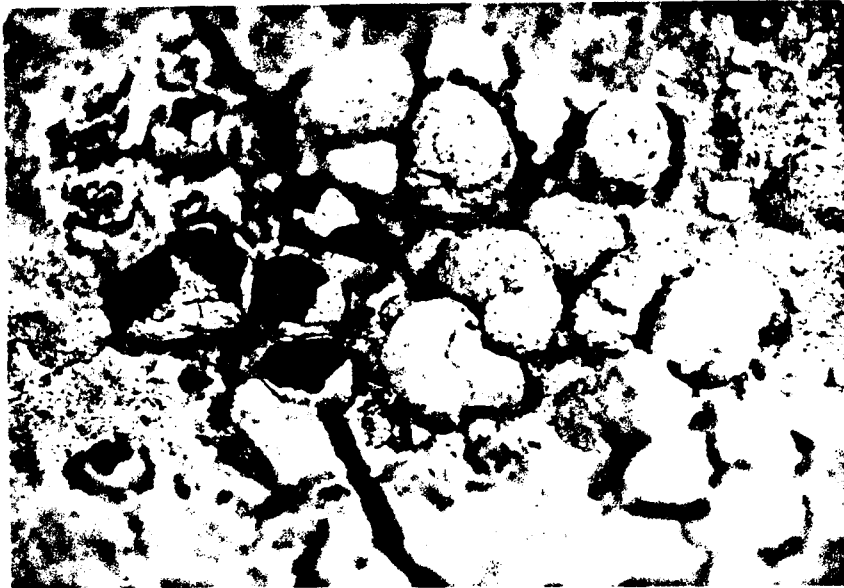


728

32.



33.



34.


- 30- *Diderma asteroides*. 32 X.
- 31- *Diderma darjeelingense*. 30 X.
- 32- *Diderma hemisphaericum*. 27 X.
- 33- *Diderma niveum*. 21 X.
- 34- *Diderma spumarioides*. 34 X.




35.



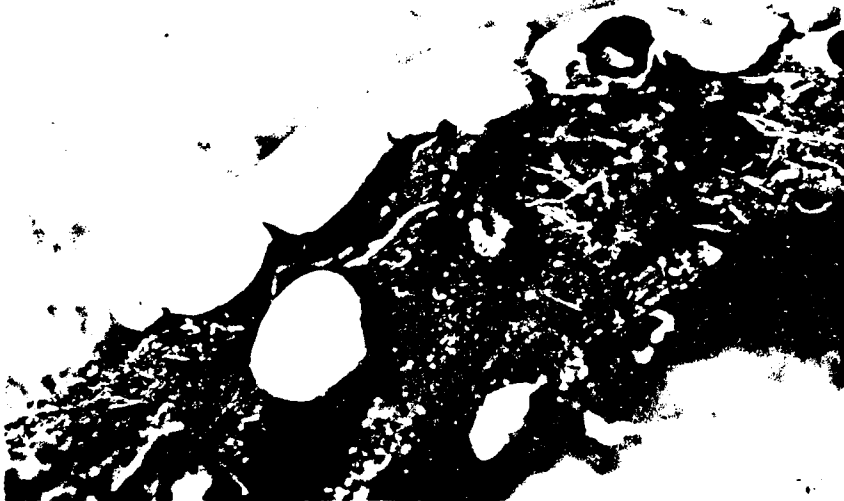
36.



38.



39.



35- *Diderma umbilicatum*. 30 X.

36- *Didymium anellus*. 36 X.

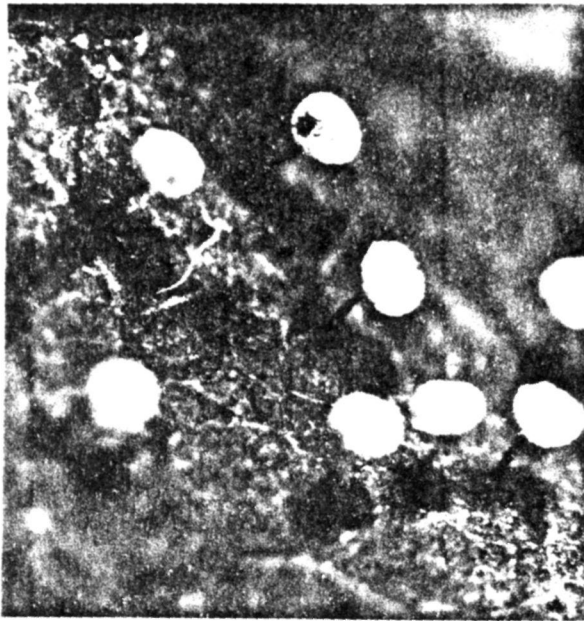
37- *Didymium bahiense*. 41 X.

38- *Didymium clavus*. 41 X.

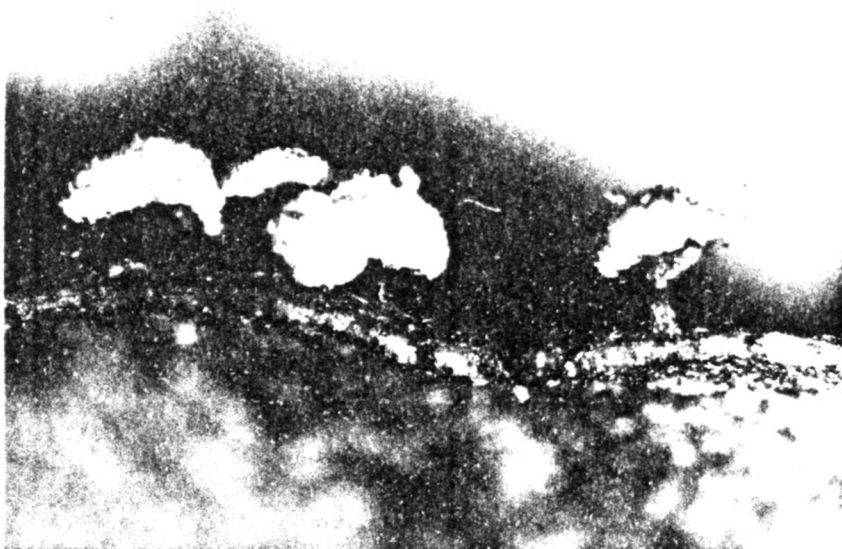
39- *Didymium comatum*. 52 X.



40.



41.

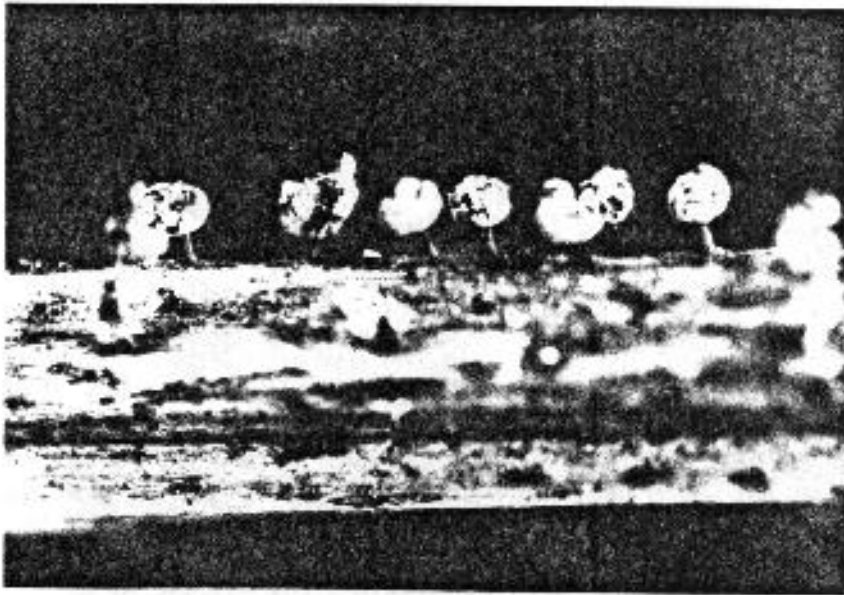


42.

43.



44.



- 40- *Didymium difforme*. 27 X.
- 41- *Didymium eximium*. 27 X.
- 42- *Didymium laxifila*. 45 X.
- 43- *Didymium melanospermum*. 45 X.
- 44- *Didymium minus*. 27 X.



45.

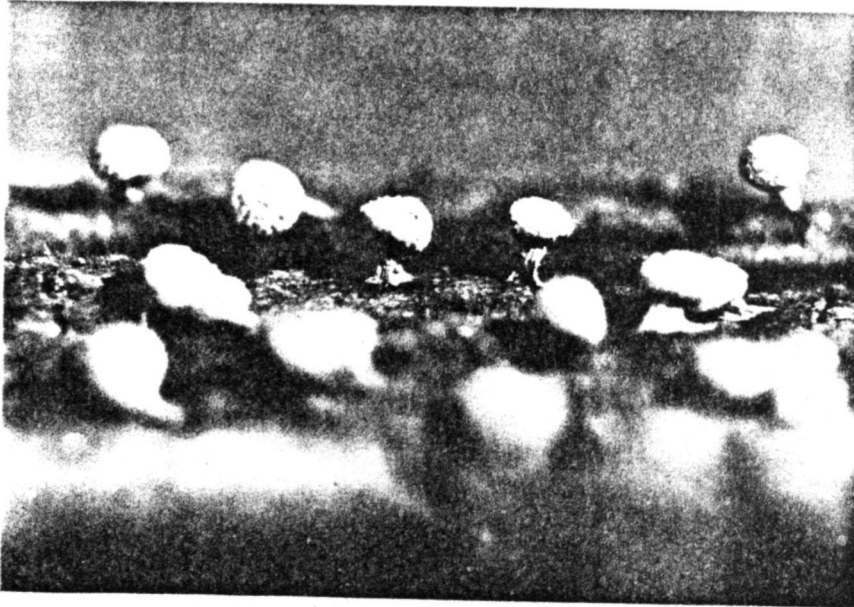


46.

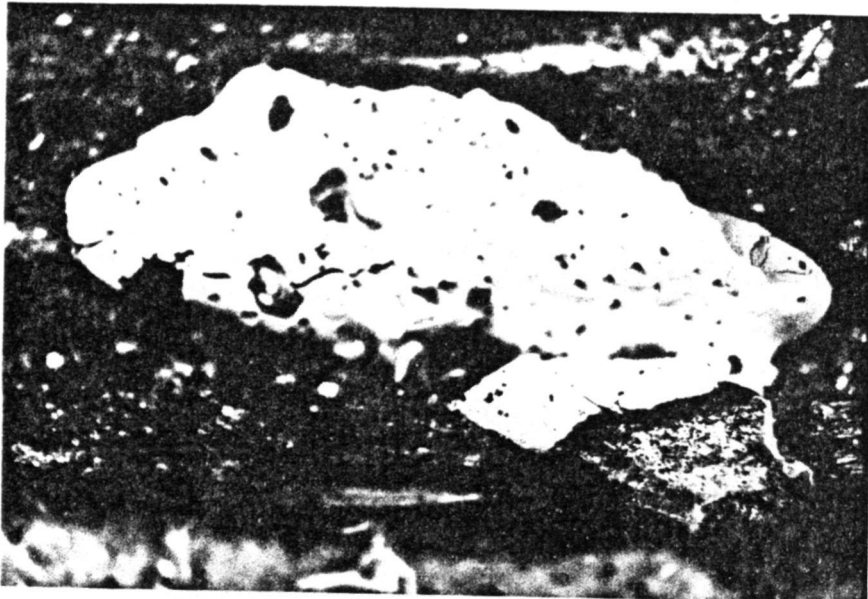
- 45- *Didymium minus*. 70 X.
- 46- *Didymium nigripes*. 36 X.
- 47- *Didymium ovoideum*. 60 X.
- 48- *Didymium squamulosum*. 27 X.
- 49- *Didymium tubulatum*. 36 X.




47.




48.



49.

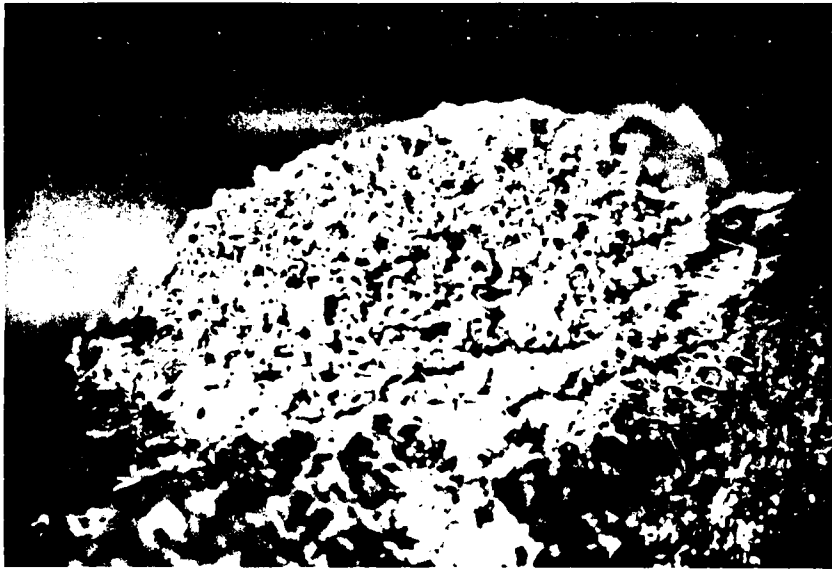


50.



51.






53.




54.

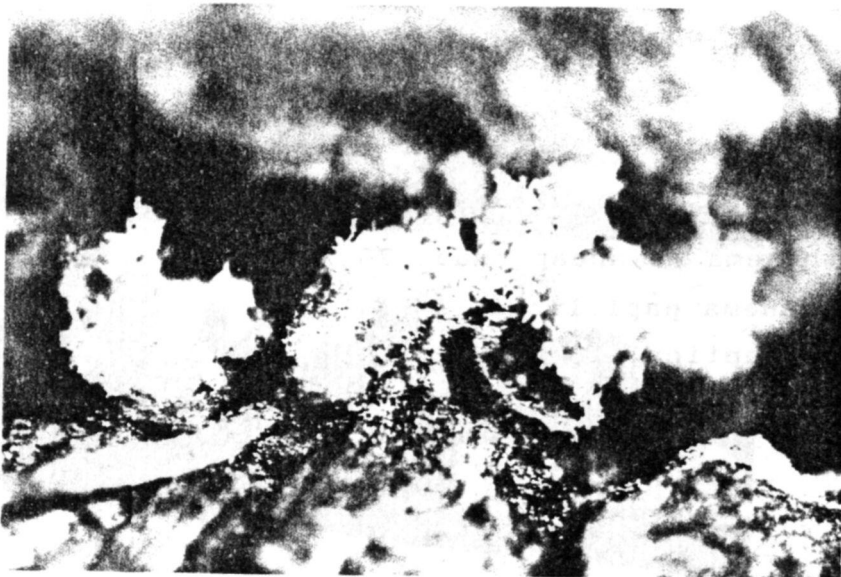
- 50- *Didymium vaccineum*. 25 X.
51- *Enerthenema melanospermum*. 70 X.
52- *Enetthenema papillatum*. 54 X.
53- *Fuligo septica*. 10 X.
54- *Hemitrichia abietina*. 63 X.



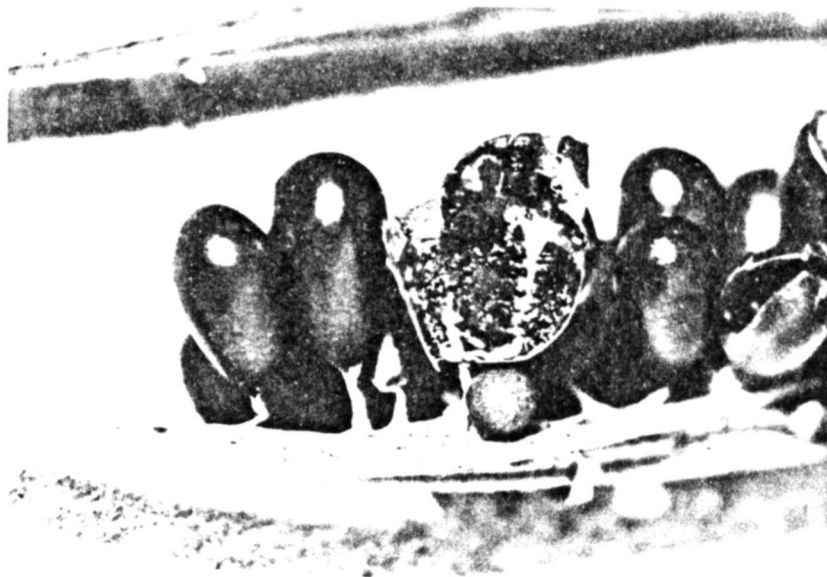
55.



56.



57.



58.



59.

- 55- *Hemitrichia clavata*. 16 X.
- 56- *Hemitrichia clavata*. 45 X.
- 57- *Hemitrichia serpula*. 63 X.
- 58- *Leocarpus fragilis*. 20 X.
- 59- *Licea castanea*. 70 X.




60.



61.



62.



63.

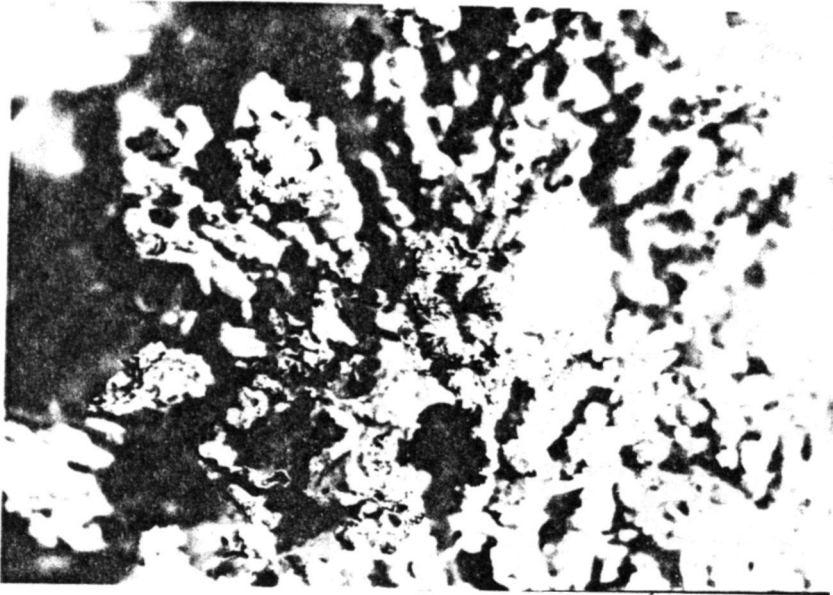


64.

- 60- *Didymium squamulosum*. 70 X.
- 61- *Licea minima*. 70 X.
- 62- *Licea variabilis*. 38 X.
- 63- *Lycogala epidendrum*. 10 X.
- 64- *Lindbladia tubulina*. 40 X.



65.



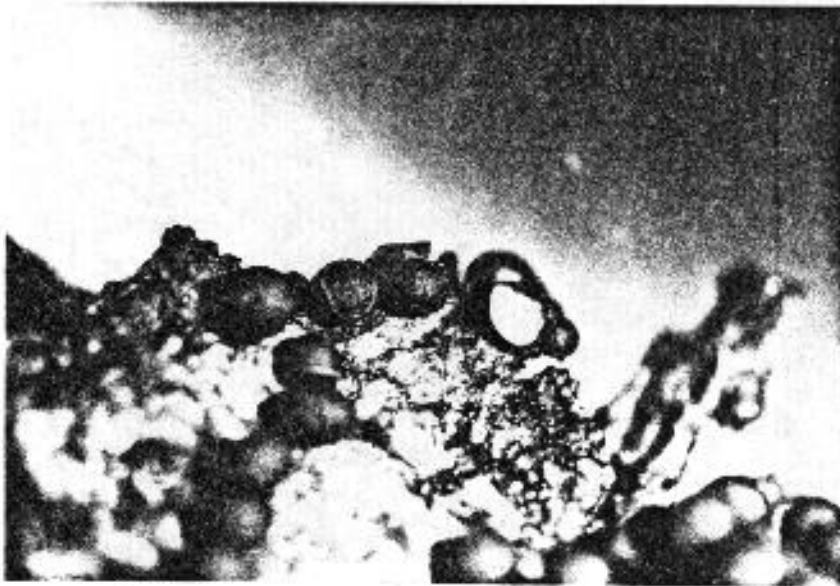
66.



67.

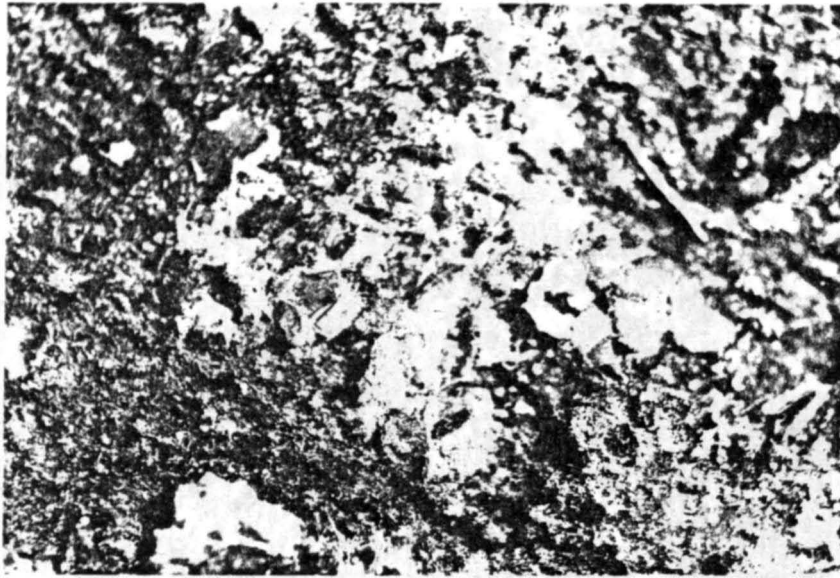


68.

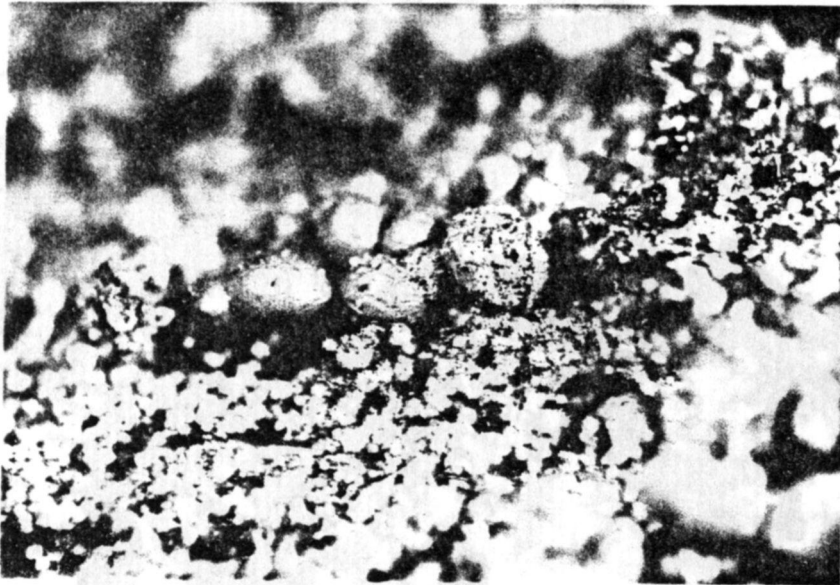


69.

- 65- *Metatrachia vesparium*. 25 X.
66- *Mucilago crustacea*. 10 X.
67- *Mucilago crustacea*. 10 X.
68- *Perichaena chrysosperma*. 27 X.
69- *Perichaena corticalis*. 27 X.



70.

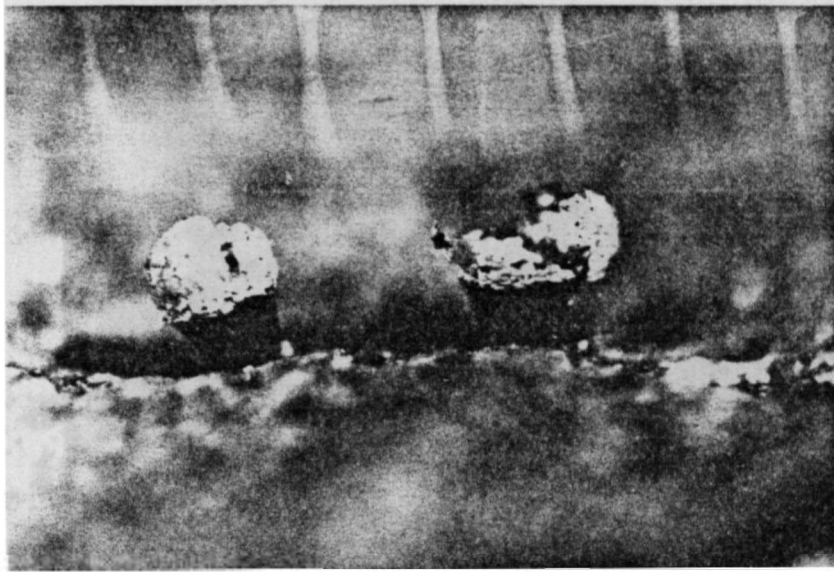


71.

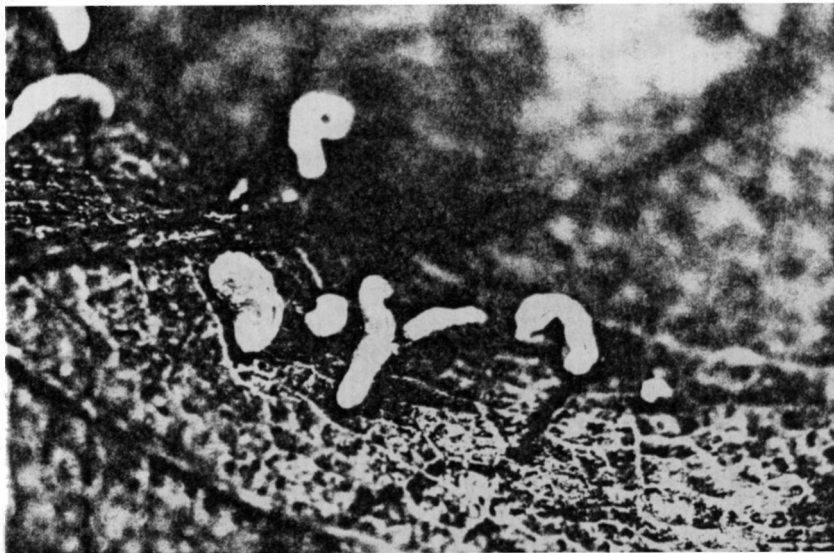


72.

65- Ref
66- Nuc
67- Nuc
68- For
69- For




73.




74.

- 70- *Perichaena depressa*. 25 X.
71- *Perichaena minor*. 29 X.
72- *Perichaena vermicularis*. 27 X.
73- *Physarum bitectum*. 52 X.
74- *Physarum bivalve*. 18 X.




75.

73.



76.


74.



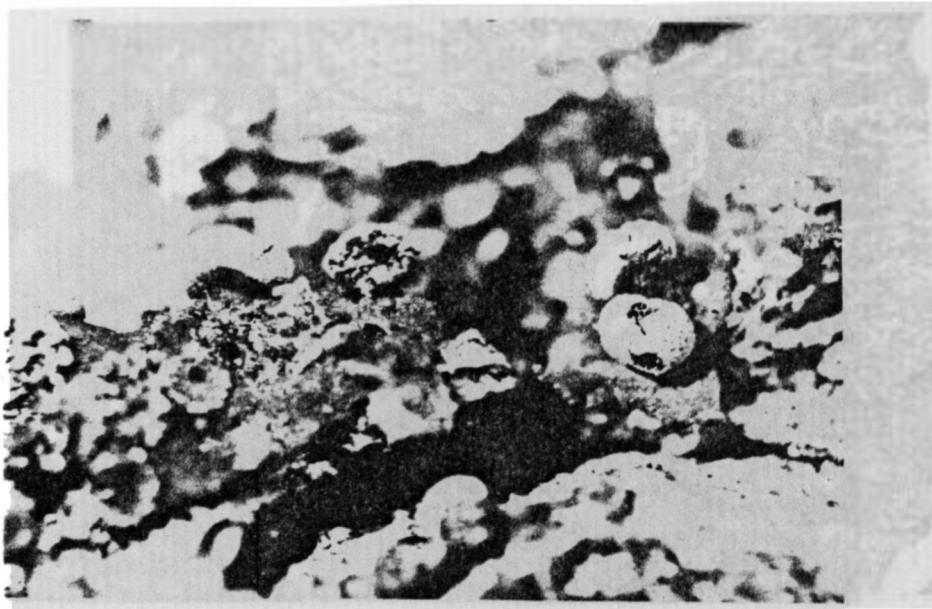
77.

70- Per
71- Per
72- Per
73- Per
74- Per

78.



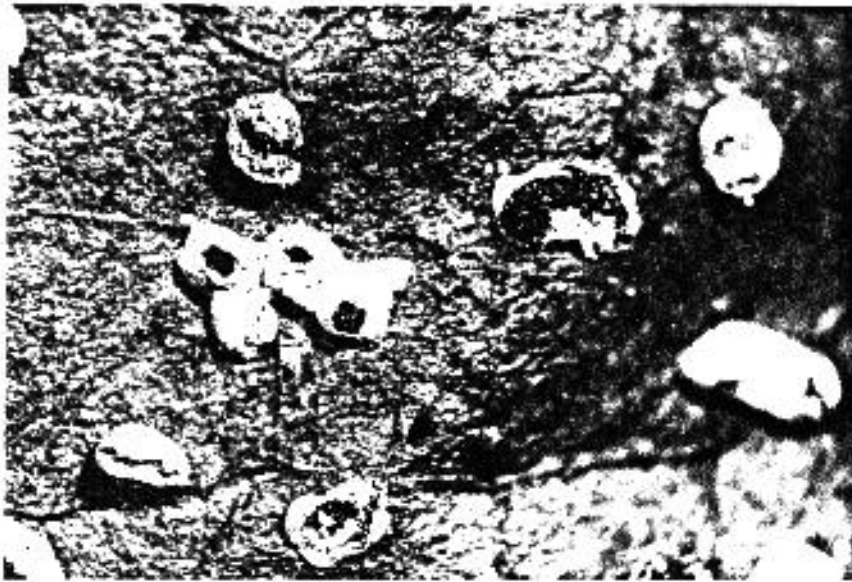
79.



- 75- *Physarum bivalve*. 63 X.
76- *Physarum brunneolum*. 29 X.
77- *Physarum cinereum*. 36 X.
78- *Physarum compressum*. 25 X.
79- *Physarum decipiens*. 27 X.



80.



81.



748 82.



83.



84.

80- *Physarum leucophaeum*. 29 X.

81- *Physarum luteolum*. 23 X.

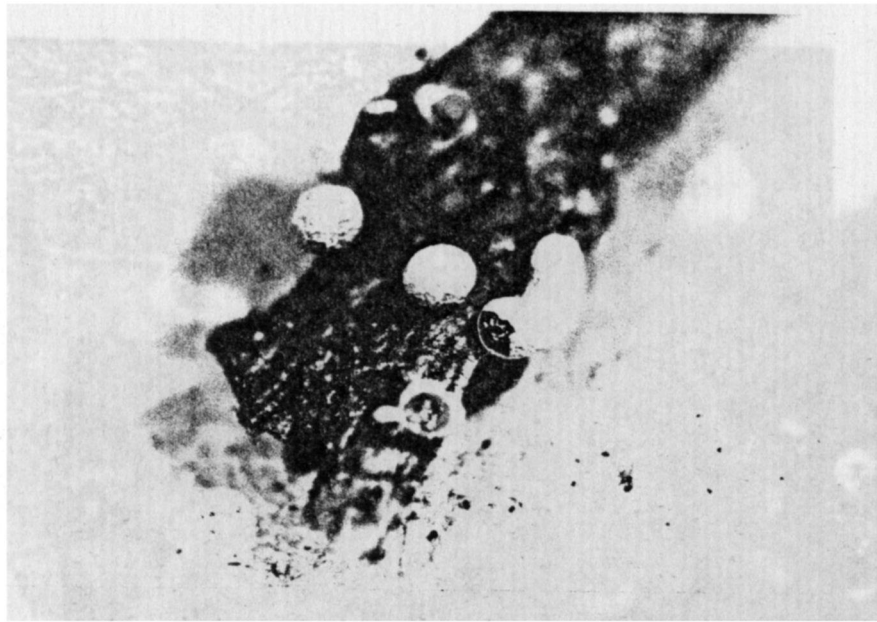
82- *Physarum melleum*. 36 X.

83- *Physarum newtonii*. 41 X.


84- *Physarum nutans*. 27 X.



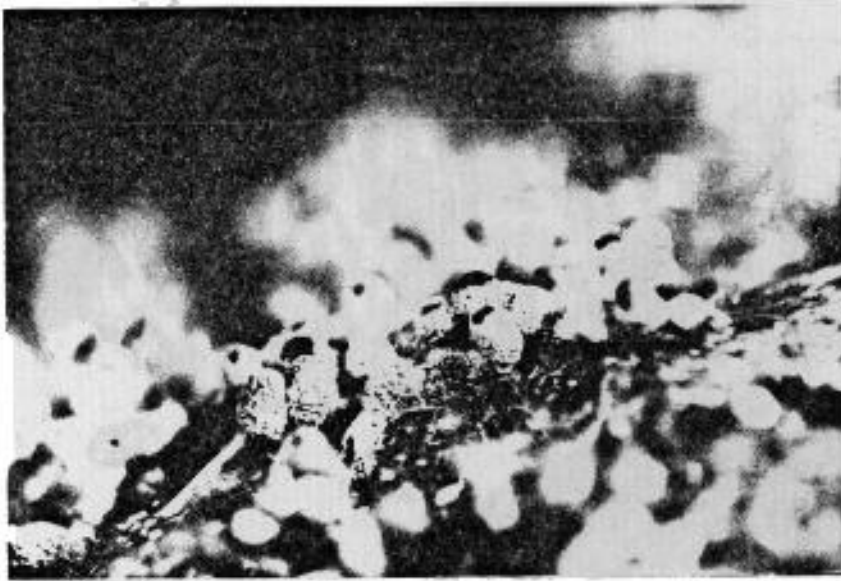
85.




86.



87.



88.




89.

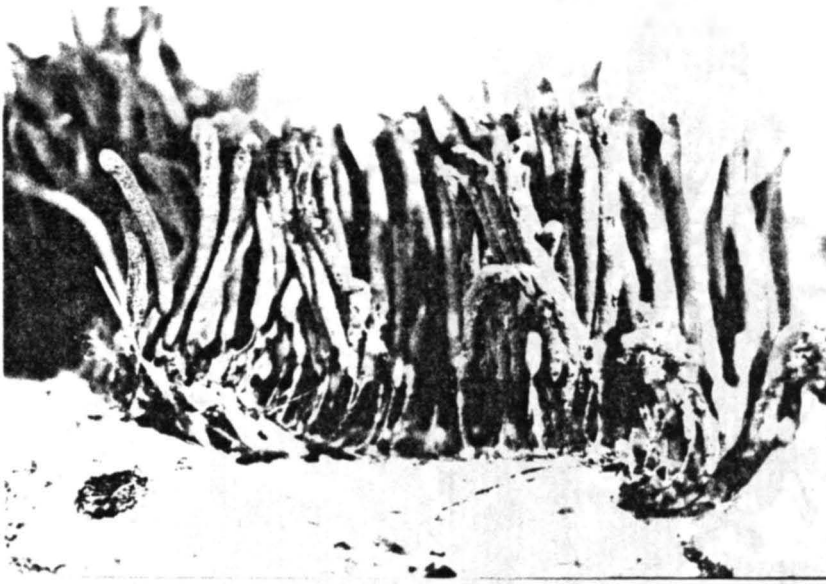
- 85- *Physarum pusillum*. 36 X.
86- *Physarum serpula*. 27 X.
87- *Physarum straminipes*. 38 X.
88- *Physarum virescens*. 41 X.
89- *Physarum viride*. 27 X.




90.



91.



92.



93.

- 90- *Prototrichia metallica*. 38 X.
91- *Stemonitis axifera*. 14 X.
92- *Stemonitis fusca*. 10 X.
93- *Stemonitis herbatica*. 10 X.



94.



95.

94- *Stemonitis nigrescens*. 18 X.

95- *Stemonitis smithii*. 21 X.

96- *Stemonitis splendens*. 10 X.


97- *Stemonitis virginiana*. 29 X.




96.



97.




98.




99.

- 98 - *Trichia botrytis*. 25 X.
- 99 - *Trichia contorta*. 32 X.
- 100- *Trichia decipiens*. 14 X.
- 101- *Trichia decipiens*. 39 X.
- 102- *Trichia favoginea*. 25 X.

100.




105.



101.

106.



102.

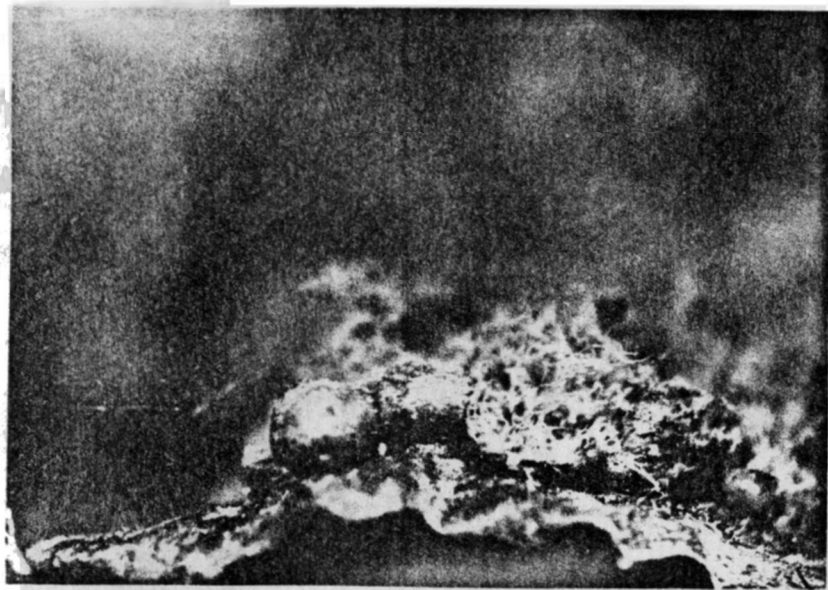
103.

104.

103 - Trichia
104 - Trichia
105 - Tr
106 - Tr

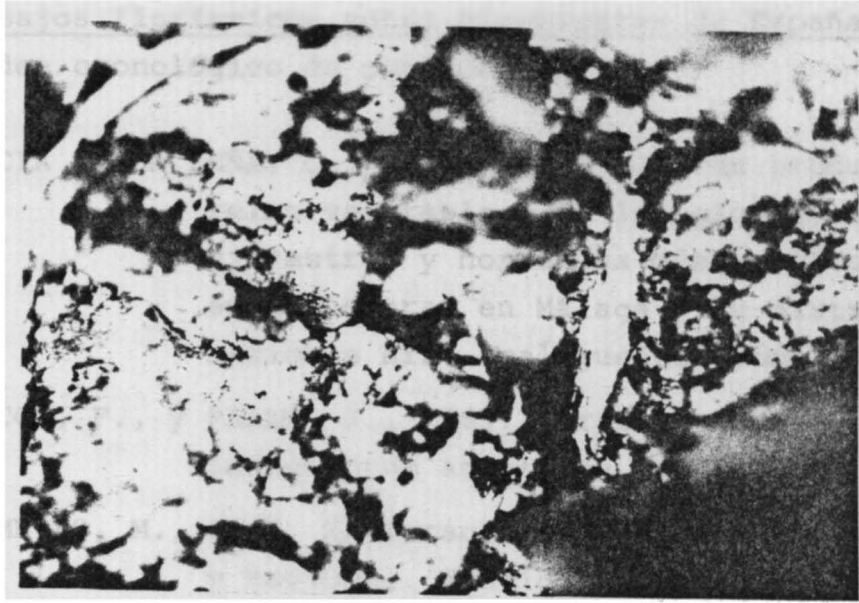


103.



104.

- 103- *Trichia lutescens*. 23 X.
104- *Trichia scabra*. 38 X.
105- *Trichia varia*. 25 X.
106- *Tubifera ferruginosa*. 10 X.



105.



106.

